




# RAM PAYLOAD & TOWING

## PROMASTER CITY™ Weight Capacities



AMERICA'S  
MOST EFFICIENT  
WORK VAN<sup>††</sup>



Plumbers • HVAC • Electrical • Carpenters • Realtors • Cleaning/Maintenance • Security • Pest Control • Catering • Florists • Recreation • Transportation • Dry Cleaning • Bakeries • Retail Stores

### Powertrain



#### 2.4L TIGERSHARK® MULTIAIR® 2 I4

- Best-in-class\* 178 hp/174 lb-ft of torque
- EPA estimated 21 city/best-in-class\* 28 hwy MPG
- Unsurpassed towing of 2,000 lb (Tradesman® Cargo Van)
- 5-Year/60,000-Mile Powertrain Limited Warranty<sup>‡</sup>



#### CLASS-EXCLUSIVE 948TE NINE-SPEED AUTOMATIC TRANSMISSION

- 4.70 low gear for confident launches under load
- 3.73 final drive ratio for acceleration and hauling power
- Electronic Range Select (ERS) for extra control under load



#### Best-in-Class\* Features

- HWY fuel economy – 28 MPG
- Cargo volume – 131.7 cu ft (Cargo Van)
- Payload – 1,885 lb
- Cargo width between wheel wells – 48.4 in
- Horsepower – 178 hp
- Torque – 174 lb-ft
- Unsurpassed towing – 2,000 lb (Cargo Van)
- Driving range with std motor (28 hwy MPG multiplied by 16-gal fuel tank capacity – 448 miles)
- GVWR – 5,395 lb



#### Class Exclusive\* Features

- Bi-link rear suspension
- 9-speed automatic transmission
- Driver-side knee air bag



#### Commercial Use Tradesman® and Tradesman SLT Cargo Van

- Best-in-class\* 1,885-lb payload
- Best-in-class\* cargo width between wheel wells of 48.4 in
- Excellent handling with class-exclusive Bi-Link Rear Suspension
- Rear lift-in height of 23.3 in
- Flat load floor
- 60/40 split rear doors with curbside ingenuity
- Rear doors lock at 90 degrees, open to 180 degrees
- Upfitter-friendly with near-vertical side walls
- Standard Uconnect® 3 with 5" Display – Bluetooth® integrated voice command
- Standard ParkView® Rear Back-Up Camera
- Available upfit connector
- Available premium vinyl front seats



#### Personal or Commercial Use Wagon and Wagon SLT

- Seating for up to five passengers
- Seven standard air bags<sup>‡</sup>
- 60/40 Fold-and-Tumble rear seat
- Dual sliding side doors
- 1,867-lb maximum towing capacity<sup>†</sup>
- Additional cargo storage with overhead shelves
- Available steering wheel-mounted audio controls
- Standard Uconnect® 3 with 5" Display – Bluetooth® integrated voice command
- Standard ParkView® Rear Back-Up Camera



#### Available Features

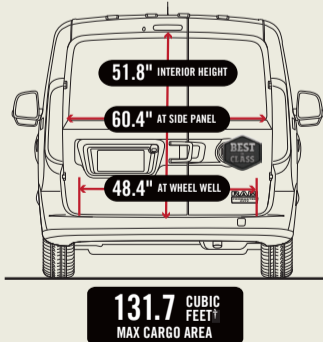
- Uconnect® 3 NAV with 5" Display
- SiriusXM® Satellite radio: One-year SiriusXM radio service
- Leather-wrapped steering wheel
- Cargo partition with or without window (Cargo Van)
- Sliding door window grates available without partition (Cargo Van)
- Mopar<sup>®</sup> trailer tow group: 4/7 pin wiring harness, Class III hitch receiver



#### Dimensions and Specifications (SAE J1100 2009 Compliant)

Dimensions	Tradesman® Cargo/SLT Cargo	Wagon/Wagon SLT
WHEELBASE (in)	122.4	122.4
OVERALL BODY LENGTH (in)	187.1	187.1
OVERALL WIDTH WITH MIRRORS (in)	84.6	84.6
OVERALL HEIGHT (in)	74.2	74.2
FIRST-ROW LEG ROOM (in)	40.8	40.8
SECOND-ROW LEG ROOM (in)	-	36.8
FIRST-ROW SHOULDER ROOM (in)	59.3	59.3
SECOND-ROW SHOULDER ROOM (in)	-	58.0
CARGO VOLUME (cu ft) (behind second-row seats on Wagon/second-row seats folded on Wagon)	131.7	74.1/101.7
WIDTH BETWEEN WHEEL WELLS (in)	48.4	48.4
LOAD FLOOR LENGTH (in) (behind second-row seats on Wagon/second-row seats folded on Wagon)	87.2	54.7/69.2
MAXIMUM CARGO HEIGHT (in)	51.8	48.7
MAXIMUM CARGO WIDTH (in)	60.4	57.6
REAR LIFT-IN HEIGHT (in)	23.3	23.8
SIDE DOOR STEP-IN HEIGHT (in)	21.5	19.3
REAR CARGO DOORS OPENING WIDTH (in)	48.6	48.6
REAR CARGO DOORS OPENING HEIGHT (in)	47.4	46.4
SIDE SLIDING DOORS OPENING WIDTH (in)	25.8	21.2
SIDE SLIDING DOORS OPENING HEIGHT (in)	43.6	42.7
TURNING CIRCLE (ft) (curb-to-curb)	42.0	42.0

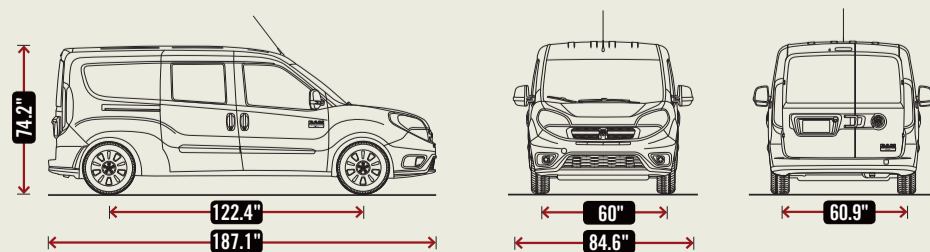
#### CARGO VAN



#### Maximum Payload and Towing Capacities<sup>†</sup>

Specifications	Cargo Van	Wagon
GVWR (lb)	5,395	5,395
GCWR (lb)	5,900	5,900
Curb Weight (lb)	3,510	3,682
Maximum Payload <sup>†</sup> (lb)	1,885	1,713
Maximum Towing <sup>††</sup> (lb)	2,000	1,867
Roof Capacity (lb)	150	150

#### PROMASTER CITY OVERALL DIMENSIONS



\*Best-in-class and class-exclusive claims are based on the latest available competitive information. Class based on small commercial van segment. †When properly equipped. ‡The Advanced Front Air Bags in this vehicle are certified to the new federal regulations for advanced air bags. Infants in rear-facing child restraints should never ride in the front seat of a vehicle with a passenger front air bag. All occupants should always wear their lap and shoulder belts properly. ††Transferable. Includes towing to nearest dealer. See dealer for copy of limited warranty. ††Trailer Weight Rating and Tow Vehicle Trailing Weight are calculated as specified in SAE J2807. Driver and passenger weight = 300 lb. Trailer Equipment Weight = 50.7 lb for conventional hitch. ††Based on BIC Cargo Capacity, payload and fuel efficiency.