

2019 RAM

# COMMERCIAL

## SPECIFICATIONS



**RAM**  
COMMERCIAL



AMERICA'S  
MOST EFFICIENT  
WORK VAN<sup>1</sup>

2019 RAM 1500  
MOTORTREND  
TRUCK OF THE YEAR<sup>2</sup> 2019

AMERICA'S  
LONGEST-LASTING  
HEAVY-DUTY PICKUPS<sup>3</sup>

# MEET THE 2019 RAM WORKFORCE

Chassis Cab shown with aftermarket upfit.

## YOU NEED CAPABILITY—FOR BUSINESS, AGRICULTURAL AND EVEN SERIOUS RECREATIONAL NEEDS. THIS TOUGH WORKFORCE STANDS READY.

You've got a job, and this is what counts: long-term durability and quality. Occupant comfort. Smart connectivity. The 2019 Ram Commercial lineup achieves it with distinction, offering commercial-grade strength backed by impressive best-in-class features that deliver proven capability everywhere—from industrial loading docks to watercraft launch sites.

For 2019, you'll find innovative tech features—along with our constant focus on work-ready toughness. Available PTO for Chassis Cabs is better than ever—and so are the GCWR numbers. The option of eTorque technology for new Ram 1500 adds invaluable efficiency and muscle; so do the dozens of best-in-class and class-exclusive features of that pickup. New 2500/3500 Heavy Duty models deliver remarkable towing (and much more), while the ultra-adaptable Ram ProMaster® and Ram ProMaster City® models make custom upfits a breeze.

Strength, convenience, versatility: Ram Commercial has it all. For more, visit us at [RAMTRUCKS.COM/COMMERCIAL](http://RAMTRUCKS.COM/COMMERCIAL)

## RAM QUALITY: EXCEPTIONAL WARRANTIES.

The power that propels your Ram vehicle means you can get the job done with reliability. Ram Commercial delivers like no other.

All diesel powertrains feature a 5-Year/100,000-Mile Powertrain Limited Warranty.<sup>3</sup> Gas-driven powertrains offer a 5-Year/60,000-Mile Powertrain Limited Warranty.<sup>4</sup>

Quality is built in. Every vehicle in this portfolio backs you with our comprehensive 3-Year/36,000-Mile Basic Limited Warranty.<sup>5</sup>

INTRODUCTION	2 - 3
OVERVIEW	4 - 7
POWERTRAINS	8 - 11

### RAM 3500/4500/5500 CHASSIS CABS

WHEELS	12 - 13
BUYER'S GUIDE	14 - 21
TRAILER WEIGHTS AND PAYLOADS	21 - 23

### RAM 2500/3500 HEAVY DUTY

WHEELS	24 - 25
BUYER'S GUIDE	26 - 35
TRAILER WEIGHTS AND PAYLOADS	36 - 37

### RAM 1500

WHEELS	38 - 39
BUYER'S GUIDE	40 - 47
TRAILER WEIGHTS AND PAYLOADS	48 - 49

### RAM 1500 CLASSIC

WHEELS	50 - 51
BUYER'S GUIDE	52 - 55
TRAILER WEIGHTS AND PAYLOADS	56 - 57

### RAM PROMASTER® VANS/CUTAWAYS/CHASSIS CABS

DIMENSIONS AND WHEELS	58
BUYER'S GUIDE	59 - 61
TRAILER WEIGHTS AND PAYLOADS	61

### RAM PROMASTER CITY®

WHEELS	62
BUYER'S GUIDE	63 - 65
TRAILER WEIGHTS AND PAYLOADS	65

### RAM COMMERCIAL PORTFOLIO

CONFIGURATIONS	66 - 67
EXTERIOR PAINT COLORS	68 - 69
INTERIOR SEAT FABRICS	70

### SUPPORT FOR YOUR BUSINESS

UPFITS/BODY BUILDERS/RESOURCES	71
BUSINESSLINK/ON THE JOB/CHRYSLER CAPITAL	72

\*All disclosures can be found on the inside back cover.

## CHASSIS CABS

For 2019, Ram Chassis Cabs bring towing technology, torque, upfit strength and available Power Take-Off (PTO) capability to new levels. In addition to the Ram pickup-based models are the upfit-eager Ram ProMaster® Chassis Cab and Cutaway models.

On Ram Chassis Cabs, look for new, upgraded frames that employ 50,000-psi high-strength steel and select crossmembers rated up to 63,000 psi. To that, add new electronic architecture designed for upfit ease; a smart and versatile PTO design that invites either right- or left-side mounting; and a new 10.5-inch front axle featuring electronic disconnect for all 4x4 Chassis Cab models for optimum efficiency.



Properly secure all cargo. Always tow within the vehicle's capacity. Shown with aftermarket upfit.



Properly secure all cargo. Always tow within the vehicle's capacity.

## HEAVY DUTY PICKUPS

As America's Longest-Lasting Heavy-Duty Pickups,<sup>2</sup> Ram 2500/3500 back you with impressive capability and a raft of class-exclusive advantages that set these workers apart.

The standard 6.4L HEMI® V8 offers best-in-class gas horsepower (410 hp)<sup>12</sup> and best-in-class gas towing (17,580 lb/18,210 lb)<sup>12,13</sup> on Ram 2500/3500. The available Cummins® Turbo Diesel delivers best-in-class diesel towing (19,780 lb/35,100 lb)<sup>12,13</sup> for 2500/3500 models; best-in-class 1,000 lb-ft of diesel torque<sup>12</sup> and best-in-class 30,000-lb fifth-wheel towing<sup>14</sup> available for Ram 3500. Class-exclusive available Auto-Level Rear Air Suspension<sup>12</sup> for select models. In short, few pickups measure up to a Ram Heavy Duty.

### SELECT RAM CHASSIS CAB AND PROMASTER CHASSIS CAB HIGHLIGHTS

- Ram 3500 Chassis Cab: **BEST-IN-CLASS** 3500 Max Gas GCWR—**25,000 LB<sup>6,7</sup>**; **BEST-IN-CLASS** 3500 Max Diesel GCWR—up to **33,000 LB<sup>6,7</sup>**; **BEST-IN-CLASS** 3500 Max Gas Trailing—**18,950 LB<sup>7</sup>**; **BEST-IN-CLASS** 3500 Max Diesel Trailing—**25,890 LB<sup>7</sup>**
- Ram 4500 Chassis Cab: **BEST-IN-CLASS** 4500 Max Gas GCWR—**28,500 LB<sup>6,8</sup>**; **BEST-IN-CLASS** 4500 Max Diesel GCWR—up to **37,500 LB<sup>6,8</sup>**; **BEST-IN-CLASS** 4500 Max Gas Trailing—**21,540 LB<sup>8</sup>**; **BEST-IN-CLASS** 4500 Max Diesel Trailing—**29,770 LB<sup>8</sup>**
- Ram 5500 Chassis Cab: **BEST-IN-CLASS** 5500 Max Gas GCWR—**28,500 LB<sup>6,9</sup>**; **BEST-IN-CLASS** 5500 Max Diesel GCWR—up to **43,000 LB<sup>6,9</sup>**; **BEST-IN-CLASS** 5500 Max Gas Trailing—**21,490 LB<sup>9</sup>**; **BEST-IN-CLASS** 5500 Max Diesel Trailing—**35,220 LB<sup>9</sup>**
- Ram 3500 Chassis Cab welcomes front-loaded applications with a **BEST-IN-CLASS STANDARD GAS FRONT GAWR OF 5,500 LB<sup>6,7</sup>** FRONT GAWR WITH THE AVAILABLE CUMMINS® TURBO DIESEL IS AN UNSUPPRESSED **6,000 LB<sup>6,7</sup>**
- Towing technology for 2019 is exceptional. Ram 3500/4500/5500: **LARGEST AVAILABLE 12-INCH TOUCHSCREEN IN ITS CLASS<sup>10</sup>** AVAILABLE AND CLASS-EXCLUSIVE: **TRAILER REVERSE GUIDANCE<sup>10,11</sup>**; **270° SURROUND-VIEW CAMERA SYSTEM<sup>10,11</sup>**; **ADAPTIVE HEADLAMPS<sup>10</sup>** and **POWER CONVEX TRAILER-TOW MIRRORS<sup>10</sup>**
- Ram ProMaster Chassis Cabs: **TWO CAB-TO-AXLE LENGTHS. TWO WHEELBASES. THREE FRAME LENGTHS.** Add **LOW FRAME HEIGHTS**, and you've got the ideal platform for landscaping services and easy transport.

### SELECT RAM 2500/3500 HEAVY DUTY HIGHLIGHTS

- **EXCEPTIONAL CAPABILITY, MEASURED WHERE IT REALLY COUNTS—WORKING CAPABILITY.** Robust strength is the foundation for Ram Heavy Duty pickups—and new engineering gives you more confidence than ever. Think upgraded frames, 98.5 percent of which are comprised of high-strength steel. Think resilient **GCWRs: FOR RAM 2500—UP TO 27,000 LB<sup>8</sup>**; **FOR RAM 3500—UP TO 43,000 LB<sup>8</sup>**
- **NEW BRAKES JOIN LARGER AXLES. THESE PICKUPS ARE BORN TO TOW.** To manage the increased towing capability, we've upgraded the axles and brakes. **TOWING FOR A HEMI V8-POWERED RAM 3500 IS UP TO 18,210 LB<sup>15</sup>**; with the available **6.7L CUMMINS HIGH OUTPUT, IT'S UP TO 35,100 LB<sup>15</sup>**
- **PHENOMENAL TOWING AND TRAILERING—AS SEEN BY RAM HEAVY DUTY.** More towing control and monitoring than ever with available assets that include the **360° SURROUND-VIEW CAMERA SYSTEM WITH TRAILER REVERSE GUIDANCE<sup>11</sup>**—**AUXILIARY TRAILER CAMERA<sup>11</sup>**—and more.
- **LARGEST AVAILABLE TOUCHSCREEN IN ITS CLASS<sup>12</sup>** It measures a full 12 inches on the diagonal, lets you manage multiple vehicle assets, stay in the know with navigation ... and much more.

### THE AVAILABLE CUMMINS TURBO DIESEL

- **TWO POWER RATINGS** max out on Ram 3500 with the **CUMMINS HIGH OUTPUT CHURNING OUT 400 HP** and **BEST-IN-CLASS 1,000 LB-FT OF AVAILABLE DIESEL TORQUE<sup>12</sup>** mated to the AISIN® Heavy-Duty 6-speed automatic—and every Cummins features a **"SMART" DIESEL EXHAUST BRAKE.**

## LIGHT DUTY PICKUPS

From deep-country farms and ranches to urban industrial parks and manicured suburbs, two Ram 1500 pickups are ready to get the job done, and done right—and you can credit formidable engine power.

Standard engine for Ram 1500 Classic: the proven 3.6L Pentastar® V6; optional is the iconic 5.7L HEMI® V8 and 3.0L EcoDiesel V6.

Standard on Ram 1500 is the new 3.6L Pentastar V6, with eTorque technology adding 90 lb-ft of supplemental torque. There are two versions of the available 5.7L HEMI V8: conventional and eTorque. Both are rated at 395 hp/410 lb-ft; the eTorque version adds a supplemental 130 lb-ft of torque.

## CARGO VANS AND WAGONS

Our family of commercial-grade vehicles grew exponentially when we added the Ram ProMaster® models; it was further beefed up with the upfit-welcoming Ram ProMaster City® Cargo Van models.

All models stand out with distinction. Ram ProMaster Cargo Van offers three wheelbases, multiple floor lengths, two roof heights and numerous best-in-class features. Ram ProMaster City Tradesman® Cargo Van—right-sized for cities and suburbs—ranks as best-in-class in all the right areas: payload,<sup>16</sup> cargo capacity,<sup>16</sup> cargo width<sup>16</sup> and GVWR<sup>6,18</sup>; and every model rides on a class-exclusive bi-link rear suspension.<sup>19</sup>



### SELECT RAM 1500 AND 1500 CLASSIC HIGHLIGHTS

- **THE AVAILABLE RAMBOX® CARGO MANAGEMENT SYSTEM.** Available for select models, the system features two large, **ILLUMINATED, DRAINABLE AND LOCKABLE SIDE BINS** and rear cargo bed illumination.
- **THE TORQUEFLITE® 8-SPEED AUTOMATIC TRANSMISSION.** Ram 1500 pioneered the TorqueFlite 8-speed automatic with its **INNOVATIVE DASHBOARD-MOUNTED ROTARY SHIFTER** and invaluable thermal management system—and it's proven itself ever since. Standard on all models.
- **POWERFUL AND EFFICIENT 4x4 CAPABILITY.** With the Pentastar V6, HEMI V8 or EcoDiesel V6 (Ram 1500 Classic only) mated to the TorqueFlite 8-speed automatic and available 4x4 technology, count on **IMPRESSIVE AND EFFICIENT POWER FOR TOUGH JOBS—AND OFTEN, TOUGH TERRAINS.**
- **THE CLASS-EXCLUSIVE AVAILABLE ACTIVE-LEVEL™ FOUR-CORNER AIR SUSPENSION SYSTEM<sup>16</sup>** can replace the resilient and comfortable class-exclusive coil-link rear suspension.<sup>16</sup> Available only for Ram 1500, it's operator-controlled and/or automatic, with five distinctive modes.
- **INTERIORS THAT EMPLOY BRILLIANT ELECTRICAL ARCHITECTURE.** Every Ram 1500 model provides technology that dazzles and informs. The **AVAILABLE 7-INCH DRIVER INFORMATION DISPLAY** relays real-time info about engine and vehicle conditions, towing data—and much more.
- **A CONVENIENT DASHBOARD-MOUNTED SWITCHBANK** lets you control multiple systems, including the Electronic Stability Control (ESC)<sup>17</sup> system, the Tow/Haul Mode and the Active-Level Four-Corner Air Suspension System (available only for Ram 1500).

### SELECT RAM PROMASTER AND RAM PROMASTER CITY HIGHLIGHTS

- Ram ProMaster Cargo Van models lead the competition with all the right **BEST-IN-CLASS FEATURES.** Among them: **WIDTH BETWEEN WHEEL WELLS<sup>19</sup>**, **SMALLEST TURNING DIAMETER<sup>19</sup>** (on the short-wheelbase model) and the **LOWEST LOAD FLOOR HEIGHT<sup>19</sup>**. To that, add the **CLASS-EXCLUSIVE FRONT-WHEEL DRIVE<sup>19</sup>** that ensures smart handling—especially in adverse weather.
- Ram ProMaster Cargo Van offers a world-class and long-proven engine that stands out for the power you need: the standard **3.6L PENTASTAR® V6 MATED TO THE 6-SPEED AUTOMATIC CHURNS OUT BEST-IN-CLASS STANDARD V6 280 HORSEPOWER<sup>19</sup>** backed with 260 lb-ft of ready-to-work torque.
- **MORE CAPABILITY WHERE IT COUNTS:** Ram ProMaster 3500 Cargo Van delivers **IMPRESSIVE PAYLOAD CAPACITY—UP TO 4,430 LB<sup>15</sup>**. To that, add **BEST-IN-CLASS STANDARD CARGO HEIGHT—66.3 INCHES<sup>19</sup>** and **BEST-IN-CLASS MAXIMUM CARGO WIDTH<sup>19</sup>**.
- **THE RAM PROMASTER CITY** models come to work with a **CLASS-EXCLUSIVE 9-SPEED AUTOMATIC TRANSMISSION<sup>19</sup>**. Factor in the **2.4L TIGERSHARK® MULTIAIR®2 INLINE 4-CYLINDER**, and you're looking at **BEST-IN-CLASS HORSEPOWER AND TORQUE<sup>19</sup>**. Ample power translates into zero-to-30 mph in a mere 3.7 seconds<sup>20</sup>—making Ram ProMaster City perfect for rapid merging into city traffic.
- **THE 2019 RAM PROMASTER CITY CARGO VAN** offers all the right utility: **LOAD CAPACITY, INTERIOR SPACE AND OVERALL CAPABILITY ARE ALL OUTSTANDING.** Interior volume and rear door openings invite a standard pallet; finally, **CARGO VAN TOWING ACHIEVES AN UNSURPASSED 2,000 LB<sup>18</sup>**.

## RAM 3500/4500/5500 CHASSIS CAB



**360 HP / 800 LB-FT**  
6.7L CUMMINS® TURBO DIESEL

Significant advantages come with the available Cummins Turbo Diesel in a Ram Chassis Cab application. Among the top features: **800 lb-ft of torque and stellar available PTO capability.**

Recently revised and more responsive, the 360 hp / 800 lb-ft Cummins Turbo Diesel features a new compacted graphite iron cylinder block, new cylinder head with new exhaust valves and springs, and new rocker arms driven by a hollow camshaft. To that, add new forged connecting rods with new bearings that feature new, lighter and stronger pistons with a new low-friction ring.

Like all Cummins Turbo Diesels, the engine is fed by a new 2,000-bar fuel rail and is further supported by a new fuel pump, fuel filter and fuel line system. Weighing some 60 pounds lighter than the previous generation, it is mated to the one transmission ideally designed to capably handle this level of output: the AISIN® AS69RC 6-speed automatic, a component with **Chassis Cab-friendly available Power Take-Off (PTO) capability**, further described below. Available for 2019 Ram 3500/4500/5500 Chassis Cabs.

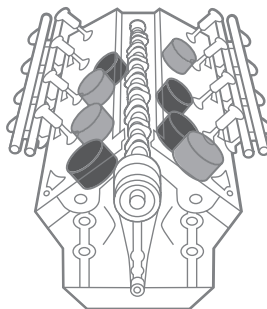


**410 HP / 429 LB-FT (8HP75 8-SPEED; 3500)**  
**370 HP / 429 LB-FT (AISIN 6-SPEED; 3500/4500/5500)**  
THE 6.4L HEMI® V8 WITH MULTI-DISPLACEMENT SYSTEM (MDS)/  
FUEL SAVER TECHNOLOGY

The standard engine for all Ram Chassis Cab models provides **outstanding gas-powered V8 performance with 87-octane unleaded gas.** Mate the 6.4L HEMI V8 with the available AISIN transmission, and you've got **stellar available PTO capability** that can efficiently use MDS in static mode. Configurations: 3500 models mate the 6.4L HEMI V8 with the new ZF 8HP75 8-speed automatic; the AISIN AS66RC is available when you need to increase capability. Ram 4500/5500 models mate it solely to the AISIN transmission.

### MDS/FUEL SAVER TECHNOLOGY

It's exactly what business needs: **a tough 8-cylinder for the job—but with the technology to seamlessly transform itself into an efficient 4-cylinder for the highway.** A critical advantage for Chassis Cab applications if you're using available PTO on a Ram Chassis Cab powered by the 6.4L HEMI V8/AISIN powertrain, the MDS can operate in stationary (static) mode. MDS is included with the 5.7L HEMI V8 on Ram 1500 and 1500 Classic, with the 6.4L HEMI V8 on 2500/3500, and on 3500 Chassis Cab with the 8HP75 automatic.



### THE TECHNOLOGY OF eTORQUE

The addition of eTorque for 2019 Ram 1500 models—now part of the standard 3.6L Pentastar® V6 and available with the optional 5.7L HEMI V8—is a mild hybrid system which replaces the traditional alternator with a generator that can double as a motor; it creates a powertrain based on a 48-volt electrical system. Main advantages: **faster stop-start, more refined regenerative braking and improved efficiency.** The system also **provides critical extra torque when it's needed most—during a launch and when the transmission is shifting.**

## RAM 2500/3500 PICKUP



**400 HP / 1,000 LB-FT (3500)**  
6.7L CUMMINS® HIGH OUTPUT TURBO DIESEL

The available High Output (HO) calibration is paired exclusively to the AISIN® 6-speed automatic. Updated and more responsive, this formidable engine has undergone **major updates for 2019. The results provide even greater torque ratings**—which translate into sheer capability. Think outstanding towing strength with impressive efficiency.

New features abound. Among them: a new compacted graphite iron cylinder block, which improves architectural strength while also improving the noise, vibration and harshness characteristics. A new cylinder head, with new exhaust valves and springs and new rocker arms driven by a hollow camshaft. New forged connecting rods with new bearings—along with new lighter/stronger pistons with a new low-friction ring. Improved variable geometry turbocharger. New fuel pump, fuel filter and fuel line system.

This updated Cummins is nearly 60 pounds lighter than the previous version while simultaneously improving power, torque, responsiveness and refinement—helping to create formidable towing capability. Available only on Ram 3500 pickups.



**370 HP / 850 LB-FT (2500/3500)**  
6.7L CUMMINS TURBO DIESEL

The exceptionally high torque output combines with additional features which make Cummins the diesel of choice, including the "smart" diesel exhaust brake and **superb unaided cold-start capability in temperatures as low as -20° F.** The 370 hp / 850 lb-ft calibration is partnered with the dependable 68RFE 6-speed automatic transmission. Availability is solely for Ram 2500/3500 Heavy Duty pickups.



**410 HP / 429 LB-FT (2500/3500)**  
THE 6.4L HEMI® V8 WITH MDS/FUEL SAVER TECHNOLOGY

This engineering combines the best: Variable Valve Timing (VVT), MDS/Fuel Saver Technology, interactive Deceleration Fuel Shut-Off (iDFSO) and Individual Cylinder Fuel Control. Put it all together, and this powerhouse delivers **bottom-line strength, proven efficiency and the confidence** to take on the toughest jobs. Standard on 2019 Ram Heavy Duty 2500/3500 pickups.

## RAM 1500 PICKUP



**395 HP / 410 LB-FT**  
(AND A SUPPLEMENTAL 130 LB-FT OF eTORQUE)  
THE 5.7L HEMI V8 WITH eTORQUE

eTorque is a mild hybrid system which replaces the alternator with a generator—which can double as a motor. A notable eTorque advantage specific to the HEMI V8 application: **it helps improve efficiency by enabling the MDS to operate for longer periods while in 4-cylinder mode.** The 5.7L HEMI V8 with eTorque is available only on Ram 1500 models.



**395 HP / 410 LB-FT**  
THE 5.7L HEMI V8 WITH MDS/FUEL SAVER TECHNOLOGY

**This legendary powerhouse focuses on getting the most from every drop of fuel.** We achieve it through multiple technologies: dual spark plug technology, VVT and the MDS that **transforms this tough V8 into an efficient 4-cylinder** under many driving conditions. Available for Ram 1500 pickups.



**305 HP / 269 LB-FT (AND A SUPPLEMENTAL 90 LB-FT OF eTORQUE)**  
THE 3.6L PENTASTAR V6, NOW WITH eTORQUE

Standard for new Ram 1500, this innovative iteration **boosts power with a supplemental 90 lb-ft of eTorque** when it's needed most: when launching and during transmission shifts.

## RAM 1500 CLASSIC PICKUP



**395 HP / 410 LB-FT**

THE 5.7L HEMI® V8 WITH MDS/FUEL SAVER TECHNOLOGY

This legendary powerhouse focuses on getting the most from every drop of fuel. We achieve it through multiple technologies: dual spark plug technology, Variable Valve Timing (VVT) and the Multi-Displacement System that transforms this tough V8 into an efficient 4-cylinder under many driving conditions. Available for Ram 1500 Classic pickups.



**240 HP / 420 LB-FT**

3.0L ECODIESEL V6

This award-winning component is part of an impressive arsenal of Ram diesel engines. The available 3.0L EcoDiesel V6 engine delivers superb torque numbers; performance for towing and hauling is remarkable. Breakthrough technology employed by the 3.0L EcoDiesel V6 includes a standard oil cooler; this engineering helps achieve time- and money-saving oil change intervals up to 10,000 miles. Available only on Ram 1500 Classic pickup models.



**305 HP / 269 LB-FT**

THE 3.6L PENTASTAR® V6

Standard, and mated to the proven TorqueFlite® 8-speed automatic, this engine melds V6 efficiencies with ultra-capable performance.

## RAM PROMASTER®



**280 HP / 260 LB-FT**

THE 3.6L PENTASTAR V6

The impressively versatile Pentastar V6 is standard on all Ram ProMaster models. Light and efficient, it features outstanding horsepower and torque and Electronic Throttle Control.

## RAM PROMASTER CITY®



**2.4L multiair 178 HP / 174 LB-FT**

THE 2.4L TIGERSHARK® MULTIAIR®2 I-4

Here, it's all about smart components to address combustion control and achieve maximum efficiency. The engineering features a 10:1 compression ratio, individual piston oil squirters, precious-metal spark plugs and a refined oil life monitoring system.

## THE DIESEL-DRIVEN TRANSMISSION FAMILY.

**THE AISIN® AS69RC 6-SPEED AUTOMATIC: RAM CHASSIS CABS.** The AISIN Heavy-Duty automatic was engineered to handle Cummins® torque—but the component greatly enhances available PTO capability, giving business and industry welcome levels of on-the-job versatility and capability. When paired with the 360 hp / 800 lb-ft Cummins, the AISIN enables Ram Chassis Cabs with either **left- or right-side PTO capability. To that, add engineering that supports easy installation and convenient upfitter access.** Left-side capability can handle hydraulic and high-output applications; there's even packaging space for aftermarket units. Further PTO advantages include 60 horsepower and 250 lb-ft of torque (both static and mobile), while split-shaft capability enables multiple PTO usages.

**THE AISIN AS69RC 6-SPEED HEAVY-DUTY AUTOMATIC: RAM 3500 PICKUP.** The engineering behind the world-class AISIN is all about teamwork with the Cummins High Output and the transmission's capability to handle the **remarkable best-in-class 1,000 lb-ft of available diesel torque<sup>2</sup> of that Cummins calibration.** AISIN AS69RC business-specific advantages include a shift control system with its seamless shifting algorithm, an industrial-grade case and wide overall gear ratios. The groundwork behind the engineering also delivers a **geartrain with three efficient clutches and two brakes; braking response rivals that of a manual.** Available only on Ram 3500 pickups with the available 6.7L Cummins High Output Turbo Diesel (400 hp / 1,000 lb-ft of max torque).

**THE 68RFE 6-SPEED AUTOMATIC: RAM 2500/3500.** This powertrain partner employs Electronic Range Select (ERS), transmission technology that ensures **phenomenal towing control.** Designed to handle the 850 lb-ft of torque generated by the Cummins, the 68RFE features a beyond-tough torque converter to manage that output. Available with the 6.7L Cummins on Ram 2500/3500 pickups.

**THE ZF 8HP70 8-SPEED AUTOMATIC: RAM 1500 CLASSIC.** The available 3.0L EcoDiesel V6 in Ram 1500 Classic gives you a unique powertrain partner: the innovative and pioneering TorqueFlite® 8-speed automatic, which ensures **an outstanding combination of power and efficiency.**

**ALL DIESEL POWERTRAINS ARE BACKED WITH OUR  
5-YEAR/100,000-MILE LIMITED WARRANTY<sup>3</sup>**

**5 YEAR / 100,000 MILE  
POWERTRAIN LIMITED WARRANTY<sup>3</sup>**

## THE GAS-DRIVEN TRANSMISSION PORTFOLIO.

**THE AISIN AS66RC HEAVY-DUTY 6-SPEED AUTOMATIC: RAM CHASSIS CABS.** Developed with our colleagues at AISIN, this component was specifically sized, packaged and calibrated to accommodate the output and relating axle ratios of the 6.4L HEMI® V8 engine powering a Ram Chassis Cab. The AS66RC proves its mettle in many ways: by **prodigious available PTO capability—which includes available dual-sided configurability** (with the left side capable of hydraulic or higher-output functions); with its impressive PTO output of 60 hp and 250 lb-ft of torque; and by its super-efficient operation when paired with the 6.4L HEMI V8: it can **operate static PTO functions while employing the engine's MDS system—i.e., only four of the eight cylinders.** Standard on 4500/5500 Chassis Cab; available for 3500 Chassis Cab models.

**THE 8HP75 TORQUEFLITE 8-SPEED AUTOMATIC: RAM 1500, 2500/3500, 3500 CHASSIS CAB.** This new transmission is equipped to handle the higher torque capacity of HEMI V8 power. The smooth-shifting 8HP75 also features the convenient Rotary Shifter and advanced shift mapping for ideal performance. For Heavy Duty and Chassis Cab applications, upgrades include additional torque-converter brazing, two gearsets with additional pinion gears and a heavy-duty Park system—all to manage greater towing and payload capacities while maintaining shift quality regardless of load or conditions. Included with the 5.7L HEMI V8s on Ram 1500 and the 6.4L HEMI V8 on Ram 2500/3500 and 3500 Chassis Cab.

**THE 850RE TORQUEFLITE 8-SPEED AUTOMATIC: RAM 1500.** Fully electronic and also employing the innovative Rotary Shifter, the 850RE 8-speed features on-the-fly shift map changing, with more than 40 individual shift maps to optimize shift quality, performance and drivability. A new hydraulic impulse oil storage element provides support for the stop/start system of the 3.6L Pentastar® V6—with an oil reserve rapidly supplying transmission shift elements needed for takeoff. Standard on Ram 1500 with the 3.6L Pentastar V6 with eTorque.

**THE 845RE TORQUEFLITE 8-SPEED AUTOMATIC: RAM 1500 CLASSIC.** Compact, durable and efficient: the 845RE 8-speed features **adaptive shifting, filled-for-life fluid, a sophisticated thermal management system** and the intuitive dashboard-mounted Rotary Shifter. Standard only on Ram 1500 Classic with the 3.6L Pentastar V6.

**THE 8HP70 TORQUEFLITE 8-SPEED AUTOMATIC: RAM 1500 CLASSIC.** This larger, more robust version of the 845RE 8-speed offers all of the features described above, but with the resilience that can handle HEMI V8 power while still achieving **impressive efficiency.** It's the powertrain partner for Ram 1500 Classic models powered by the available 5.7L HEMI V8.

**THE 62TE 6-SPEED AUTOMATIC: RAM PROMASTER®** Mated to the 3.6L Pentastar V6 and refined for commercial demands, this long-proven component ensures effortless and economical shifting. **Engine speeds change less with each shift, contributing to efficiency.** Standard on all Ram ProMaster models.

**THE 948TE 9-SPEED AUTOMATIC: RAM PROMASTER CITY®** Think ideal engineering to propel these efficient models. The wide 9.79 ratio spread and 4.7:1 first-gear launch ratio ensure quick takeoffs, while on the opposite end, **the ultra-smooth 7th - 9th gear transitions help enhance efficiency.** Standard on 2019 Ram ProMaster City models.

**ALL GAS POWERTRAINS IN THE PORTFOLIO ARE COVERED  
BY OUR 5-YEAR/60,000-MILE LIMITED WARRANTY<sup>4</sup>**

**5 YEAR / 60,000 MILE  
POWERTRAIN LIMITED WARRANTY<sup>4</sup>**

# RAM 3500/4500/5500 CHASSIS CAB



Shown with aftermarket upfits.

## RAM 3500



**17-inch Painted Steel**  
Standard on Tradesman® DRW  
(WFU)



**17-inch Chrome-Clad Steel**  
Standard on SLT  
Included with Chrome Appearance  
Group on Tradesman DRW  
(WD4)



**17-inch Polished Aluminum**  
Standard on Laramie® and Limited  
Optional on SLT DRW  
(WF7)



**19.5-inch DRW Painted Steel Wheel**  
Standard on Tradesman® and SLT  
(WP3)



**19.5-inch DRW Polished  
Aluminum Wheel**  
Standard on Laramie® and Limited  
Optional on Tradesman and SLT  
(WP4)



**18-inch Painted Steel**  
Standard on Tradesman SRW  
(WBN)



**18-inch Chrome-Clad Steel**  
Standard on SLT  
Included with Chrome Appearance  
Group on Tradesman SRW  
(WBH)



**18-inch Polished Aluminum**  
Standard on Laramie and Limited  
Optional on Tradesman and SLT SRW  
(WBL)

## RAM 4500/5500

**2019 RAM 3500/4500/5500 CHASSIS CAB**

	SALES CODES	TRADESMAN® REG./CREW	S/T	REG./CREW	LARAMEE® CREW	LIMITED CREW
CPOS PACKAGE		2TA	2TG	2TH	2TM	
<b>ENGINES / TRANSMISSIONS</b>						
6.4L HEMI® V8 / 8HP75 8-speed Automatic (3500 only)	ESB/DFX	-	-	-	-	
6.4L HEMI V8 / AISIN® 6-speed Automatic AS66RC (optional for 3500; standard for 4500/5500)	ESB/DF3	0/-	0/-	0/-	0/-	
6.7L Cummins® Turbo Diesel I-6 / AISIN Heavy-Duty 6-speed Automatic AS69RC	ETW/DF2	0	0	0	0	
BODY MODEL, 3500 (DD/DF) – Regular Cab - 6-inch CA (143.5-inch wheelbase)	L63	0	0	-	-	
– Regular Cab - 84-inch CA (167.5-inch wheelbase; DD only)	L64	0	0	-	-	
– Crew Cab - 6-inch CA (172.4-inch wheelbase)	L93	0	0	0	0	
DRIVE SYSTEM – 4x2	DD/DF 3	-	-	-	-	
– 4x4	DD/DF 8	0	0	0	0	
4500/5500 (DP) – Regular Cab - 6-inch CA (144.5-inch wheelbase)	L63	0	0	-	-	
– Regular Cab - 84-inch CA (168.5-inch wheelbase)	L64	0	0	-	-	
– Regular Cab - 108-inch CA (192.5-inch wheelbase)	L65	0	0	-	-	
– Regular Cab - 12-inch CA (204.5-inch wheelbase)	L66	0	0	-	-	
– Crew Cab - 6-inch CA (173.5-inch wheelbase)	L93	0	0	0	0	
– Crew Cab - 84-inch CA (197.4-inch wheelbase)	L94	0	0	0	0	
DRIVE SYSTEM – 4x2	DP 4/5	-	-	-	-	
– 4x4	DP 9/0	0	0	0	0	
<b>MECHANICAL FEATURES</b>						
ALTERNATORS – 180-amp	BAD	-	-	-	-	
– 220-amp (included on 3500/4500/5500 models with Heavy-Duty Snow Plow Prep Group; included with Electrical Accessory and Ambulance Prep Groups)	BAJ	0/P	0/P	0/P	0/P	
– 380-amp (dual 160-amp and 220-amp; requires 6.4L HEMI V8)	XF5	0	0	0	0	
– 440-amp (dual 220-amp; requires 6.7L Cummins Turbo Diesel; included with Special Emissions AH6)	XF7	0/P	0/P	0/P	0/P	
AXLES: 3500 – Single Rear Wheel Group (standard on 3L63, 8L63, 3L93 and 8L93)	AR9	-	-	-	-	
– DRW (standard on 3L64 and 8L64)	WLA	-	-	-	-	
– DRW (optional on DD 3L63, 8L63, 3L93 and 8L93; optional package includes front, 205-mm (DRW axle) and Rear, 11.5-inch (DRW axle))	WLA	0	0	0	0	
– Front, 6,000-lb GAWR® (SRW axle) 3L63, 8L63, 3L93 and 8L93	DJN	-	-	-	-	
– Rear, 11.5-inch (SRW axle) 3L63, 8L63, 3L93 and 8L93	DRQ	-	-	-	-	
– Front, 205-mm (DRW axle; standard on 3L64 and 8L64; included with optional DRW on 3L63, 8L63, 3L93 and 8L93)	DJM	-/0	-/0	-/0	-/0	
– Rear, 11.5-inch (DRW axle; standard on 3L64 and 8L64; included with optional DRW on 3L63, 8L63, 3L93 and 8L93)	DRX	-/0	-/0	-/0	-/0	
– Rear, 12-inch (DRW axle; included with Max Tow Package on 3500)	DRC	P	P	P	P	
AXLE RATIOS: 3500 – 3.73 ratio (included with diesel models only)	DME	P	P	P	P	
– 4.10 ratio (standard with gas)	DMF	-	-	-	-	
– Add 4.10 axle (included with Max Tow Package; optional with diesel)	DM8	P/0	P/0	P/0	P/0	
– Front axle disconnect, electronic disconnect (4x4 only)	-	-	-	-	-	
– Rear, antispin differential	DSA	-	-	-	-	
AXLES: 4500 AND 5500 – DRW	WLA	-	-	-	-	
– Front, 10.5-inch	DJK	-	-	-	-	
– Front, 10.5-inch, 7,250-lb GAWR® (includes taller springs)	AZB	0	0	0	0	
– Front axle disconnect, electronic disconnect (4x4 only)	-	-	-	-	-	
– Rear, antispin differential	DSA	-	-	-	-	
AXLE RATIOS: 4500 – Rear, 4.10 ratio (included with diesel)	DMF	-	-	-	-	
– 4.44 ratio	DMK	-	-	-	-	
– Add 4.44 axle ratio (included with Max Tow Package)	D44	P	P	P	P	
– 4.89 ratio (optional with 6.4L HEMI V8 gas)	DPL	0	0	0	0	
– Rear by American Axle (12,000-lb GAWR®)	DR8	-	-	-	-	
AXLE RATIOS: 5500 – 4.44 ratio	DMK	-	-	-	-	
– 4.89 ratio (included with Max Tow Package or Payload Upgrade Package)	DPL	P	P	P	P	
– Rear, American Axle (13,500-lb GAWR®)	DR8	-	-	-	-	

**2019 RAM 3500/4500/5500 CHASSIS CAB**

	SALES CODES	TRADESMAN® REG./CREW	S/T	REG./CREW	LARAMEE® CREW	LIMITED CREW
CPOS PACKAGE		2TA	2TG	2TH	2TM	
<b>MECHANICAL FEATURES (continued)</b>						
BATTERY – 730-amp maintenance-free (gas engine)	BCN	-	-	-	-	
– Dual 730-amp maintenance-free batteries (diesel engine)	BCC	-	-	-	-	
BLOCK HEATER – Engine block heater available with gas (included with Cold Weather Group with diesel)	NHK	0/P	0/P	0/P	0/P	
DIESEL ENGINE – Diesel exhaust brake "smart" (included with 6.7L Cummins® Turbo Diesel)	NEN	P	P	P	P	
– Manual DPF regeneration (optional with 6.7L; included with Special Emissions AH6)	XNR	0/P	0/P	0/P	0/P	
– B20 biodiesel compatibility (included with all diesel engines; includes 12,000-mile oil change intervals)	XXJ	P	P	P	P	
– Clean idle emission label (4500/5500 models only)	XKH	P	P	P	P	
– Current generation engine controller	NZC	P	P	P	P	
– Selective catalytic reduction (Urea)	XAL	P	P	P	P	
– Ram Active Air™	JFE	P	P	P	P	
– Winter front grille cover (included with Cold Weather Group)	XDG	P	P	P	P	
EMISSIONS – 50-state	NAS	-	-	-	-	
ENGINE COOLING – Heavy-duty	NMC	-	-	-	-	
ENGINE SPEED (maximum speed options) – 65-mph	JJ4	0	0	0	0	
– 70-mph	JJ5	0	0	0	0	
– 77-mph	JJ9	0	0	0	0	
FUEL TANK – 52-gallon, rear	NFH	-	-	-	-	
– 74-dual gallon: 52- and 22-gallon tanks (not available with gas on 63/93 models)	NLL	0	0	0	0	
– 22-gallon mid-ship (optional 3500 DD and 4500/5500 DP; standard on 3500 DF)	NFA	0/-	0/-	0/-	0/-	
POWER TAKE-OFF (PTO) – Stationary elevated engine idle up (not available with LBN or LBV)	BNF	-	-	-	-	
– Right-side PTO with AISIN® 6-speed (requires vinyl flooring)	LBN	0	0	0	0	
– Left-side PTO with AISIN 6-speed (not available with LBN)	LBV	0	0	0	0	
– Split-shaft PTO (included with PTO if diesel)	LBX	P	P	P	P	
– Hard-wired remote start/stop (included with PTO)	XBV	P	P	P	P	
SHOCK ABSORBERS – Front, heavy-duty	SFB	-	-	-	-	
– Rear, heavy-duty	SGB	-	-	-	-	
SKID PLATE – Transfer case (included with Heavy-Duty Snow Plow Prep Group; 4x4 only)	XEF	0/P	0/P	0/P	0/P	
STEERING – Power, recirculating ball	SBE	-	-	-	-	
SUSPENSION – Front stabilizer bar	SHA	-	-	-	-	
– Heavy-duty front suspension; 4500/5500 only; includes taller front springs, increases max gas front GAWR® to 7,000 lb and max diesel front GAWR® to 7,250 lb (stand-alone option and packaged in 4500/5500 Heavy-Duty Snow Plow Prep Group)	AZB	0/P	0/P	0/P	0/P	
TOW HOOKS – BLACK	XEA	-	-	-	-	
– Chrome	XHQ	-	-	0	-	
TRAILER TOW – Seven wires (seven blunt cut wires, shrink wrapped and labeled)	XFK	-	-	-	-	
– Trailer Brake Control (stand-alone option for 3500; included with Electrical Accessory or Safety Groups)	XHC	0/P	0/P	-	-	
TRANSFER CASE – Manual shift, part-time, 4x4 only	DK1	-	-	-	-	
– Electric shift, part-time, 4x4 only	DK3	0	0	-	-	
TRANSMISSION – Electronic range select	DH4	-	-	-	-	
VOLTAGE MONITORING – Auto idle up (included with Electrical Accessory, Rollback Carrier and Ambulance Prep Groups)	XF6	0/P	0/P	0/P	0/P	
<b>EXTERIOR FEATURES</b>						
ANTENNA – Shark fin (AM/FM; passenger side of roof)	RD3	-	-	-	-	
– Puck (driver-side roof; satellite radio)	RD3	P	-	-	-	
BUMPERS – Bumper Module II	X75	-	-	-	-	
– Front, Black	MB1	-	-	-	-	
– Front, Chrome (included with Chrome Appearance Group)	MCT	P	-	-	-	
– Front, painted	MBA	-	-	-	0	
CAB STEPS – Tubular side steps (Chrome; Regular Cab and Crew Cab)	MRT	0	0	0	0	
– Tubular side steps (Black; Regular Cab and Crew Cab)	MRU	0	0	0	0	
DOOR HANDLES – Black (included with low-volume paints)	MNA	-	-	-	-	
– Chrome	MNE	-	-	-	-	

- = Standard. 0 = Optional. P = Part of Package. - = Not available.



## 2019 RAM 3500/4500/5500 CHASSIS CAB

CPOS PACKAGE	SALES CODES	TRADESMAN®	SLT	LARAMIE®	LIMITED
		REG/CREW	REG/CREW	CREW	CREW
		2TA	2TG	2TH	2TM
<b>EXTERIOR FEATURES (continued)</b>					
ENGINE SHUT-OFF TIMER – 6.4L gas and 6.7L diesel; five minutes (dealer programmable from one to 60 minutes)	XCL	0	0	0	0
FOG LAMPS – Incandescent	LNJ	0	0	–	–
– LED (included with Premium Lighting Group)	LNV	–	P	•	•
GRILLE – Upper header/lower appliqué - Painted Matte Black	MM5	•	–	–	–
– Upper header/lower appliqué - Chrome (included with Chrome Appearance Group)	MNQ	P	•	•	•
– Tradesman - Painted Matte Black nostrils	MFF	•	–	–	–
– Tradesman - Chrome nostrils (included with Chrome Appearance Group)	MAF	P	–	–	–
– SLT - Chrome nostrils/Gloss Black billets	MFH	–	•	–	–
– Laramie - Chrome nostrils/Chrome billets	MF1	–	–	•	–
– Limited	MFJ	–	–	–	•
– Active grille shutters	MDX	•	•	•	•
– Grille module	X79	•	•	•	•
HEADLAMPS – Auto-on	LMG	•	•	•	•
– Headlamp off - Time Delay	LHD	•	•	•	•
– Quad-halogen	LME	•	•	–	–
– LED reflector (included with Premium Lighting Group)	LPX	–	P	•	–
– Hi-level signature LED projector	LM6	–	–	–	•
– Chrome headlamp bezels	MFP	•	•	•	•
– Daytime running lamps (customer on/off programmability availability in radios)	LM1	•	•	•	•
LIGHTING – Cab, roof-mounted LED clearance lamps	LNC	•	•	•	•
LIGHTING, CHMSL – Delete CHMSL/cargo lamp plate (DD/DP only)	LP8	•	•	•	•
– CHMSL (incandescent) and cargo lamps (standard on 3500 DF; not available with 3500 DD or 4500/5500 with CHMSL Camera or Surround-View Camera System <sup>13</sup> )	LPE	0/-	0/-	0/-	0/-
MIRRORS (EXTERIOR) – Black/manual (Regular Cab only)	GPD	S	–	–	–
– Black/power/heated/signal/puddle/running lights (included with L1 Group on Regular Cab Tradesman; standard on Crew Cab Tradesman)	GP6	P/-	•	–	–
– Black/power/heated/signal/puddle/running lights/trailer spotter (packaged on Tradesman and SLT with auxiliary reverse lamps)	GU3	P	P	–	–
– Chrome/power/heated/signal/puddle/running light/power convex/trailer spotter	GYF	–	–	•	•
MOLDINGS – Limited Chrome body-side molding	MHE	–	–	–	•
– Chrome belt moldings	MME	–	–	–	•
START ENGINE FEATURES – Tip start	XBN	•	•	•	•
– Remote Start System <sup>24</sup>	XBM	–	0	•	•
TIRES, 3500 – LT275/70R18E BSW All-Season (standard with SRW)	TCM	•	•	•	•
– LT235/80R17E BSW All-Season (standard on 3L64 and 8L64; optional on 3L63, 8L63, 3L93 and 8L93)	TV2	•	•	•	•
– LT235/80R17E OWL On-/Off-Road (optional 8L63, 8L64 and 8L93 with DRW)	TV3	0	0	0	0
TIRES, 4500/5500 – 225/70R19.5G BSW All-Position (4x2 models only)	TUV	•	•	•	•
– 225/70R19.5G BSW All-Position front, rear traction (standard on 4x4; available for 4x2 models)	TUY	-/0	-/0	-/0	-/0
– 225/70R19.5G BSW All-Traction (4x4 models only)	TUZ	0	0	0	0
TAILLAMPS – LED (not available with 3500 SRW)	LAY	0	0	0	0
WHEEL FLARES – Black (4500/5500 only)	MMZ	•	•	–	–
– Body-color (3500; optional on Tradesman and SLT; 4500/5500; optional on SLT)	MML	0	0	•	•
WIPERS – Windshield, variable/intermittent	JHA	•	•	•	•
WHEEL WELL LINERS – Front	MHR	•	•	•	•
WHEELS, 3500 SRW – 18 x 8-inch styled steel, painted Argent	WBN	•	–	–	–
– 18 x 8-inch chrome-clad steel (included with Chrome Appearance Group)	WBH	P	•	–	–
– 18 x 8-inch polished aluminum	WBL	0	0	•	•
WHEELS, 3500 DRW – 17 x 6-inch argent painted steel	WFU	•	–	–	–
– 17 x 6-inch chrome-clad (included with Chrome Appearance Group)	WD4	P	•	–	–
– 17 x 6-inch aluminum	WF7	–	0	•	•

## 2019 RAM 3500/4500/5500 CHASSIS CAB

CPOS PACKAGE	SALES CODES	TRADESMAN®	SLT	LARAMIE®	LIMITED
		REG/CREW	REG/CREW	CREW	CREW
		2TA	2TG	2TH	2TM
<b>EXTERIOR FEATURES (continued)</b>					
WHEELS, 4500/5500 DRW – 19.5 x 6-inch steel	WP3	•	•	–	–
– 19.5 x 6-inch polished aluminum	WP4	0	0	•	•
SPARE, FULL-SIZE	TBB	0	0	0	0
<b>INTERIOR FEATURES</b>					
AIR CONDITIONING – Single-zone manual temperature control	HAA	•	•	–	–
– Dual-Zone Automatic Temperature Control (Crew Cab only; included with 8.4-inch radios)	HAF	–	P	•	•
AUXILIARY SWITCHES – Six push-button switches (sixth switch becomes a Power Take-Off on/off switch when PTO is ordered)	LHL	•	•	•	•
CONSOLES – FLOOR – With storage tray; included with bench seats *TX, *V9, *M9 and *VL. Crew Cab models require manual transfer case and carpet	CUY	P	P	P	–
– Lower center instrument panel bin storage (replaces the instrument panel storage drawer on SLT models with the manual-shift transfer case)	–	•	P	–	–
– Center stack storage drawer (included with 40/20/40 seats *TX, *V9, *M9, *VL and *AP; requires electronic shift transfer case for 4x4 models)	CW8	–	P	P	–
– Full-length, upgraded floor console (included with bucket seats *MJ and *GJ)	CUP	–	P	P	–
– Full-length - Premium console	CVT	–	–	–	•
CONSOLE – OVERHEAD - Incandescent lighting (included with L1 Group; standard on Crew Cab Tradesman)	CUN	P/-	•	–	–
– Premium, includes LED overhead lamps	CUS	–	–	•	•
DOOR LOCKS – Manual (Regular Cab only)	JEB	•	–	–	–
– Speed-sensitive (included with L1 Group; standard on Crew Cab Tradesman)	JPH	P/-	•	•	–
– Remote keyless entry (included with L1 Group)	GXM	P	•	•	–
– Remote proximity, passive keyless entry	GXD	–	–	•	•
FLOOR COVERING – Heavy-duty vinyl	CKJ	•	–	–	–
– Heavy-duty vinyl option	CKW	–	0	0	0
– Carpet	CKE	0	•	•	•
FLOOR MATS – Front, carpeted (Regular Cab; included with carpet)	CLA	P	•	–	–
– Front and rear, carpeted (Crew Cab; included with carpet)	CLE	P	•	•	–
– Front and rear, carpeted with Limited badging	CLL	–	–	–	•
– Front, rubber (Regular Cab; optional with carpet and vinyl)	CLY	0	0	–	–
– Front and rear, rubber (Crew Cab; optional with carpet and vinyl)	CLF	0	0	0	0
HEAT (SUPPLEMENTAL) – Rapid cabin supplemental heater (included with diesel)	HOB	P	P	P	P
INSTRUMENT CLUSTER DISPLAYS – Cluster 3.5-inch Driver Information Display	JAE	•	•	–	–
– Cluster 3.5-inch Color Driver Information Display (included with Heated Seats and Wheel or Premium Lighting Groups)	JAK	–	P	–	–
– Cluster 7-inch Color Driver Information Display (included with Safety or Luxury Groups)	JAL	P	P	•	•
KEY – Extra base metal key option (Regular Cab only; adds two keys for a total of four; each key includes a fob; not available with L1, GXM or JPH)	GXJ	0	–	–	–
– Remote keyless entry (included with L1 Group)	GXM	P	•	•	•
– Keyless Push Button Start	GX4	•	•	•	•
– Sentry Key® Theft Deterrent System	GXX	•	•	•	•
MEMORY – Driver-seat only, exterior mirrors, power-adjustable pedals, radio presets (included with P1 Group)	LEV	–	–	P	•
MIRRORS (inside; DD and DP only) – Day/night manual	GNA	•	•	–	–
– Auto-dimming rearview with camera display (included with ParkView® Rear Back-Up Camera <sup>11</sup> if equipped with 3.0 radio; Safety Group on Tradesman model requires either GN4 or GNK)	GN4	P	–	–	–
– Auto-dimming (included on Tradesman with Safety Group; Safety Group on Tradesman requires either GN4 or GNK; included on SLT model with Dual-Zone Automatic Temperature Control)	GNK	P	P	•	•
MIRRORS (inside; DF only) – Day/night manual (included with 5-inch touchscreen radio on Tradesman)	GNA	P	•	–	–
– Auto-dimming with camera display (Safety Group on Tradesman requires either GN4 or GNK)	GN4	•	–	–	–
– Auto-dimming (included with Dual-Zone Automatic Temperature Control on SLT; Safety Group on Tradesman requires either GN4 or GNK)	GNK	P	P	•	•
PEDALS – Power-adjustable (3500/4500/5500; included with ADA with SLT)	XAP	–	P	•	–
– Power-adjustable with memory (3500/4500/5500; included with P1 Group on Laramie)	XAM	–	–	P	•

• = Standard. 0 = Optional. P = Part of Package. – = Not available.

## 2019 RAM 3500/4500/5500 CHASSIS CAB

	SALES CODES	TRADESMAN® REG./CREW	SLT REG./CREW	LARAMIE® CREW	LIMITED CREW
CPOS PACKAGE		2TA	2TG	2TH	2TM
<b>INTERIOR FEATURES (continued)</b>					
SEATS – Heavy-duty vinyl 40/20/40-split bench front with manual adjust, rear full-length fold-up bench (Crew Cab only)	*TX	•	0	–	–
– Cloth 40/20/40-split bench front with manual adjust, rear full-length fold-up bench (Crew Cab only)	*V9	0	•	–	–
– Premium cloth 40/20/40-split bench front with power adjust for driver, rear 60/40 split-folding bench with center fold-down armrest and fold-flat load floor (Crew Cab only)	*M9	–	0	–	–
– Premium cloth bucket seats with power adjust for driver and full-length center console, rear 60/40 split-folding bench with center fold-down armrest and fold-flat load floor (Crew Cab only)	*MJ	–	0	–	–
– Leather-trimmed, heated 40/20/40-split bench with power adjust for driver and passenger (Regular Cab only)	*AP	–	0	–	–
– Leather-trimmed, heated 40/20/40-split bench front with power adjust for driver and passenger, rear 60/40 split-folding bench with center fold-down armrest and fold-flat load floor	*VL	–	–	•	–
– Leather-trimmed, heated front bucket with full-length center console, power adjust for driver and passenger, 60/40 split-folding rear bench with center fold-down armrest and fold-flat load floor	*GJ	–	–	0	–
– Premium leather, heated and ventilated front buckets with full-length premium center console, power adjust for driver and passenger, 60/40 split-folding heated rear bench with center fold-down armrest and fold-flat load floor	*UL	–	–	–	•
SEAT DELETE OPTIONS – Delete Front Center Seat (available with *TX, *V9 and *M9)	CJT	0	0	–	–
– Delete Rear Seat (Crew Cab; available with *TX, *V9, *M9 and *MJ)	CFB	0	0	–	–
SEAT BELTS – Front shoulder height-adjustable	CGD	•	•	•	•
– Red (Regular Cab and Crew Cab)	CGQ	0	0	0	–
STEERING – Cruise control	NHM	•	•	•	•
– Tilt column	SUA	•	•	•	•
– Four-spoke, urethane	SCF	•	•	–	–
– Leather-wrapped with remote audio control buttons (included with Safety Group; included with Luxury or Heated Seats and Wheel Groups on SLT; included with *AP)	SCV	P	P	•	–
– Leather-wrapped and heated steering wheel with real wood and audio controls	SCW	–	–	–	•
– Audio controls (included with leather-wrapped steering wheel)	RDZ	P	P	P	P
– Heated steering wheel (included with Heated Seats and Wheel Group or leather seating)	NHS	–	P	•	•
STORAGE – Front, behind-seat (Regular Cab only)	CU3	•	•	–	–
– Front, center-seat cushion (included with *VL, *M9 and *AP)	CVH	P	P	P	–
– Rear underseat storage (standard with Crew Cab only)	CUE	•	•	•	•
– Fold-flat load floor (included with *M9 and *MJ with Crew Cab)	CVN	–	P	•	•
TURN SIGNALS – One-touch/3-blink lane-change feature	–	•	•	•	•
TELEMATICS – Ram Telematics™ System by Telogis	RFQ	0	0	0	0
UPFITTER INTERFACE – Vehicle System Interface Module (VSIM)	XXS	•	•	•	•
UNIVERSAL GARAGE DOOR OPENER (UGDO) (included with Luxury Group)	XGD	–	P	•	•
VISORS – Passenger-side vinyl with mirror	GMM	•	–	–	–
– Passenger-side cloth with lighted mirror	GNG	–	•	–	–
– Passenger/driver cloth incandescent illuminated mirrors, UGDO (included with Luxury Group)	GNC	–	P	•	•
WINDOWS – Manual (Regular Cab only)	JFB	•	–	–	–
– Power, front with driver one-touch down (Regular Cab only; included with L1 Group)	JPY	P	•	–	–
– Power, front and rear with driver one-touch down and up (Crew Cab models only)	JP3	•	•	•	•
– Rear backlight, fixed	GJD	•	•	–	–
– Rear backlight, sliding	GFD	0	0	–	–
– Rear backlight, power-sliding (Crew Cab models only; included with Luxury Group; requires L1 Group for Tradesman)	GFE	0	P	•	•
– Rear defrost (not available with manual-sliding window GFD)	GFA	0	0	•	•
<b>UCONNECT® MULTIMEDIA</b>					
UCONNECT VOICE COMMAND – With Bluetooth®	XRB	•	•	•	•
COMPASS – Compass display in the radio (Tradesman availability only with optional 5-inch radio)	JFJ	P	•	•	•
– GPS antenna input on radio (included with 5-inch, 8.4-inch and 12-inch radios)	JLP	P	P	P	P
CONNECTIVITY – Front: Media Hub - Includes two fully functional Type-A/C USB port pairs and one auxiliary jack (four USB connection points)	RSF	•	•	•	•
– Middle: 2.5-amp charge-only single USB port (located in center console or armrest)	RS3	•	•	•	•
– Rear: dual remote USB port with two Type-A/C pairs; one pair is fully functional, one pair is charging-only (included with Luxury Group)	RS4	–	P	•	•

## 2019 RAM 3500/4500/5500 CHASSIS CAB

	SALES CODES	TRADESMAN® REG./CREW	SLT REG./CREW	LARAMIE® CREW	LIMITED CREW
CPOS PACKAGE		2TA	2TG	2TH	2TM
<b>UCONNECT® MULTIMEDIA (continued)</b>					
– Auxiliary headphone jack for mobile devices	RSU	•	•	•	•
– Wireless charging pad (includes CD player; included with P2 Group)	RFX	–	–	P	•
CD PLAYER – Single-disc remote (included with P1 Group or wireless charging pad)	RH1	0	0	0/P	•
POWER – Accessory delay	JKY	•	•	•	•
– Auxiliary outlets (one battery and one ignition-fed)	JJJ	•	•	•	•
– 115-volt auxiliary power outlet, instrument panel-mounted (requires L1 Group; included with Luxury Group)	JKV	0	P	•	•
– 115-volt auxiliary power outlet, rear-facing (located on rear center seat cushion; Crew Cab only; included with Luxury Group)	JJN	–	P	•	•
– 400-watt inverter (included with JKV and JJN)	XHR	P	P	P	P
RADIOS – Uconnect 3.0 with Bluetooth®	UAL	0	–	–	–
– Uconnect 3 with 5-inch touchscreen display, Bluetooth and SiriusXM® Radio <sup>21</sup>	UAA	0	•	–	–
– Uconnect 4 with 8.4-inch touchscreen display, Bluetooth and SiriusXM Radio <sup>21</sup>	UAM	–	0	•	–
– Uconnect 4C NAV with 8.4-inch touchscreen display, navigation, Bluetooth, SiriusXM Radio <sup>21</sup> and HD radio (included with P2 Group; SLT option is Crew Cab only)	UAV	–	0	0/P	–
– Uconnect 4C NAV with 12-inch touchscreen display, navigation, Bluetooth, SiriusXM Radio <sup>21</sup> and HD radio (optional with Luxury Group on SLT; requires P1 Group on Laramie)	UAX	–	0	0	•
RADIO CONTROLS – Steering wheel-mounted audio controls (included with leather-wrapped steering wheel; included with Safety Group with Tradesman and Luxury Group with SLT)	RDZ	P	P	•	•
SIRIUSXM – SiriusXM Radio <sup>21</sup>	RSD	0	•	•	•
– SiriusXM Travel Link <sup>21,22</sup> (included with 8.4-inch or 12-inch NAV radios)	RSM	–	P	P	•
– SiriusXM Traffic Plus <sup>21</sup> (included with 8.4-inch or 12-inch NAV radios)	RTB	–	P	P	•
– SiriusXM Guardian™ <sup>22</sup> (Assist and SOS Calls; included with 8.4-inch or 12-inch NAV radios)	RSK	–	P	P	•
– SiriusXM 360L <sup>23</sup> (included with 12-inch NAV radio)	RTU	–	P	P	P
SPEAKERS – Four standard (Regular Cab only)	RCD	•	–	–	–
– Six (standard on Crew Cab Tradesman)	RCG	•	•	–	–
– Premium (seven speakers and amplifier; Regular Cab only)	RCK	–	0	–	–
– Nine Alpine® with subwoofer (Crew Cab only)	RC3	–	0	•	•
– Ultra premium – 17 amplified speakers (surround sound; included with P2 and M1 Groups)	RCA	–	–	P	P
<b>SAFETY &amp; SECURITY</b>					
AIR BAGS <sup>24</sup> – Multistage front (3500/4500/5500)	CG3	•	•	•	•
– Driver-side-only (deletes the passenger-side air bag; not available with DF)	CGT	0	0	–	–
– Supplemental front-seat side (DF 3500 only)	CJ1	•	•	•	•
– Supplemental side (DF 3500 model only)	CGS	•	•	•	•
BELT ALERT – Driver	–	•	•	•	•
– Passenger (DF only)	LAX	•	•	•	•
BRAKES – Power-assisted 4-wheel antilock disc	BRT	•	•	•	•
– Electronic Stability Control (ESC) <sup>21</sup> with 4-channel Antilock Brake System (ABS), Electronic Brake-force Distribution, Traction Control, Ready Alert Braking, Brake Assist, Hydraulic Boost Compensation, Rain Brake Support, Engine Drag Control, Trailer Sway Control; <sup>21</sup> Electronic Roll Mitigation and Hill Start Assist	BNB	•	•	•	•
CAMERAS – ParkView® Rear Back-Up Camera <sup>11</sup> (display in rearview mirror with Uconnect 3.0)	XAC	0 (-DF)	0 (-DF)	0 (-DF)	•
– Cargo Camera; <sup>11</sup> requires 8.4-inch or 12-inch radio (includes LED CHMSL and cargo lamps)	LPD	–	0	0	0
– Auxiliary Wired Camera <sup>11</sup> (not available with LPD; requires 8.4-inch or 12-inch radio; late availability)	XPN	–	0	0	0
– Auxiliary Camera Prep (included with XPN; includes vehicle trailer wiring; camera HDMI in radio; 12-pin connector at rear frame rail; late availability)	XFQ	–	0/P	0/P	0/P
– Surround-View Camera System <sup>11</sup> (five digital cameras; includes ParkSense® Front and Rear Park Assist <sup>11</sup> and CHMSL Camera <sup>11</sup> ; included with Towing Technology and M1 Groups)	XAK	–	0/P	0/P	0/P
PARKSENSE REAR PARK ASSIST <sup>11</sup>	XAA	0	0	0	–
– Front/rear park assist <sup>11</sup> (requires fog lamps for Tradesman and SLT)	XAG	0	0	0	•
SAFETY FEATURES – Security alarm <sup>26</sup>	LSA	–	0	•	•
– Back-Up Alarm <sup>11</sup> (audible alarm when vehicle is in Reverse)	XAW	0	0	0	0
– Adaptive Cruise Control with Stop <sup>25</sup> (included with Safety and M1 Groups)	NH3	P	P	P	P
– Ready Alert Braking	BHD	•	•	•	•
– Full-Speed Forward Collision Warning Plus <sup>26</sup> (included with Safety and M1 Groups)	LSU	P	P	P	P

• = Standard. 0 = Optional. P = Part of Package. – = Not available.

## 2019 RAM 3500/4500/5500 CHASSIS CAB

	SALES CODES	TRADESMAN® REG./CREW	SLT REG./CREW	LARAMIE® CREW	LIMITED CREW
CPOS PACKAGE		2TA	2TG	2TH	2TM
<b>SAFETY &amp; SECURITY (continued)</b>					
- Tire-fill alert (requires 5-inch radio and XBT when Tradesman DD/DP; requires 5-inch radio with DF Tradesman)	LAW	0	0	•	•
- Selectable tire-fill alert (included with 8.4-inch and 12-inch radios with SLT)	LA5	-	P	•	•
- Tire pressure information system (DD/DP only)	XBT	0	•	•	•
- Tire Pressure Monitoring Display (DF only)	XGM	•	•	•	•
- Trailer Reverse Guidance <sup>1</sup> (included with Towing Technology Group)	XPU	P	P	P	P
- DOT-Certified Roadside Safety Kit (DOT fire extinguisher, three reflecting triangles, spare fuses and two Red vinyl flags)	ACL	0	0	0	0
- Auto High-Beam Headlamp Control (included with Safety Group)	LMS	P	P	P	•
- Rain-sensing wipers (included with Safety Group)	JHC	P	P	P	•
- Auxiliary reverse lamps (requires LI on Tradesman; included with Towing Technology Group)	LPF	0	O/P	•	•
<b>PACKAGES / EQUIPMENT GROUPS</b>					
ELECTRICAL ACCESSORY GROUP - Includes 220-amp alternator, voltage monitoring auto idle up and Trailer Brake Controller	ADH	0	0	0	0
AMBULANCE PREP GROUP - Includes 220-amp alternator, voltage monitoring auto idle up, remote rear heat/AC (provides ability to run auxiliary mounted heater and A/C independently of instrument panel controls) and A/C line tap and engine coolant access for upfitter	AH2	0	0	0	0
CHROME APPEARANCE GROUP - Includes chrome front bumper, chrome grille and chrome-clad steel wheel on 3500 models	AMP	0	-	-	-
COLD WEATHER GROUP - Includes engine block heater cord and winter front grille cover (diesel only)	ADE	0	0	0	0
HEATED SEATS AND WHEEL GROUP (COMFORT GROUP) - Includes heated cloth front seats, heated leather-wrapped steering wheel with audio controls and 3.5-inch Driver Information Display cluster with color display (optional with *M9 and *M.J)	AGF	-	0	-	-
TRADESMAN LEVEL 1 EQUIPMENT GROUP (L1) - Includes overhead console (Regular Cab), power windows (Regular Cab), power door locks (Regular Cab), power Black trailer-tow mirrors (Regular Cab), upgraded door trim panels (Regular Cab), remote keyless entry and Satin chrome interior door handles	A61	0	-	-	-
LARAMIE LEVEL 1 EQUIPMENT GROUP (P1) - Includes Auto High-Beam Headlamp Control, rain-sensing wipers, foam bottle door inserts, ventilated 3-level front driver/passenger seats, power-adjustable pedals, memory for radio, driver's seat, mirror, pedals and CD player	A66	-	-	0	-
LARAMIE LEVEL 2 EQUIPMENT GROUP (P2) - Includes P1 Equipment Group, Uconnect® 4C NAV with 8.4-inch touchscreen display, ultra-premium 17 amplified speaker system, wireless charging pad (requires bucket seats) and (3-level) rear-seat heat	A67	-	-	0	-
LIMITED LEVEL 1 EQUIPMENT GROUP (M1) - Includes ultra-premium 17 amplified speaker system, Full-Speed Forward Collision Warning Plus with auto emergency braking <sup>25</sup> Adaptive Cruise Control with Stop <sup>26</sup> and Surround-View Camera System <sup>11</sup>	A69	-	-	-	0
PREMIUM LIGHTING GROUP - Includes LED headlamps, LED fog lamps and 3.5-inch Driver Information Display Cluster with color display	AD6	-	0	-	-
SAFETY GROUP - Includes rearview auto-dimming mirror, Full-Speed Forward Collision Warning Plus with auto emergency braking <sup>25</sup> Adaptive Cruise Control with Stop <sup>26</sup> rain-sensing wipers, Auto High-Beam Headlamp Control, leather-wrapped steering wheel, Trailer Brake Controller, and 7-inch Driver Information Display Cluster for Tradesman and SLT (requires L1 Group and 5-inch touchscreen radio for Regular Cab Tradesman)	AAU	0	0	0	0
TOWING TECHNOLOGY GROUP - Includes Surround-View Camera System <sup>11</sup> Trailer Reverse Guidance <sup>1</sup> auxiliary reverse lamps and mirror-mounted and power convex mirrors (requires 8.4-inch or 12-inch radio)	AAN	-	0	0	0
HEAVY-DUTY SNOW PLOW PREP GROUP - Includes 220-amp alternator, transfer case skid plate and Heavy-Duty Front Suspension Group (4500 and 5500; optional on 3500 4x4 and 4500/5500 4x2/4x4)	AHD	0	0	0	0

## 2019 RAM 3500/4500/5500 CHASSIS CAB

	SALES CODES	TRADESMAN® REG./CREW	SLT REG./CREW	LARAMIE® CREW	LIMITED CREW
CPOS PACKAGE		2TA	2TG	2TH	2TM
<b>PACKAGES / EQUIPMENT GROUPS (continued)</b>					
LUXURY GROUP - Includes passenger/driver cloth visors with incandescent illuminated mirrors, Universal Garage Door Opener, rear dome lamp with on/off switch, 7-inch Driver Information Display Cluster with color display, leather-wrapped steering wheel with remote audio control buttons, rear backlight, power-sliding (Crew Cab only), foam bottle door insert, 115-volt outlet (front), 115-volt outlet (rear; Crew Cab only), upper and lower glove box lighting, power-adjustable pedals, rear: dual remote USB port (charging only), overhead console and upper glove box door with SLT badge	ADA	-	0	-	-
MAX TOW PACKAGE - Includes 12-inch rear axle with 4.10 axle ratio (3500), 4.44 axle ratio (4500) and 4.89 axle ratio (5500) (requires 6.7L diesel with AISIN® Heavy-Duty 8-speed and Trailer Brake Controller)	AHQ	0	0	0	0
PAYLOAD UPGRADE PACKAGE - Includes 19,000 GVWR <sup>6</sup> on 63 and 93 models, 19,500 GVWR <sup>6</sup> on 64, 65, 66 and 94 models and 4.89 axle ratio (5500 gas only)	AH5	0	0	0	0
ROLLBACK CARRIER GROUP - Includes voltage monitoring auto idle up system, rollback carrier adaptation brackets, 220-amp alternator, left- or right-side Power Take-Off and 22-gallon mid-ship gas tank (5500 only)	AH1	0	0	-	-
REAR INTERIOR TRIM DELETE GROUP - Includes Delete Front Center Seat, Delete Rear Floor Storage Tray and Delete Cab Back Trim Panel (Regular Cab only)	AS8	0	0	-	-
15K GVWR PACKAGE - Includes 15,000-lb Gross Vehicle Weight Rating <sup>6</sup> (4500); 4x2 (Z4B), 4x4 (Z9B)	Z4B, Z9B	0	0	0	0
16K GVWR PACKAGE - Includes 16,000-lb Gross Vehicle Weight Rating <sup>6</sup> (4500); 4x2 (Z4C), 4x4 (Z9C)	Z4C, Z9C	0	0	0	0

• = Standard. 0 = Optional. P = Part of Package. - = Not available.

## RAM 3500 CHASSIS CAB MAX JOB RATING INFORMATION

3500 DF 10K GVWR SRW	POWERTRAIN		Crew Cab 60" CA (4x2 / 4x4) SRW	Regular Cab 60" CA (4x2 / 4x4) SRW
	6.4L HEMI® V8	8HP75 8-SPEED AUTOMATIC TRANSMISSION	MAX GVWR <sup>6</sup>	10,000
		MAX PAYLOAD <sup>15</sup>	4,180 / 3,940	3,740 / 3,420
		MAX GAWR, FRONT <sup>6</sup>	5,500	5,500
		MAX GAWR, REAR <sup>6</sup>	6,800	6,800
		MAX TOWING <sup>15</sup>	18,030 / 17,790	17,590 / 17,270
		MAX GCWR <sup>6</sup>	24,000	24,000

Payload and Max Trailer Weights are ESTIMATED values. All values are shown in pounds unless otherwise stated. Payload and Max Trailer Weight values are rounded to the nearest 10 lb. Payload - GVWR - Base Weight. GAWRs, GVWRs, and GCWRs should never be exceeded. Recommended tongue weight determined by class hitch receiver and hardware limits of upfit. Upfit or aftermarket equipment weight not included with Base Weight. Frontal Area: Maximum allowable Frontal Area, in ft.<sup>2</sup> that the vehicle can project. For details on calculations, please refer to Ram Body Builders Guide. If VECEI Label and Max Upfit Weight not available, Vehicle is not restricted to MCWV, Frontal Area or Maximum Upfit Weight limits; however, GVWR/GAWR/GCWR cannot be exceeded.

**RAM 3500/4500/5500 CHASSIS CAB  
JOB RATING INFORMATION**

POWERTRAIN			Regular Cab 60" CA (4x2 / 4x4) SRW	Regular Cab 60" CA (4x2 / 4x4) DRW	Regular Cab 84" CA (4x2 / 4x4) DRW	Crew Cab 60" CA (4x2 / 4x4) SRW	Crew Cab 60" CA (4x2 / 4x4) DRW
6.4L HEMI® V8	8HP75 8-SPEED AUTOMATIC TRANSMISSION	MAX GVWR <sup>6</sup>	10,700 / 11,000	13,500	13,500	10,700 / 11,000	13,500
		MAX PAYLOAD <sup>15</sup>	4,930 / 4,990	7,380 / 7,150	7,300 / 7,020	4,490 / 4,470	6,910 / 6,630
		MAX GAWR, FRONT <sup>6</sup>	5,500	5,500	5,500	5,500	5,500
		MAX GAWR, REAR <sup>6</sup>	6,800	9,850	9,850	6,800	9,850
		MAX TOWING <sup>15</sup>	16,080 / 15,840	15,730 / 15,500	15,650 / 15,370	15,640 / 15,320	15,260 / 14,980
		MAX GCWR <sup>6</sup>	22,000	22,000	22,000	22,000	22,000
6.4L HEMI V8	AISIN® HEAVY-DUTY 6-SPEED AUTOMATIC TRANSMISSION AS66RC	MAX GVWR <sup>6</sup>	10,700 / 11,000	14,000	14,000	10,700 / 11,000	14,000
		MAX PAYLOAD <sup>15</sup>	4,800 / 4,860	7,750 / 7,520	7,670 / 7,390	4,360 / 4,340	7,270 / 7,000
		MAX GAWR, FRONT <sup>6</sup>	5,500	5,500	5,500	5,500	5,500
		MAX GAWR, REAR <sup>6</sup>	6,800	9,850	9,850	6,800	9,850
		MAX TOWING <sup>15</sup>	18,950 / 18,710	18,600 / 18,370	18,520 / 18,240	18,510 / 18,190	18,120 / 17,850
		MAX GCWR <sup>6</sup>	25,000	25,000	25,000	25,000	25,000
6.7L CUMMINS® TURBO DIESEL	AISIN HEAVY-DUTY 6-SPEED AUTOMATIC TRANSMISSION AS69RC	MAX GVWR <sup>6</sup>	11,600 / 12,000	14,000	14,000	11,600 / 12,000	14,000
		MAX PAYLOAD <sup>15</sup>	4,990 / 5,140	7,040 / 6,800	6,950 / 6,670	4,550 / 4,630	6,560 / 6,280
		MAX GAWR, FRONT <sup>6</sup>	6,000	6,000	6,000	6,000	6,000
		MAX GAWR, REAR <sup>6</sup>	6,800	9,850	9,850	6,800	9,850
		MAX TOWING <sup>15</sup>	20,740 / 20,490	25,890 / 25,650	25,800 / 25,520	20,300 / 19,980	25,410 / 25,130
		MAX GCWR <sup>6</sup>	27,500	33,000	33,000	27,500	33,000

POWERTRAIN			Regular Cab 60" CA (4x2 / 4x4)	Regular Cab 84" CA (4x2 / 4x4)	Regular Cab 108" CA (4x2 / 4x4)	Regular Cab 120" CA (4x2 / 4x4)	Crew Cab 60" CA (4x2 / 4x4)	Crew Cab 84" CA (4x2 / 4x4)
6.4L HEMI V8 WITH AISIN HEAVY-DUTY 6-SPEED AUTOMATIC TRANSMISSION AS66RC	MAX GVWR <sup>6</sup>	16,500	16,500	16,500	16,500	16,500	16,500	16,500
	MAX PAYLOAD <sup>15</sup>	9,690 / 9,300	9,530 / 9,150	9,380 / 9,030	9,240 / 8,970	9,110 / 8,760	8,970 / 8,670	
	MAX GAWR, FRONT <sup>6</sup>	6,000	6,000	6,500	6,500	6,000	6,000	
	MAX GAWR, REAR <sup>6</sup>	12,000	12,000	12,000	12,000	12,000	12,000	
	MAX TOWING <sup>15</sup>	21,540 / 21,150	21,380 / 21,000	21,230 / 20,880	21,090 / 20,820	20,960 / 20,610	20,820 / 20,520	
	MAX GCWR <sup>6</sup>	28,500	28,500	28,500	28,500	28,500	28,500	
6.7L CUMMINS TURBO DIESEL WITH AISIN HEAVY-DUTY 6-SPEED AUTOMATIC TRANSMISSION AS69RC	MAX GVWR <sup>6</sup>	16,500	16,500	16,500	16,500	16,500	16,500	
	MAX PAYLOAD <sup>15</sup>	8,920 / 8,520	8,690 / 8,310	8,600 / 8,190	8,520 / 8,130	8,270 / 7,920	8,130 / 7,830	
	MAX GAWR, FRONT <sup>6</sup>	7,250	7,250	7,250	7,250	7,250	7,250	
	MAX GAWR, REAR <sup>6</sup>	12,000	12,000	12,000	12,000	12,000	12,000	
	MAX TOWING <sup>15</sup>	29,770 / 29,370	29,540 / 29,160	29,450 / 29,040	29,370 / 28,090	29,120 / 28,770	28,980 / 28,680	
	MAX GCWR <sup>6</sup>	37,500	37,500	37,500	37,500	37,500	37,500	

POWERTRAIN			Regular Cab 60" CA (4x2 / 4x4)	Regular Cab 84" CA (4x2 / 4x4)	Regular Cab 108" CA (4x2 / 4x4)	Regular Cab 120" CA (4x2 / 4x4)	Crew Cab 60" CA (4x2 / 4x4)	Crew Cab 84" CA (4x2 / 4x4)
6.4L HEMI V8 WITH AISIN HEAVY-DUTY 6-SPEED AUTOMATIC TRANSMISSION AS66RC	MAX GVWR <sup>6</sup>	19,000	19,500	19,500	19,500	19,500	19,000	19,500
	MAX PAYLOAD <sup>15</sup>	12,140 / 11,770	12,510 / 12,130	12,340 / 11,990	12,290 / 11,910	11,630 / 11,250	11,940 / 11,580	
	MAX GAWR, FRONT <sup>6</sup>	6,500	6,500	7,000	7,000	7,000	7,000	
	MAX GAWR, REAR <sup>6</sup>	13,500	13,500	13,500	13,500	13,500	13,500	
	MAX TOWING <sup>15</sup>	21,490 / 21,120	21,360 / 20,980	21,190 / 20,840	21,140 / 20,760	20,980 / 20,600	20,790 / 20,430	
	MAX GCWR <sup>6</sup>	28,500	28,500	28,500	28,500	28,500	28,500	
6.7L CUMMINS TURBO DIESEL WITH AISIN HEAVY-DUTY 6-SPEED AUTOMATIC TRANSMISSION AS69RC	MAX GVWR <sup>6</sup>	19,500	19,500	19,500	19,500	19,500	19,500	
	MAX PAYLOAD <sup>15</sup>	11,870 / 11,450	11,750 / 11,320	11,660 / 11,180	11,570 / 11,100	11,290 / 10,940	11,100 / 10,770	
	MAX GAWR, FRONT <sup>6</sup>	7,250	7,250	7,250	7,250	7,250	7,250	
	MAX GAWR, REAR <sup>6</sup>	13,500	13,500	13,500	13,500	13,500	13,500	
	MAX TOWING <sup>15</sup>	35,220 / 34,800	35,100 / 34,670	35,010 / 34,530	34,920 / 34,450	34,640 / 34,290	34,450 / 34,120	
	MAX GCWR <sup>6</sup>	43,000	43,000	43,000	43,000	43,000	43,000	

Payload and Max Trailer Weights are ESTIMATED values. All values are shown in pounds unless otherwise stated. Payload and Max Trailer Weight values are rounded to the nearest 10 lb. Payload = GVWR - Base Weight. GVWRs, GVWRs, and GCWRs should never be exceeded. Recommended tongue weight determined by class hitch receiver and hardware limits of upfit. Upfit or aftermarket equipment weight not included with Base Weight. Frontal Area: Maximum allowable Frontal Area, in ft<sup>2</sup> that the vehicle can project. For details on calculations, please refer to Ram Body Builders Guide. If VECI Label and Max Upfit Weight not available, Vehicle is not restricted to MCWV, Frontal Area or Maximum Upfit Weight limits; however, GVWR/GAWR/GCWR cannot be exceeded.

## RAM HEAVY DUTY PICKUP



17-inch Painted Steel  
Standard on Tradesman®  
(2500 only)  
(WDA)



17-inch Black Painted and  
Machined Aluminum  
Standard on Power Wagon®  
Included with Power Wagon  
Package on Tradesman  
(WFZ)



17-inch Black Painted  
Aluminum  
Optional on Power Wagon  
(WFW)



18-inch Painted Steel  
Standard on 3500 Tradesman  
Optional on 2500 Tradesman  
(WBN)



18-inch Chrome-Clad Steel  
Standard on  
Big Horn®/Lone Star<sup>27</sup>  
Included with  
Chrome Appearance Group  
on Tradesman  
(WBH)



18-inch Polished Aluminum  
Included with Level 1 Group  
on Big Horn/Lone Star<sup>27</sup>  
(WBE)



18-inch Polished Aluminum  
Standard on Laramie®  
(WBL)



18-inch Polished Aluminum  
with Granite Painted Pockets  
Standard on  
Laramie Longhorn®  
(WBA)



18-inch Polished Aluminum  
with Brown Painted Pockets  
Included with two-tone  
on Laramie Longhorn  
(WBJ)



20-inch Polished Aluminum  
Optional on Big Horn/  
Lone Star<sup>27</sup> and Laramie  
(WRJ)



20-inch Black  
Painted Aluminum  
Included with  
Black Appearance and  
Night Edition Packages  
on Big Horn/Lone Star<sup>27</sup>  
and Laramie  
(WF3)



20-inch Polished Aluminum  
with Granite Painted Pockets  
Optional on Monotone  
Laramie Longhorn  
(WRA)



20-inch Polished Aluminum  
with Brown Painted Pockets  
Optional on two-tone  
Laramie Longhorn  
(WRP)



20-inch Polished and  
Clear-Coated Aluminum  
with Chrome Inserts  
Standard on Limited  
(WH3)



17-inch Painted Steel  
Standard on Tradesman® DRW  
(WFU)



17-inch Chrome-Clad Steel  
Standard on  
Big Horn®/Lone Star<sup>27</sup> DRW  
Included with  
Chrome Appearance  
Group on Tradesman DRW  
(WD4)



17-inch Polished Aluminum  
Standard on  
Laramie® Laramie Longhorn®  
and Limited DRW  
Optional on  
Big Horn/Lone Star<sup>27</sup> DRW  
Included with  
Sport Appearance Group  
on Big Horn/Lone Star<sup>27</sup> DRW  
(WF7)

# RAM 2500/3500 HEAVY DUTY



Properly secure all cargo.

2019 RAM 2500/3500 HEAVY DUTY

	SALES CODE	TRADESMAN®	BIG BODY™/ONE STAR™†	POWER WAGON®	LARAMIE®	LARAMIE LONGHORN®	LIMITED
CPOS		2TA	2TZ	2TP	2TH	2TK	2TM

CONFIGURATIONS

BODY MODEL – Regular Cab 8' Box – 140.2-inch wheelbase	(6Z)	•	•	–	–	–	–
– Crew Cab 6'4" Box – 149.1-inch wheelbase (SRW only)	(9L)	0	0	•	•	•	•
– Crew Cab 8' Box – 169.1-inch wheelbase	(9Z)	0	0	–	0	0	0
– Mega Cab® 6'4" Box – 160.2-inch wheelbase (4x4 only)	(8L)	–	0	–	0	0	0
DRIVE – 4x2	(2500/3500)	•	•	–	•	•	•
– 4x4	(2500/3500)	0	0	•	0	0	0

POWERTRAINS

ENGINE/TRANSMISSION/AXLE							
6.4L HEMI® GAS ENGINE/8-SPEED AUTOMATIC (8HP75)	ESA/DFX	•	•	•	•	•	•
– 11.5-inch rear axle/3.73 ratio (2500/3500 SRW; standard with DFX+AR9)	DRQ/DME	•	•	–	•	•	•
– 11.5-inch rear axle/4.10 ratio (2500/3500 SRW; optional if DFX+AR9; requires DSA)	DRQ/DMF	0	0	•	0	0	0
– 11.5-inch rear axle/3.73 ratio (3500 DRW; included with DFX+WLA)	DRX/DME	P	P	–	P	P	P
– 11.5-inch rear axle/4.10 ratio (3500 DRW; optional if DFX+WLA)	DRX/DMF	0	0	–	0	0	0
6.7L CUMMINS® DIESEL ENGINE/6-SPEED AUTOMATIC (6BRFE) – Standard output	ETL/DG7	0	0	–	0	0	0
– 11.5-inch rear axle/3.73 ratio (2500/3500 SRW; standard with DG7+AR9)	DRQ/DME	•	•	–	•	•	•
– 11.5-inch rear axle/3.73 ratio (3500 DRW; included with DG7+WLA)	DRX/DME	P	P	–	P	P	P
– 11.5-inch rear axle/4.10 ratio (3500 DRW; optional if DG7+WLA)	DRX/DMF	0	0	–	0	0	0
6.7L CUMMINS DIESEL ENGINE/6-SPEED HEAVY-DUTY AUTOMATIC (A1SIN® AS69RC) – High Output (3500 only; included with Max Tow Package (AJL))	ETM/DF2	0/P	0/P	–	0/P	0/P	0/P
– 12-inch rear axle/3.73 ratio (3500 SRW only; included with DF2+AR9)	DR7/DME	P	P	–	P	P	P
– 12-inch rear axle/3.73 ratio (3500 DRW only; included with DF2+WLA)	DRC/DME	P	P	–	P	P	P
– 12-inch rear axle/4.10 ratio (3500 DRW only; optional if DF2+WLA)	DRC/DMF	0/P	0/P	–	0/P	0/P	0/P

MECHANICAL

ALTERNATORS – Single 180-amp (gas engine; standard; diesel engines: standard on 2TA, 2TZ, 2TY and 2TP only; not available on 2TH, 2TK, 2TM)	BAD	•	•	•	•	•	•
– Single 220-amp (gas engine; optional; diesel engines: optional on 2TA, 2TZ, 2TY only; standard on 2TH, 2TK and 2TM; all engines: included with Snow Chief (AD2) and Snow Plow Prep Groups (AHD))	BAJ	0/P	0/P	–	/0/P	/0/P	/0/P
– Dual: 160 + 220 = 380-amp (gas engine only)	XF5	0	0	0	0	0	0
– Dual: 2 x 220-amp = 440-amp (diesel engines only)	XF7	0	0	–	0	0	0
BRAKES – Power-assisted 4-wheel antilock	BRT	•	•	•	•	•	•
– Electronic Stability Control <sup>17</sup>	BNB	•	•	•	•	•	•
– Brake assist	BGE	•	•	•	•	•	•
– Electronic Roll Mitigation	BNS	•	•	•	•	•	•
– Hill Start Assist	BNG	•	•	•	•	•	•
– Traction control	BNM	•	•	•	•	•	•
– Trailer Sway Control <sup>17</sup>	BNT	•	•	•	•	•	•
– Ready Alert Braking	BHD	•	•	•	•	•	•
– Mechanical park brake	–	•	•	•	•	•	•
– Diesel exhaust brake (included with diesel engine)	NEN	P	P	–	P	P	P

2019 RAM 2500/3500 HEAVY DUTY

	SALES CODE	TRADESMAN®	BIG BODY™/ONE STAR™†	POWER WAGON®	LARAMIE®	LARAMIE LONGHORN®	LIMITED
CPOS		2TA	2TZ	2TP	2TH	2TK	2TM

MECHANICAL (continued)

DIFFERENTIAL – Open (2500: standard; not available with 4.10 axle ratio; not available on 3500 models)	DS8	•	•	–	•	•	•
– Antispin rear (2500: optional; required if 4.10 axle and gas engine; 3500: standard)	DSA	0/-	0/-	–	0/-	0/-	0/-
– Electronically locking, front and rear (included with Power Wagon Package)	DSE	P	–	•	–	–	–
ENGINE THERMAL MANAGEMENT – Engine cooling, heavy-duty (standard with Cummins®)	NMC	P	P	P	P	P	P
– Active grille shutters	MDX	•	•	•	•	•	•
– Front grille cover (included with Cold Weather Group)	XD6	P	P	–	P	P	P
– Engine block heater (included with Cold Weather Group on diesel engines)	NHK	0/P	0/P	0	0/P	0/P	0/P
– Supplemental cabin heater (included with diesel engines)	HDB	P	P	–	P	P	P
FUEL TANK – 28-gallon (standard on Regular Cab with diesel engines)	NGC	P	P	–	–	–	–
– 31-gallon (standard on Crew Cab and Mega Cab® with 6' 4" box)	NFT	•	•	•	•	•	•
– 32-gallon (standard on Regular Cab and Crew Cab with 8' box)	NFX	S/O	•	–	•	•	•
SHOCKS – Front, heavy-duty – Magneti Marelli™ with KONI® FSD valving	SFB	•	•	–	•	•	•
– Rear, heavy-duty – Magneti Marelli with KONI FSD valving	SGB	•	•	–	•	•	•
– Front, performance-tuned – Bilstein® (included with Off-Road Group and Power Wagon Package on Tradesman)	SFC	P	P	•	P	P	P
– Rear, performance-tuned – Bilstein (included with Off-Road Group and Power Wagon Package on Tradesman)	SGC	P	P	•	P	P	P
SKID PLATES (4x4) – Transfer case (included with Protection Group and Snow Chief Group)	XEF	P	P	•	P	P	P
– Fuel tank (included with Power Wagon Package)	XEE	P	–	•	–	–	–
START CONTROL – Keyless Push Button Start	GX4	•	•	•	•	•	•
STEERING – Power, recirculating ball	SBE	•	•	•	•	•	•
SUSPENSION – Three-link front	–	•	•	•	•	•	•
– Rear link with coil springs (2500 only)	–	•	•	•	•	•	•
– Rear Hotchkis leaf spring (3500 only)	–	•	•	–	•	•	•
– Suspension, Ram Articulink® (included with Power Wagon Package)	SD1	P	–	•	–	–	–
– Stabilizer bar, front, standard	SHA	•	•	–	•	•	•
– Stabilizer bar, front, electronic disconnecting (included with Power Wagon Package)	SHG	P	–	•	–	–	–
– Auto-Level Rear Air Suspension (not available with 3500 gas Regular Cab SRW 4x4 or 2500 gas Regular Cab; not available with Off-Road Group; included with Max Tow Package)	SEB	0/P	0/P	–	0/P	0/P	0/P
TOW HOOKS – Black – 2500 (4x2: free-standing option; 4x4: included with Protection Group, Off-Road Group, Power Wagon Package and are included with diesel engine)	XEA	0/P	0/P	•	0/P	•	–
– Black – 3500 (Tradesman: optional on 4x2 Regular Cab)	XEA	0/-	•	–	•	•	–
– Chrome (included with Chrome Appearance Group on Laramie)	XHQ	–	–	–	P	0	•
TRAILER TOW – Four-pin trailer harness plug, rear bumper (combination receptacle with 7-pin)	XFU	•	•	•	•	•	•
– Seven-pin trailer harness plug, rear bumper (combination receptacle with 4-pin)	XFK	•	•	•	•	•	•
– Class V hitch receiver (20K 2500/23K 3500)	XFR	•	•	•	•	•	•
– Mopar® Fifth-Wheel Hitch, 20K-lb (Fifth-Wheel/Gooseneck Prep Group)	XML	0	0	–	0	0	0
– Mopar Fifth-Wheel Hitch, 30K-lb (3500 only; Fifth-Wheel/Gooseneck Prep Group; included with Max Tow Package)	XNH	0/P	0/P	–	0/P	0/P	0/P
TRANSFER CASES (4x4 ONLY) – Manual shift-on-the-fly	DK1	•	–	•	–	–	–
– Electronic shift-on-the-fly	DK3	0	•	–	•	•	•
UPFITTER MODULE – Upfitter Electronic Monitoring Module (VSM)	XXS	0	0	0	0	0	0
WINCH – WARN® front electric 12,000-lb capacity (included with Power Wagon Package)	XE5	P	–	•	–	–	–

• = Standard. 0 = Optional. P = Part of Package. – = Not available.

2019 RAM 2500/3500 HEAVY DUTY

	SALES CODE	TRADESMAN®	BIG HORN®/LONE STAR™	POWER WAGON®	LARAMIE™	LARAMIE LONGHORN®	LIMITED
		2TA	2TZ	2TP	2TH	2TK	2TM
CPOS							
<b>EXTERIOR</b>							
BED STEP, REAR, DEPLOYABLE – Mopar® (included with Bed Utility Group)	MDN	P	P	P	P	0	0
BEDLINER – Spray-in (included with Bed Utility Group)	XMF	0/P	0/P	0/P	0/P	•	•
– Spray-in Delete	XM9	–	–	–	–	0	0
BUMPERS – Painted Tradesman Black, front	MB1	•	–	–	–	–	–
– Painted Tradesman Black, rear	MBN	•	–	–	–	–	–
– Chrome, front (included with Chrome Appearance Group on Tradesman)	MCT	P	•	–	•	•	•
– Chrome, rear (included with Chrome Appearance Group on Tradesman)	MBF	P	•	–	•	•	•
– Painted Walnut, front (included with Laramie Longhorn two-tone in Walnut Brown)	MBU	–	–	–	–	P	–
– Painted Walnut, rear (included with Laramie Longhorn two-tone in Walnut Brown)	MBV	–	–	–	–	P	–
– Painted body-color, front (included with Sport Appearance Package and Body-Color Bumper Group)	MBA	–	P	–	P	–	P
– Painted body-color, rear (included with Sport Appearance Package and Body-Color Bumper Group)	MBC	–	P	–	P	–	P
– Powder-coated Black, front (Power Wagon only)	MCS	–	–	•	–	–	–
– Powder-coated Black, rear (Power Wagon only)	MB5	–	–	•	–	–	–
CHMSL – Lamp (incandescent) with cargo box illumination	LPE	•	•	•	•	•	•
– LED with camera	LPD	–	0/P	0/P	0/P	0/P	0/P
CLEARANCE LAMPS, LED – Cab-mounted (optional on 2500 and 3500 SRV; included with 3500 DRW and Snow Chief Group)	LNC	0/P	0/P	•	0/P	0/P	0/P
– Box and rear fender-mounted (included with 3500 DRW)	LND	P	P	–	P	P	P
FOG LAMPS – Halogen with cornering feature (included with Power Wagon Package, ParkSense® Rear Park Assist <sup>11</sup> and H1 Group)	LNJ	P	0/P	–	–	–	–
– LED with cornering feature (included with Premium Lighting Group)	LNV	P	P	•	•	•	•
GRILLES – Upper header/lower appliqué - Painted Matte Black	MM5	•	–	–	–	–	–
– Upper header/lower appliqué - Chrome (included with Chrome Appearance Group on Tradesman)	MNQ	P	•	–	•	•	•
– Upper header/lower appliqué - Painted body-color (included with Sport Appearance and Night Edition Packages)	MM6	–	P	–	P	–	–
– Upper header/lower appliqué - Molded in color	MMY	–	–	•	–	–	–
– Tradesman grille - Painted Matte Black nostrils	MFF	•	–	–	–	–	–
– Tradesman grille - Chrome nostrils (included with Chrome Appearance Group)	MAF	P	–	–	–	–	–
– Big Horn/Lone Star <sup>27</sup> grille - Chrome nostrils/Gloss Black billets	MFH	–	•	–	–	–	–
– Black grille - Gloss Black nostrils/Gloss Black billets (included with Night Edition Package)	MAK	–	P	–	P	–	–
– Power Wagon grille with Billet Silver Ram badge: surround, upper header and lower appliqué	MFM	–	–	•	–	–	–
– Laramie grille - Chrome nostrils/Chrome billets	MF1	–	–	–	•	–	–
– Laramie Longhorn grille	MFZ	–	–	–	–	•	–
– Limited grille	MFJ	–	–	–	–	–	•
HEADLAMPS/TAILLAMPS – Base quad-halogen headlamps	LME	•	•	–	–	–	–
– Mid-level LED headlamps (included with Premium Lighting Group)	LPX	–	P	•	•	–	–
– High-level signature LED directional headlamps	LM6	–	–	–	–	•	•
– Incandescent taillamps	LAG	•	•	–	–	–	–
– Premium LED taillamps (Red Opaque center; included with Premium Lighting Group and Blind Spot Monitoring <sup>30</sup> )	LAY	P	P	•	•	•	•
– Automatic headlamps	LMG	•	•	•	•	•	•
– Auto High-Beam Headlamp Control (included with Safety Group)	LMS	P	P	P	P	•	•
LIGHTING – Pickup box (included with Bed Utility Group and RamBox® System)	LPL	0/P	0/P	0/P	0/P	•	•

2019 RAM 2500/3500 HEAVY DUTY

	SALES CODE	TRADESMAN®	BIG HORN®/LONE STAR™	POWER WAGON®	LARAMIE™	LARAMIE LONGHORN®	LIMITED
		2TA	2TZ	2TP	2TH	2TK	2TM
CPOS							
<b>EXTERIOR (continued)</b>							
MIRRORS, EXTERIOR – 6 x 9-inch manual (Black; standard on 2500 Regular Cab only)	GPU	•	–	–	–	–	–
– 6 x 9-inch power/heated (Black; standard on 2500 Tradesman Crew Cab; included with L1 Group on 2500 Tradesman Regular Cab; optional on Power Wagon; not available with X2 Group)	GT6	•/P	–	0	–	–	–
– Trailer-tow, manual (Black; standard on 3500 Regular Cab only; optional on 2500 Regular Cab only)	CPD	•/0	–	–	–	–	–
– Trailer-tow, power/heated/puddle/turn/running/manual-folding (Black; standard on 3500 Tradesman Crew Cab; optional on 2500 Tradesman (all cabs) included with L1 Group on 3500 Tradesman Regular Cab; not available with Blind Spot Monitoring <sup>30</sup> (XAN))	GP6	•/0/P	•	–	–	–	–
– Trailer-tow, power/heated/puddle/turn/running/power-folding (Black; included with Blind Spot Monitoring <sup>30</sup> ; included with H1 Group)	GP1	P	P	•	–	–	–
– Trailer-tow, power/heated/puddle/turn/running/power-folding/chrome	GP2	–	–	–	•	–	–
– Trailer-tow, power/heated/puddle/turn/running/power-folding/power-convex/trailer spotter light (Black; included with Surround-View Camera System <sup>12</sup> ; includes decorative trim ring on door switches)	GU8	–	P	–	–	–	–
– Trailer-tow, power/heated/puddle/turn/running/memory/power-folding/power-convex/trailer spotter light (Black; included with X2 Group on Power Wagon; included with Night Edition/Black Appearance Packages on Laramie; included with Surround-View Camera System <sup>12</sup> on Power Wagon and Laramie; included with Blind Spot Monitoring <sup>30</sup> on Laramie; included in P1 Group)	GPH	–	–	P	P	–	–
– Trailer-tow, power/heated/puddle/turn/running/memory/power-folding/power-convex/trailer spotter light (chrome; included with Blind Spot Monitoring <sup>30</sup> and Surround-View Camera System <sup>12</sup> )	GU9	–	–	–	P	•	•
RAMBOX® CARGO MANAGEMENT SYSTEM – Includes illuminated, lockable, drainable bins on both bed sides, 115-volt driver's-side outlet and pickup box lighting (short box only; SRW only; Tradesman requires Remote Keyless Entry; not available with low-volume paints; not available with Fifth-Wheel/Gooseneck Prep Group; not available with Box Delete)	XB9	0	0	0	0	0	•
PAINT – Monotone (included with Black paint on Power Wagon)	APA	•	•	P	•	•	•
– Lower two-tone	APD	–	–	•	0	0	–
SIDE STEPS/RUNNING BOARDS – Running boards, power (requires P2 Group and 8.4-inch or 12-inch radio; included with R1 Group)	MY7	–	–	–	0	P	•
– Side steps, tubular, chrome, cab-length (Regular Cab only)	MRT	0	0	–	–	–	–
– Side steps, tubular, Black, cab-length (Regular Cab and Power Wagon only)	MRU	0	0	0	–	–	–
– Side steps, flat, wheel-to-wheel, painted (Crew Cab and Mega Cab® only; single-rear-wheel applications; optional with Night Edition Package on Big Horn/Lone Star <sup>27</sup> and Laramie (Black); included with two-tone paint on Laramie Longhorn)	MY5	–	0	–	0	P	–
– Side steps, flat, wheel-to-wheel, chrome (Crew Cab and Mega Cab only; single-rear-wheel applications; standard on Laramie Longhorn; included with Monotone paint; requires Chrome Appearance Group on Tradesman)	MR5	0	0	–	0	•	–
– Side steps, flat, cab-length, painted (Crew Cab and Mega Cab only; included with DRW applications; optional on SRW; optional with Night Edition Package on Laramie and Big Horn/Lone Star <sup>27</sup> (Black); included with two-tone paint on Laramie Longhorn)	MR4	–	0	–	0	0/P	–
– Side steps, flat, cab-length, chrome (Crew Cab and Mega Cab only, included with DRW applications; optional on SRW; included on DRW Laramie Longhorn with Monotone paint; requires Chrome Appearance Group on Tradesman)	MRS	0	0	–	0	0/P	–
TAILGATE – Locking	XJJ	•	•	•	•	•	•
– Damped (included with H2 Group)	MWD	–	P	•	•	•	•
– Remote tailgate release (included with X1 and P1 Groups)	JKR	–	–	P	P	•	•
TIE-DOWNS – Lower, fixed, boat-style (four)	–	•	•	•	•	•	•
– Upper, adjustable (four; included with RamBox Utility Group)	CL2	P	P	P	P	P	P
TONNEAU COVER – Soft tri-fold (requires pickup box lighting)	CS7	0	0	0	0	0	0
WHEEL FLARES – Black, Power Wagon design (included with Power Wagon Package on Tradesman)	MMZ	P	–	•	–	–	–
– Painted body-color	MML	–	–	–	•	•	•
– Painted accent-color (included with lower two-tone paint)	MMJ	–	–	–	P	P	–
WINDSHIELD WIPERS – Variable/intermittent	JHA	•	•	•	•	•	•
– Rain-sensitive (included with X2, P1 and Safety Groups)	JHC	P	P	P	P	•	•

• = Standard. 0 = Optional. P = Part of Package. – = Not available.

## 2019 RAM 2500/3500 HEAVY DUTY

	SALES CODE	TRADESMAN®	BIG HORN/LONE STAR™	POWER WAGON®	LARAMIE®	LARAMIE LONGHORN®	LIMITED
CPOS		2TA	2TZ	2TP	2TH	2TK	2TM
<b>INTERIOR</b>							
AIR CONDITIONING – Manual temperature control (MTC); Base	HAA	•	•	•	–	–	–
– Automatic Temperature Control (ATC) with Dual-Zone (included with H2 and X2 Groups; included with 8.4-inch and 12-inch radios on 2TZ, 2TY and 2TP; not available with Regular Cab)	HAF	–	P	P	•	•	•
AUXILIARY SWITCHES – Instrument panel-mounted	LHL	0	0	–	0	0	0
CONSOLES AND STORAGE – Storage, floor-mounted tray (included only with bench seat; included with manual transfer case; “L”-shaped version surrounding T-case handle; included with bench seat on Crew Cab and Mega Cab® 4x2 and 4x4 with electronic T-case; small storage tray; no tray included on Regular Cab 4x2 or 4x4 with e-Transfer case)	CUY	P	P	•	P	–	–
– Full-size floor console (included with bucket seats)	CUP	–	P	–	P	–	–
– Full-size floor console – premium (included with bucket seats)	CVT	–	–	–	–	P	P
– Lower instrument-panel drawer (not available with center console)	CWB	–	•	–	•	–	–
– Storage, behind-seat (Regular Cab and Mega Cab)	CU3	•	•	–	•	•	•
– Storage, rear underseat compartment (Crew Cab only)	CUE	•	•	•	•	•	•
– Fold-flat load floor (Crew Cab only) with underseat storage (included with *M9 seats and above)	CVN	–	P	P	P	P	P
– Storage, in-floor boxes, rear (Crew Cab only; included with H1, X1 and P1 Groups)	CB9	–	P	P	P	•	•
– Close-out panel, in-floor storage (Crew Cab only)	CUH	•	•	•	•	–	–
– Storage, front center-seat cushion (included with *VI, *M9, *S9 and *ZL seats; included with CD player on Tradesman *TX and *V9 seats; optional CD player included in this location)	CVH	P	P	P	P	–	–
– Overhead console (incandescent lighting; included with L1 Group on Regular Cab)	CUN	P/•	•	•	–	–	–
– Overhead console (LED lighting; included with X2 Group)	CUS	–	–	P	•	•	•
DOOR LOCKS – Manual (Regular Cab only)	JEB	•	–	–	–	–	–
– Powered and speed-sensitive (included with L1 Group on Tradesman Regular Cab; standard on Crew Cab)	JPH	P/S	•	•	•	•	•
– Remote Keyless Entry (included with L1 Group; requires power locks; deletes manual lock cylinder from passenger side on 2TA)	GXM	P	•	•	•	•	•
– Remote proximity (passive) keyless entry (included with X2 Group)	GXD	–	–	P	•	•	•
INSTRUMENT CLUSTER, DISPLAY – 3.5-inch Driver Information Display	JAE	•	•	–	–	–	–
– 3.5-inch Driver Information Display, color (included with H1 Group)	JAK	–	P	–	–	–	–
– 7-inch Driver Information Display, color (included with Safety Group on Tradesman and Base Big Horn/ Lone Star™; included with H2 Group)	JAL	P	P	•	•	•	•
KEY, REMOTE START™ – Key fob-activated (included with H2 and X1 Groups)	XBM	–	0/P	0/P	•	•	•
MEMORY – Radio presets/driver seat/exterior mirrors/power-adjustable pedals (included with X2 and P1 Groups)	LEV	–	–	P	P	•	•
PEDALS – Non-adjustable	XAB	•	•	•	–	–	–
– Power-adjustable (included with H1 and X1 Groups)	XAP	–	P	P	•	–	–
– Power-adjustable with memory (included with X2 and P1 Groups)	XAM	–	–	P	P	•	•
SPEED CONTROL – Cruise control	NHM	•	•	•	•	•	•
– Adaptive Cruise Control with Stop™ (included with Safety and M1 Groups)	NH3	P	P	P	P	P	P
STEERING WHEELS – Urethane	SCF	•	•	–	–	–	–
– Leather-wrapped (included with H1 and Safety Groups)	SCV	P	P	–	•	–	–
– Leather-wrapped, perforated with Gray stitching	SCB	–	–	•	–	–	–
– Leather-wrapped with real wood	SCW	–	–	–	•	•	•
– Audio controls (included with leather-wrapped steering wheels)	ROZ	P	P	•	•	•	•
– Heated (included with H2, X1 or Comfort Groups)	NHS	–	P	P	•	•	•
SUNROOF (not available with Regular Cab; requires H2, X2 and P1 Groups)	GWA	–	0	0	0	0	0
UNIVERSAL GARAGE DOOR OPENER IN VISOR (included with H1 and X1 Groups)	XGD	–	P	P	•	•	•

## 2019 RAM 2500/3500 HEAVY DUTY

	SALES CODE	TRADESMAN®	BIG HORN/LONE STAR™	POWER WAGON®	LARAMIE®	LARAMIE LONGHORN®	LIMITED
CPOS		2TA	2TZ	2TP	2TH	2TK	2TM
<b>INTERIOR (continued)</b>							
WINDOWS – Manual (Regular Cab only)	JFB	•	–	–	–	–	–
– Power, front one-touch down (Regular Cab; included with L1 Group)	JPY	P	•	–	–	–	–
– Power, front one-touch up/down (Crew Cab and Mega Cab®)	JP3	•	•	•	•	•	•
– Rear, fixed	GJD	•	•	–	–	–	–
– Rear, manual-sliding (Regular Cab only; included with L2 and H1 Groups)	GFD	0/P	0/P	–	–	–	–
– Rear, power-sliding (Crew Cab and Mega Cab only; paired with defrost; included with L2 and H2 Groups)	GFE	P	P	•	•	•	•
– Rear window defroster (included with L2 and H2 Groups; paired with power-sliding rear window; optional with fixed rear glass on Tradesman and Big Horn/Lone Star™)	GFA	0/P	0/P	•	•	•	•
<b>UCONNECT® MULTIMEDIA</b>							
UCONNECT VOICE COMMAND – With Bluetooth®	XRB	•	•	•	•	•	•
COMPASS – Compass and temperature display (in radio)	JFJ	•	•	•	•	•	•
– GPS antenna input on radio (included with all radios)	JLP	P	P	P	P	P	P
CONNECTIVITY, RADIO – Auxiliary input, headphone jack	–	•	•	•	•	•	•
– Front Media Hub (one fully functional USB and one charging-only USB and one auxiliary input; each USB connection is a Type-A/C USB pair)	RSF	•	•	•	•	•	•
– Single-remote USB port – Charging-only (center armrest, Type-A)	RS3	•	•	•	•	•	•
– Dual-remote USB Media Hub (one fully functional USB and one charging-only USB; each USB connection is a Type-A/C USB pair; included with H2 and X2 Groups; not available with Regular Cab)	RS4	–	P	P	•	•	•
– Dual-remote USB Media Hub – Charging-only (two rear-seat-facing Type-A USB with charging-only connection points; included with X2 Group and P2 Group with *VL bench seat)	RS2	–	–	P	P	–	–
– USB host flip (included with 8.4-inch and 12-inch radios)	RF7	–	P	•	•	•	•
– Wireless charging pad (requires bucket seats and CD player; included with P2 and R1 Groups)	RFX	–	–	–	P	P	•
– Apple CarPlay™ (included with 8.4-inch and 12-inch radios)	RFP	–	P	•	•	•	•
– Android Auto™ (included with 8.4-inch and 12-inch radios)	RF5	–	P	•	•	•	•
MEDIA PLAYER – CD player, single-disc (included with X1 and P1 Groups and wireless charging pad)	RH1	0	0	P	P	•	•
POWER – 12-volt DC auxiliary power point	JJJ	•	•	•	•	•	•
– Front 115-volt 400-watt outlet (three-prong; requires L1 Group; included with H2 Group)	JKV	0	0/P	•	•	•	•
– Rear 115-volt 400-watt outlet (three-prong; included with H2 and X2 Groups)	JJN	–	P	P	•	•	•
– RamBox® 115-volt 400-watt outlet (three-prong), driver’s side (included with RamBox System)	JKV	P	P	P	P	P	•
– 400-watt inverter (included with JKV 115-volt outlet or RamBox System)	XHR	P	P	•	•	•	•
– Accessory delay	–	•	•	•	•	•	•
RADIOS – Uconnect 3 with 5-inch touchscreen display	UAA	•	•	–	–	–	–
– Uconnect 4 with 8.4-inch touchscreen display (optional with L1 Group on Tradesman; included with H1 Group)	UAM	0	0/P	•	•	–	–
– Uconnect 4 NAV with 8.4-inch touchscreen display (requires H1 and X1 Groups; included with P2 Group; not available with Regular Cab)	UAV	–	0	0	0/P	•	–
– Uconnect 4 NAV with 12-inch touchscreen display (requires X2 and P1 Groups; included with R1 and M1 Groups; late availability on Big Horn/Lone Star™)	UAX	–	0	0	0	0/P	•
SIRIUSXM® RADIO <sup>21</sup> (included with L2 and H1 Groups)	RSD	P	P	•	•	•	•
SIRIUSXM TRAFFIC PLUS <sup>21</sup> (included with 8.4-inch NAV or 12-inch NAV radios)	RTB	–	P	P	P	•	•
SIRIUSXM TRAVEL LINK <sup>22</sup> (included with 8.4-inch NAV or 12-inch NAV radios)	RSM	–	P	P	P	•	•
SIRIUSXM GUARDIAN™ <sup>23</sup> SOS/Assist/Cell Connection (included with 8.4-inch NAV or 12-inch NAV radios)	RSK	–	P	P	P	•	•
SIRIUSXM 360L <sup>24</sup> (included with 12-inch radio)	RTU	–	P	P	P	P	P
SPEAKER SYSTEMS, AUDIO – Base 4-speaker system (standard on Regular Cab Tradesman only)	RCD	•	–	–	–	–	–

• = Standard. 0 = Optional. P = Part of Package. – = Not available.



2019 RAM 2500/3500 HEAVY DUTY

	SALES CODE	TRADESMAN®	BIG HORN/LONE STAR® <sup>1</sup>	POWER WAGON®	LARAMIE®	LARAMIE LONGHORN®	LIMITED
CPOS		2TA	2TZ	2TP	2TH	2TK	2TM
<b>UCONNECT® MULTIMEDIA (continued)</b>							
- Base 6-speaker system (standard on Crew Cab and Mega Cab®)	RCG	/O	.	.	-	-	-
- Premium 7-speaker system, with center instrument-panel speaker and amplifier (Regular Cab only)	RCK	-	O	-	-	-	-
- Premium 10-speaker Surround Sound system (Crew Cab and Mega Cab; nine amplified speakers and one subwoofer; included with X2 Group; requires H1 Group)	RC3	-	O	O/P	.	.	.
- Premium 17-speaker Surround Sound system (Crew Cab and Mega Cab; requires X2 Group; included with P2, R1 and M1 Groups)	RCA	-	-	O	P	P	P
ACTIVE NOISE CONTROL SYSTEM (includes ATMM on gas engine only; included with 6.4L HEMI® V8 gas engine, not available with Regular Cab; included with 6.7L Cummins® Turbo Diesel engines, Crew Cab and Mega Cab; included with L1 Group on Regular Cab only)	JLW	P	P	P	P	P	P
<b>TIRES</b>							
TIRES - 2500 - LT245/70R17E BSW Firestone® Transforce HT All-Season (2500 only)	TWD	.	-	-	-	-	-
- LT285/70R17D OWL Goodyear® Wrangler DuraTrac® All-Terrain (included with Power Wagon Package)	TW2	P	-	.	-	-	-
2500 AND 3500 SINGLE REAR WHEEL - LT275/70R18E BSW Firestone Transforce HT All-Season (included with Chrome Appearance Group on Tradesman with 18-inch steel wheel)	TCN	P	.	-	.	.	-
- LT275/70R18E OWL Firestone Transforce AT On-/Off-Road (included with Snow Chief Group; Off-Road Group if 18-inch wheels)	TCP	O/P	O/P	-	O/P	O/P	O/P
- LT285/60R20E OWL Firestone Transforce AT On-/Off-Road (included with 20-inch wheels; not available with Regular Cab)	TEA	-	P	-	P	P	.
3500 DUAL REAR WHEEL - LT235/80R17E BSW All-Season	TV2	.	.	-	.	.	.
- LT235/80R17E OWL On-/Off-Road	TV3	O	O	-	O	O	O
TIRES, SPARE - Full-size, matching	TBB	.	.	.	.	.	.
- Full-size, delete (included with Box Delete)	TBF	P	P	-	.	.	.
- Full-size, add (requires Box Delete)	TBE	O	O	-	-	-	-
- Carrier	TBM	.	.	.	.	.	.
<b>SAFETY, SECURITY &amp; CONVENIENCE</b>							
AIR BAGS® - Advanced multistage front	CG3	.	.	.	.	.	.
- Supplemental side-curtain	CGS	.	.	.	.	.	.
- Supplemental side-seat	CJ1	.	.	.	.	.	.
CAMERAS - ParkView® Rear Back-Up Camera <sup>11</sup> (not available with Surround-View Camera System <sup>11</sup> )	XAC	.	.	.	.	.	.
- Surround-View Camera System <sup>11</sup> (includes dynamic front tire lines on Power Wagon only; included with Towing Technology and M1 Groups; requires Blind Spot Monitoring <sup>39</sup> and Cargo-View Camera <sup>11</sup> ; not available with Pickup Box Delete or Regular Cab)	XAK	-	P	P	P	P	P
- Cargo-View Camera <sup>11</sup> with LED CHMSL and Cargo Box Illumination (includes dynamic centerline with Surround-View Camera System <sup>11</sup> ; requires 8.4-inch or 12-inch radio and H1 Group on Big Horn/Lone Star <sup>27</sup> ; not available with incandescent CHMSL lamp; not available with Regular Cab; included with Max Tow Package and Towing Technology Group)	LPD	-	O/P	O/P	O/P	O/P	O/P
- Auxiliary (Trailer) Camera Prep (late availability) provides in-cab wiring, camera HDMI in radio, 7-/12-pin rear bumper connector, and/or 7-/12-pin pickup bed connector (included with Fifth-Wheel/Gooseneck Prep Group; auxiliary camera available separately as Mopar® accessory)	XFQ	O	O	O	O	O	-
- Auxiliary (Trailer) Camera System, wired (late availability; Mopar accessory available at dealer; requires 8.4-inch or 12-inch radio, Auxiliary Camera Prep and H1 Group; single-camera compatibility; not available with CHMSL Camera without Surround-View Camera System <sup>11</sup> )	-	-	O	O	O	O	O

2019 RAM 2500/3500 HEAVY DUTY

	SALES CODE	TRADESMAN®	BIG HORN/LONE STAR® <sup>1</sup>	POWER WAGON®	LARAMIE®	LARAMIE LONGHORN®	LIMITED
CPOS		2TA	2TZ	2TP	2TH	2TK	2TM
<b>FEATURES, SAFETY &amp; SECURITY</b>							
BLIND SPOT MONITORING <sup>39</sup> WITH REAR CROSS-PATH DETECTION <sup>11</sup> (included with Safety Group, P1 Group on Laramie, R1 Group on Laramie Longhorn, Surround-View Camera System <sup>11</sup> and Towing Technology Group)	XAN	P	O/P	O/P	O/P	O/P	.
FULL-SPEED FORWARD COLLISION WARNING PLUS <sup>39</sup> - With Auto Emergency Braking (included with Safety and M1 Groups)	LSU	P	P	P	P	P	P
TRAILER REVERSE GUIDANCE <sup>11</sup> - Included with Surround-View Camera System <sup>11</sup>	XPU	-	P	P	P	P	P
ADAPTIVE CRUISE CONTROL WITH STOP <sup>35</sup> (included with Safety and M1 Groups)	NH3	P	P	P	P	P	P
HILL DESCENT CONTROL (included with Off-Road Group)	BNH	P	P	.	P	P	P
BACK-UP ALARM <sup>11</sup> - Audible alarm when vehicle is in Reverse	XAW	O	O	O	O	O	O
DOT SAFETY KIT (included with Max Tow Package)	ACL	O/P	O/P	O	O/P	O/P	O/P
PARKING SENSORS - ParkSense® Rear Park Assist <sup>11</sup>	XAA	O	O	-	-	-	-
- ParkSense Front and Rear Park Assist <sup>11</sup> (included with H2 Group)	XAG	-	O/P	.	.	.	.
RESTRAINTS - Front, height-adjustable three-point seat belts (outboard positions only)	CGD	.	.	.	.	.	.
LATCH - Child Seat Anchor System	CGU	.	.	.	.	.	.
SECURITY - Sentry Key® Theft Deterrent System - Engine immobilizer	GXX	.	.	.	.	.	.
- Security alarm <sup>38</sup> (included with H2 and X2 Groups)	LSA	-	O/P	O/P	.	.	.
TIRE PRESSURE MONITOR - Tire Pressure Monitoring System (TPMS), cluster display (2500 only)	XGM	.	.	.	.	.	.
- Tire Pressure Information system, cluster display (3500 only)	XBT	.	.	-	.	.	.
- Selectable Tire Fill Alert (STFA) (included with 8.4-inch or 12-inch radios)	LA5	-	P	P	.	.	.
- Tire Fill Alert	LAW	.	.	.	.	.	.
TRAILER BRAKE CONTROLLER - Electronic trailer brake controller (ITBM; included with Max Tow Package)	XHC	O/P	.	.	.	.	.
<b>EQUIPMENT GROUPS</b>							
TRADESMAN LEVEL 1 EQUIPMENT GROUP (L1) - Includes overhead console, incandescent lighting (Regular Cab only), 1-touch down power windows (Regular Cab only), speed-sensitive power door locks (Regular Cab only), premium vinyl door trim (Regular Cab only), 6 x 9-inch power/heated mirrors (Black; 2500 Regular Cab only), trailer-tow mirrors, power/heated/puddle/turn/manual-folding mirrors (Black; 3500 Regular Cab only), Remote Keyless Entry and Satin Chrome, polished interior door handle	A61	O	-	-	-	-	-
TRADESMAN LEVEL 2 EQUIPMENT GROUP (L2) - Includes L1 Group, *V9 cloth seats, carpet floor covering, front (Regular Cab) and rear (Crew Cab) carpeted floor mats, manual-sliding rear window (Regular Cab only), power-sliding rear window (Crew Cab), rear window defroster (Crew Cab only) and SiriusXM® Radio <sup>21</sup>	A6B	O	-	-	-	-	-
BIG HORN/LONE STAR <sup>27</sup> LEVEL 1 EQUIPMENT GROUP (H1) - Includes 18-inch polished cast-aluminum wheels (SRW only), halogen fog lamps, Black power/heated/puddle/turn/power-folding exterior mirrors, *M9 premium cloth seats, Uconnect® 8.4-inch touchscreen display (AM/FM/SAT <sup>23</sup> /Bluetooth®), SiriusXM Radio <sup>21</sup> leather-wrapped steering wheel with audio controls, cluster display, 3.5-inch Driver Information Display, color, interior mirror, rearview, auto-dimming, visor, driver and passenger side, with illuminated vanity mirror, Universal Garage Door Opener in visor, switchable dome lamp, footwell lighting, upper closed glove box with painted door and Big Horn/Lone Star <sup>27</sup> badge, lighting, glove boxes, power-adjustable pedals, storage, rear in-floor boxes (Crew Cab only), fold-flat load floor (Crew Cab only), manual-sliding rear window (Regular Cab only) and foam bottle inserts (front doors only)	A62	-	O	-	-	-	-
LEVEL 2 EQUIPMENT GROUP (H2) - Includes H1 Group, 7-inch Driver Information Display, color cluster display, key fob-activated Remote Start <sup>28</sup> security alarm <sup>38</sup> ParkSense Front and Rear Park Assist System <sup>11</sup> (six rear sensors with DRW), heated front seats, heated steering wheel, Dual-Zone Automatic Temperature Control (not available with Regular Cab), power-sliding rear window (Crew Cab and Mega Cab® only), rear window defroster (Crew Cab and Mega Cab only), dual remote USB ports (charging only; not available with Regular Cab), 115-volt 400-watt AC power outlets (front, rear; rear not available with Regular Cab) and damped tailgate	A63	-	O	-	-	-	-
POWER WAGON LEVEL 1 EQUIPMENT GROUP (X1) - Includes single-disc CD player, key fob-activated Remote Start <sup>28</sup> power-adjustable pedals, perforated leather steering wheel with audio controls/Gray stitching/heat, heated front seats, storage, rear in-floor boxes (Crew Cab only), Universal Garage Door Opener in visor, driver and passenger-side, with illuminated vanity mirror, foam bottle inserts (front doors only) and power release tailgate	A64	-	-	O	-	-	-

\* = Standard. O = Optional. P = Part of Package. - = Not available.

2019 RAM 2500/3500 HEAVY DUTY

	SALES CODE	TRADESMAN®	BIG HORN®/LONE STAR®	POWER WAGON®	LARAMIE®	LARAMIE LONGHORN®	LIMITED
CPOS		2TA	2TZ	2TP	2TH	2TK	2TM
<b>EQUIPMENT GROUPS (continued)</b>							
POWER WAGON LEVEL 2 EQUIPMENT GROUP (X2) – Includes X1 Group, *ZL leather-trimmed seats, premium audio (nine speakers and one subwoofer), power/heated/puddle/turn/memory/power-folding/power-convex/trailer spotter light (Black), trailer-tow mirrors, power-adjustable pedals with memory, memory for radio/driver seat/mirrors/pedals, Auto High-Beam Headlamp Control, rain-sensitive wipers, LED interior accent lighting, Dual-Zone Automatic Temperature Control, remote proximity (passive) Keyless Entry, dual-remote USB ports (charging only), 115-volt 400-watt AC power outlet (rear) and security alarm <sup>26</sup>	A65	-	-	0	-	-	-
LARAMIE LEVEL 1 EQUIPMENT GROUP (P1) – Includes Auto High-Beam Headlamp Control, rain-sensitive wipers, power-release tailgate, storage, rear in-floor boxes (Crew Cab only), foam bottle inserts (front doors only), single-disc CD player, ventilated onboard seating positions (three adjustment levels), memory for radio/driver seat/mirrors/pedals, 6 x 9-inch power/heated (Black) mirrors, power-adjustable pedals and Blind Spot Monitoring <sup>26</sup> with Rear Cross-Path Detection <sup>1</sup>	A66	-	-	-	0	-	-
LARAMIE LEVEL 2 EQUIPMENT GROUP (P2) – Includes P1 Group, heated rear seat (with three adjustment levels), dual-remote USB ports (charging-only), wireless charging pad (with bucket seats only), Uconnect® 8.4-inch touchscreen display (AM/FM/SAT <sup>27</sup> /Bluetooth®/NAV/Voice) and premium 17-speaker Surround Sound system	A67	-	-	-	0	-	-
LARAMIE LONGHORN LEVEL 1 EQUIPMENT GROUP (R1) – Includes Blind Spot Monitoring <sup>26</sup> with Rear Cross-Path Detection <sup>1</sup> ; Uconnect 12-inch touchscreen display with AM/FM/BT/SXM <sup>27</sup> /NAV/HD/Cell, premium 17-speaker Surround Sound system, wireless charging pad and power running boards	A68	-	-	-	-	0	-
LIMITED LEVEL 1 EQUIPMENT GROUP (M1) – Includes Surround-View Camera System <sup>11</sup> ; Full-Speed Forward Collision Warning Plus with Auto Emergency Braking <sup>28</sup> ; Adaptive Cruise Control with Stop <sup>25</sup> ; premium 17-speaker Surround Sound system and Trailer Reverse Guidance <sup>11</sup> (included with Surround-View Camera System <sup>11</sup> )	A69	-	-	-	-	-	0
<b>APPEARANCE PACKAGES</b>							
SPORT APPEARANCE PACKAGE – Includes Monotone paint, body-color door handles, body-color front and rear bumpers, upper header/lower appliqué painted in body-color, interior, Black with Black headliner, Black interior accents (Piano Silverline instrument panel, door and console trim on Laramie only), ParkSense® Front and Rear Park Assist <sup>11</sup> system (six rear sensors with DRW; Big Horn/Lone Star <sup>27</sup> only; standard on Laramie), and 17-inch polished aluminum wheels (Big Horn/Lone Star <sup>27</sup> DRW only)	A6F	-	0	-	0	-	-
NIGHT EDITION PACKAGE – Includes Sport Appearance Package, tow hooks, Black 20-inch wheels (SRW only), LT285/60R20E OWL Firestone® Transforce AT On-/Off-Road tires (SRW only), Black mirrors, Black headlamp bezel, Black taillamp bezel, body-color grille, Black badges and ParkSense Front and Rear Park Assist <sup>11</sup>	ASH	-	0	-	0	-	-
BLACK APPEARANCE PACKAGE – Includes Sport Appearance Package, tow hooks, Black 20-inch wheels (SRW only), LT285/60R20E OWL Firestone Transforce AT On-/Off-Road tires (SRW only), Black mirrors, Black headlamp bezel, Black taillamp bezel, body-color grille, Black badges and ParkSense Front and Rear Park Assist <sup>11</sup>	ALC	-	0	-	0	-	-
CHROME APPEARANCE GROUP (TRADESMAN) – Includes chrome front and rear bumpers, chrome upper header/lower appliqué, Tradesman grille with chrome nostrils, steel chrome-clad wheels, 18 x 8-inch (single rear wheel) and steel wheel with chrome finish, 17 x 6-inch (dual rear wheel)	AMP	0	-	-	-	-	-
CHROME APPEARANCE GROUP (LARAMIE) – Includes flat wheel-to-wheel side steps, chrome belt molding and chrome tow hooks	AMP	-	-	-	0	-	-
BODY-COLOR BUMPER GROUP – Includes front and rear bumpers, painted body-color (not available with two-tone Laramie Longhorn)	ALN	-	-	-	-	0	0

2019 RAM 2500/3500 HEAVY DUTY

	SALES CODE	TRADESMAN®	BIG HORN®/LONE STAR®	POWER WAGON®	LARAMIE®	LARAMIE LONGHORN®	LIMITED
CPOS		2TA	2TZ	2TP	2TH	2TK	2TM
<b>OPTION GROUPS</b>							
BED UTILITY GROUP – Includes pickup box lighting, spray-in bedliner and rear, deployable bed step (optional on L1, H1, X1, P1 and R1 Groups)	ANT	0	0	0	0	-	-
HEATED SEAT AND WHEEL GROUP – Includes heated front seats and heated leather-wrapped steering wheel	AGF	-	0	-	-	-	-
COLD WEATHER GROUP – Includes block heater and winter front grille cover (diesel only)	ADE	0	0	-	0	0	0
DUAL REAR WHEEL GROUP – Includes rear wheelhouse liners, cab-mounted, LED clearance lamps, and box- and rear-fender-mounted, LED clearance lamps (3500 only; included with Max Tow Package)	WLA	0/P	0/P	-	0/P	0/P	0/P
FIFTH-WHEEL/GOOSENECK PREP GROUP – Includes bed-mounted 7-pin connector, mounting holes for Fifth-Wheel Hitch and Gooseneck Ball and mounting hole covers (included with Max Tow Package)	AHU	0/P	0/P	-	0/P	0/P	0/P
MAX TOW PACKAGE – Includes 30K Fifth-Wheel Hitch, Auto-Level Rear Air Suspension, Fifth-Wheel/Gooseneck Prep Group, Cargo-View Camera <sup>11</sup> ; trailer brake controller, daytime running lamps and DOT Safety Kit (3500 only; requires 6.7L High Output Cummins® diesel engine with 6-speed AISIN® transmission, 4.10 axle ratio and dual rear wheels)	AJL	0	0	-	0	0	0
OFF-ROAD GROUP – Includes front/rear Bilstein® shocks, transfer case skid plate, tow hooks, Hill Descent Control, all-terrain tires and off-road decal (2500 4x4 only)	ARC	0	0	-	0	0	0
PREMIUM LIGHTING GROUP – Includes LED headlamps, LED taillamps and LED fog lamps	AD6	P	P/O	-	-	-	-
PROTECTION GROUP – Includes tow hooks and transfer case skid plate (4x4 only)	ADB	0	0	-	0	0	0
POWER WAGON PACKAGE – Includes Ram Articulate® front suspension, front/rear Bilstein shocks, Hill Descent Control, Tru-Lok® front and rear axles, 4.10 axle ratio, tow hooks, fuel tank skid plate, transfer case skid plate, front electric winch, Black wheel flares, fog lamps, chrome front and rear bumpers, front disconnecting stabilizer bar, 17-inch aluminum Power Wagon wheel, LT285/70R17 OWL Goodyear® Wrangler DuraTrac® All-Terrain tires and rear wheel well liners (2500: gas engine; Crew Cab: 4x4 only)	ACE	0	-	-	-	-	-
RAMBOX® UTILITY GROUP – Includes stowable bed divider and upper cargo rail system (optional with RamBox on L2, H1, X1, P1 and R1 Groups)	AMB	0	0	0	0	0	-
SNOW PLOW PREP GROUP – Includes 220-amp alternator and transfer case skid plate (4x4 only)	AHD	0	0	-	0	0	0
SNOW CHIEF GROUP – Includes 220-amp alternator, antispin rear differential, instrument-panel-mounted auxiliary switches, LED clearance lamps, LT275/70R18E OWL On-/Off-Road tires (if 18-inch wheels) and transfer case skid plate (not available with 4x2, DRW models and Night Edition Package)	AD2	0	0	-	0	0	0
SAFETY GROUP – Includes Blind Spot Monitoring <sup>26</sup> with Rear Cross-Path Detection <sup>1</sup> ; mid-level LED headlamps (Tradesman and Big Horn/Lone Star <sup>27</sup> ), premium taillamps (Tradesman and Big Horn/Lone Star <sup>27</sup> ), premium LED fog lamps (Tradesman and Big Horn/Lone Star <sup>27</sup> ), rain-sensitive wipers, Auto High-Beam Headlamp Control, Full-Speed Forward Collision Warning Plus with Auto Emergency Braking <sup>28</sup> and Adaptive Cruise Control with Stop <sup>25</sup> (requires L1 Group and Trailer Brake Controller (XHC) on Tradesman)	AAU	0	0	0	0	0	0
TOWING TECHNOLOGY GROUP – Includes Surround-View Camera System <sup>11</sup> ; Cargo-View Camera <sup>11</sup> with Dynamic Grid Lines, Trailer Reverse Guidance <sup>11</sup> ; trailer-tow mirror with trailer spot lamp, and Blind Spot Monitoring <sup>26</sup> with Rear Cross-Path Detection <sup>1</sup> (requires 8.4-inch or 12-inch radio; requires L1, H1, X1, P1 and R1 Equipment Groups)	AAN	0	0	0	0	0	-

\* = Standard. 0 = Optional. P = Part of Package. - = Not available.

RAM 2500/3500 PICKUP TOWING AND PAYLOAD

MAXIMUM LOADED TRAILER WEIGHTS<sup>15</sup>

2500	POWERTRAIN	AXLE RATIO	GCWR <sup>6</sup>	REGULAR CAB		CREW CAB				MEGA CAB <sup>®</sup>
				8' BOX		6' 4" BOX		8' BOX		6' 4" BOX
				4x2	4x4	4x2	4x4	4x2	4x4	4x4
6.4L HEMI <sup>™</sup> V8 / 8HP75 8-SPEED		3.73	21,500	15,080	14,710	14,680	14,410	14,580	14,220	14,000
		4.10	18,000				10,620			
		4.10	24,000	17,580	17,210	17,180	16,910	17,080	16,720	16,500
6.7L CUMMINS <sup>™</sup> TURBO DIESEL I-6 / 6BRFE 6-SPEED		3.73	27,000	19,780	19,350	19,350	19,040	19,200		
		3.73	25,525						17,390	
		3.73	25,265							16,520

3500	POWERTRAIN	AXLE RATIO	GCWR <sup>6</sup>	REGULAR CAB				CREW CAB				MEGA CAB			
				8' BOX		8' BOX DRW		6' 4" BOX		8' BOX		8' BOX DRW		6' 4" BOX	6' 4" BOX DRW
				4x2	4x4	4x2	4x4	4x2	4x4	4x2	4x4	4x2	4x4	4x4	4x4
6.4L HEMI V8 / 66RFE 6-SPEED		3.73	21,500	14,990	14,630	14,710	14,310	14,630	14,300	14,460	14,110	14,080	13,710	14,050	13,660
		4.10	24,000	17,490	17,130			17,130	16,800	16,960	16,610			16,550	
		4.10	25,000			18,210	17,810					17,580	17,210		17,160
6.7L CUMMINS TURBO DIESEL I-6 / 6BRFE 6-SPEED		3.73	28,300	21,030	20,640	20,740	20,220	20,590	20,370	20,450	20,110	20,000	19,670	19,860	19,500
		4.10	30,300			22,740	22,220					22,000	21,670		21,500
6.7L CUMMINS HIGH OUTPUT TURBO DIESEL I-6 / AISIN <sup>™</sup> 6-SPEED		3.73	32,240					24,320							
		3.73	32,580						24,490						
		3.73	32,710											24,060	
		3.73	33,610							25,150					
		3.73	33,670							25,650					
		3.73	34,540		26,440										
		3.73	34,630	26,990											
		3.73	41,600			33,700	33,290					33,080	32,730		32,550
	4.10	43,000			35,100	34,690					34,480	34,130		33,020	

DRW = Dual Rear Wheel | Weights given in lb | Numbers in a **black box** reflect max ratings. Payload and Max Trailer Weights are ESTIMATED values and rounded to the nearest 10 lb. Payload = GVWR minus Base Weight. Payload and Trailer Weight Ratings are mutually exclusive. GAWRs, GVWRs and GCWRs should never be exceeded. Trailer Weight Rating and Tow Vehicle Trailing Weight are calculated as specified in SAE J2807. Passenger Weight = 300 lb. Options Weight = 100 lb. Trailing Equipment Weight: 75 lb for conventional hitch, 70 lb for gooseneck and 250 lb for fifth-wheel. Tongue weight: 10 percent of the gross trailer weight for conventional hitch, 15 percent of the gross trailer weight for a fifth-wheel or gooseneck hitch. Payload and GAWR should never be exceeded and must account for all of the above weights, including the appropriate trailering equipment and tongue weight. Box-Off Body Completion Weight = 80 lb per foot from end of cab to end of frame. The maximum tongue weight for Class V hitch receiver is limited to 1,800 lb. A fifth-wheel or gooseneck hitch is required for trailers over 18,000 lb. 13,800-lb GVWR stated for Regular Cab, 4x2, 6.4L HEMI V8 with 4.10 axle ratio applies to Tradesman<sup>®</sup> and ST packages only. For all other price classes for this configuration (Regular Cab, 4x2, 6.4L HEMI V8 with 4.10 axle ratio), the GVWR is 13,700 lb.

MAXIMUM PAYLOAD CAPACITIES<sup>15</sup>

2500	POWERTRAIN	GCWR <sup>6</sup>	REGULAR CAB		CREW CAB				MEGA CAB
			8' BOX		6' 4" BOX		8' BOX		6' 4" BOX
			4x2	4x4	4x2	4x4	4x2	4x4	4x4
6.4L HEMI V8 / 8HP75 8-SPEED		8,565						1,660	
		10,000	4,050	3,680	3,650	3,380	3,550		3,190
6.7L CUMMINS TURBO DIESEL I-6 / 6BRFE 6-SPEED		10,000	3,260	2,830	2,820	2,520	2,680		2,340

3500	POWERTRAIN	GCWR <sup>6</sup>	REGULAR CAB				CREW CAB				MEGA CAB			
			8' BOX		8' BOX DRW		6' 4" BOX		8' BOX		8' BOX DRW		6' 4" BOX	6' 4" BOX DRW
			4x2	4x4	4x2	4x4	4x2	4x4	4x2	4x4	4x2	4x4	4x4	4x4
6.4L HEMI V8 / 8HP75 8-SPEED		10,700	4,660					4,300						
		11,000		4,600					4,270					
		11,100								4,530				
		11,400									4,480			4,420
		14,000			7,680	7,280						7,050	6,680	6,630
6.7L CUMMINS TURBO DIESEL I-6 / 6BRFE 6-SPEED		11,500	4,700					4,260						
		11,800		4,610					4,340					
		12,000								4,620				
		12,300									4,580		4,330	5,670
6.7L CUMMINS HIGH OUTPUT TURBO DIESEL I-6 / AISIN <sup>™</sup> 6-SPEED		14,000		6,910	6,390						6,170	5,840		
		11,500	4,520					4,120						
		11,800		4,460					4,180					
		12,000								4,470				
	12,300									4,420		4,220		
	14,000			6,570	6,160						5,950	5,600		5,420

DRW = Dual Rear Wheel | Weights given in lb | Numbers in a **black box** reflect max ratings. Payload and Max Trailer Weights are ESTIMATED values and rounded to the nearest 10 lb. Payload = GVWR minus Base Weight. Payload and Trailer Weight Ratings are mutually exclusive. GAWRs, GVWRs and GCWRs should never be exceeded. 3500 Regular Cab, 4x2, 6.4L HEMI V8 with 4.10 axle ratio, GVWR of 13,800 lb applies to Tradesman Package only. For all other price classes for this configuration (Regular Cab, 4x2, 6.4L HEMI V8 with 4.10 axle ratio), the GVWR is 13,700 lb.

# RAM 1500

**MOTORTREND**  
TRUCK OF THE YEAR **2019**



## RAM 1500



18-inch Painted Steel  
Standard on Tradesman®  
(WBF)



18-inch Painted  
Cast-Aluminum  
Standard on  
Big Horn® / Lone Star<sup>27</sup>  
Included with  
Max Towing Package on  
Tradesman and Laramie®  
(WBB)



18-inch Premium Painted  
Cast-Aluminum  
Optional or included  
with Chrome Appearance  
Package on Tradesman  
Included with  
Off-Road Group on  
Big Horn / Lone Star<sup>27</sup>  
(WBD)



18-inch Painted / Polished  
Black Finish Cast-Aluminum  
Standard on Rebel®  
(WBT)



18-inch Cast-Aluminum  
Standard on Laramie®  
(WBC)



20-inch Chrome-Clad  
Cast-Aluminum  
Optional on  
Big Horn® / Lone Star<sup>27</sup>  
(WRK)



20-inch Black Painted  
Cast-Aluminum  
Included with  
Black Appearance Package on  
Big Horn / Lone Star<sup>27</sup>  
(WRW)



20-inch Premium  
Chrome-Clad Cast-Aluminum  
Optional on  
Big Horn / Lone Star<sup>27</sup>  
(WRD)



20-inch Premium Painted /  
Polished Cast-Aluminum  
Optional on Laramie with  
P1 or P2 Groups  
(WRB)



20-inch Premium Painted /  
Polished / Insert  
Cast-Aluminum  
Included with  
Sport Appearance Package  
on Laramie  
(WRJ)



20-inch Premium Painted /  
Polished Cast-Aluminum  
Standard on  
Laramie Longhorn®  
(WRU)



20-inch Premium Painted /  
Polished Cast-Aluminum  
Included with two-tone paint  
on Laramie Longhorn  
(WRC)



20-inch Premium Painted /  
Partially Clad Cast-Aluminum  
Standard on Limited  
(WRR)



22-inch Polished / Premium  
Painted Cast-Aluminum  
Optional on Laramie with  
Sport Appearance Package  
Included on Laramie with  
Black Appearance Package  
(WPM)



22-inch Premium Painted  
Cast-Aluminum  
Optional on monotone  
Laramie Longhorn® or Limited  
(WPZ)

## 2019 RAM 1500

	SALES CODE	TRADESMAN®		BIG HORN® / LONE STAR®		REBEL®		LARAMIE™		LARAMIE LONGHORN®		LIMITED
		A	E	Z	W	H	K	M				
CPOS												
<b>ENGINES / TRANSMISSIONS</b>												
3.6L Pentastar® V6 with eTorque / 8-speed Automatic	ERG/DFT	.	.	.	.	.	.	.	.	.	.	.
5.7L HEMI® V8 / 8-speed Automatic	EZH/DFR	0	-	0	0	0	0	0	0	0	0	0
5.7L HEMI V8 with eTorque / 8-speed Automatic	EZL/DFV	0	-	0	0	0	0	0	0	0	0	0
BODY MODEL – Quad Cab® 6' 4" box – 140.5-inch wheelbase (on Rebel models, only available as 4x4)	4L	.	.	.	.	.	.	.	.	.	.	.
– Crew Cab 5' 7" box	98	0	-	0	0	0	.	.	.	.	.	.
– Crew Cab 6' 4" box	9L	0	-	0	-	0	0	0	0	0	0	0
DRIVE SYSTEM – 4x2	1	.	.	.	.	.	.	.	.	.	.	.
– 4x4	6	0	-	0	0	0	0	0	0	0	0	0
<b>MECHANICAL FEATURES</b>												
ALTERNATORS – 180-amp (included with 5.7L HEMI V8)	BAD	P	-	P	-	-	-	-	-	-	-	-
– 220-amp (included with 5.7L HEMI V8 if equipped with 400-watt inverter or RamBox® System)	BAJ	P	-	P	P	P	P	P	P	P	P	P
REAR AXLE – 3.21 axle ratio	DMC	.	.	.	.	.	.	.	.	.	.	.
– 3.55 axle ratio	DMD	0	-	0	-	0	0	0	0	0	0	0
– 3.92 axle ratio	DMH	0	-	0	-	0	0	0	0	0	0	0
– Electronic locking differential – For raised ride height, available on all axle ratios; for standard ride height, available only on 3.92 axle ratio; included with Off-Road Group	DSH	0/P	-	0/P	-	0/P	0/P	0/P	0/P	0/P	0/P	0/P
– Antispin differential (electronic locking and antispin are mutually exclusive)	DSA	0	-	0	-	0	0	0	0	0	0	0
BATTERY – 730-amp	BCN	.	.	.	.	.	.	.	.	.	.	.
ENGINE COOLING – Standard (included with 3.6L Pentastar V6)	NMB	.	.	.	.	.	.	.	.	.	.	.
– Heavy-duty (included with 5.7L HEMI V8)	NMC	P	-	P	P	P	P	P	P	P	P	P
FUEL FILL – Capless with secondary seal	XJM	.	.	.	.	.	.	.	.	.	.	.
FUEL TANK – 26-gallon	NFW	/P	-	/P	/P	/P	.	.	.	.	.	.
– 23-gallon (included with HFE models; standard with 3.6L Pentastar V6 Quad Cab; not available with 3.6L Pentastar V6 Crew Cab; included with 5.7L HEMI V8 eTorque 4x4 Crew Cab short box on Tradesman, Big Horn / Lone Star®, Rebel and Laramie)	N5F	/P	-	/P	/P	/P	.	.	.	.	.	.
– 26-gallon (optional with H2, X2 and P2 Packages on 5.7L HEMI V8 eTorque 4x4 Crew Cab short box on Big Horn / Lone Star®, Rebel and Laramie)	NG9	-	-	0	-	-	-	-	-	-	-	-
– 33-gallon (included with 8' box models; not available on Regular Cab short box models; optional with H1, H2, X1, X2, P1 and P2 Packages)	NFF	0	-	0	0	0	0	0	0	0	0	0
GRILLE SHUTTERS – Active	MDX	.	.	.	.	.	.	.	.	.	.	.
SHOCK ABSORBERS – Front, heavy-duty	SFB	.	.	.	.	.	.	.	.	.	.	.
– Off-road (included with Off-Road Group)	SFD	P	-	P	P	P	P	P	P	P	P	P
– Bilstein® shocks	SFC	-	-	-	-	-	-	-	-	-	-	-
– Rear – Heavy-duty	SCB	.	.	.	.	.	.	.	.	.	.	.
– Off-road (included with Off-Road Group)	SGD	P	-	P	-	P	P	P	P	P	P	P
– Bilstein shocks	SGC	-	-	-	-	-	-	-	-	-	-	-
STEERING – Electronic power (rack and pinion)	SBL	.	.	.	.	.	.	.	.	.	.	.
SUSPENSION – Front, upper and lower A-arms, coil springs, twin-tube shocks	-	.	.	.	.	.	.	.	.	.	.	.
– Rear, 5-link, coil-springs, twin-tube shocks	-	.	.	.	.	.	.	.	.	.	.	.
– Active-Level™ Four-Corner Air Suspension System (not available on Regular Cab models; optional with L1, H1, H2, X1, X2, P1 and P2 Packages; optional on Rebel 4x4 Crew Cab with X1 and X2 Packages with 5.7L HEMI V8 only)	SER	0	-	0	0	0	0	0	0	0	0	0
TRANSFER CASE (4x4 only) – Electronic part-time	DH9	.	.	.	.	.	.	.	.	.	.	.
– Electronic on-demand	DH8	-	-	-	-	-	-	-	-	-	-	-
<b>EXTERIOR FEATURES</b>												
AIR DAM – Fixed (included with air suspension and Off-Road Group)	MXA	.	.	/P	.	/P	/P	.	.	.	.	.
– Active (not available with air suspension)	MXB	.	.	.	.	.	.	.	.	.	.	.
ANTENNA – Shark fin (AM/FM/SXM®/GPS)	RD3/JLP	.	.	.	.	.	.	.	.	.	.	.
BED RAIL CAPS – Black	-	.	.	.	.	.	.	.	.	.	.	.
BEDLINER – Spray-in (included with Tradesman Group; included with Bed Utility Group on Big Horn / Lone Star® and Laramie)	XMF	P	-	P	0	P	.	.	.	.	.	.
– Spray-in Delete	XM9	-	-	-	-	0	0	.	.	.	.	.
BODY-SIDE MOLDINGS – Chrome	MJB	-	-	-	-	-	-	-	-	-	-	-
BLACK DAYLIGHT OPENING MOLDINGS	-	.	.	.	.	.	.	.	.	.	.	.
CHROME DAYLIGHT OPENING MOLDINGS (included with Chrome Appearance Package on Laramie)	MMF	-	-	-	-	P	.	.	.	.	.	.
BUMPERS – Front, Black	MB1	-	-	-	-	-	-	-	-	-	-	-
– Chrome (included with Chrome Appearance Package)	MCT	P	.	.	.	.	.	.	.	.	.	.
– Painted, rugged with unique steel powder-coated lower bumper	MCS	-	-	-	-	-	-	-	-	-	-	-
– Painted Walnut Brown	MBU	-	-	-	-	-	-	P	-	-	-	-
– Painted body-color (included with Sport and Black Appearance Packages)	MBP	-	-	P	-	P	-	-	-	-	-	-
– Rear, Black	MBN	.	.	.	.	.	.	.	.	.	.	.
– Chrome (included with Chrome Appearance Package)	MBF	P	.	.	.	.	.	.	.	.	.	.
– Rugged with unique finish	MBS	-	-	-	-	-	-	-	-	-	-	-

## 2019 RAM 1500

	SALES CODE	TRADESMAN®		BIG HORN® / LONE STAR®		REBEL®		LARAMIE™		LARAMIE LONGHORN®		LIMITED
		A	E	Z	W	H	K	M				
CPOS												
<b>EXTERIOR FEATURES (continued)</b>												
– Painted body-color (included with Sport and Black Appearance Packages)	MBQ	-	-	P	-	P	-	-	-	-	-	-
– Painted Walnut Brown	MBV	-	-	-	-	-	-	-	P	-	-	-
DOOR HANDLES – Black	MNA	.	.	.	.	.	.	.	.	.	.	.
– Chrome insert	MNE	-	-	-	-	-	-	-	.	.	.	.
– Body-color (included with Sport Appearance Package)	MNK	-	-	P	.	P	-	-	-	-	-	-
EXHAUST – Single	-	.	.	.	.	.	.	.	.	.	.	.
– Dual, bright tip (included with 5.7L HEMI® V8 on Big Horn / Lone Star® and up; not available with dual Black tip exhaust)	NER	-	-	-	P	-	P	P	P	P	P	P
– Dual, Black tip (included with 5.7L HEMI V8 on Black Appearance Package; included with 5.7L HEMI V8 on Rebel models)	NEP	-	-	P	P	P	-	-	-	-	-	-
FOG LAMPS – Incandescent	LNJ	-	-	S	-	-	-	-	-	-	-	-
– LED (included with Premium Lighting Group)	LNW	-	-	-	P	.	.	.	.	.	.	.
GLASS – Tinted windows	GAC	.	.	.	.	.	.	.	.	.	.	.
– Privacy glass/deep-tint sunscreen (rear door)	GEQ	.	.	.	.	.	.	.	.	.	.	.
– Acoustic laminated glass (front door)	GAQ	.	.	.	.	.	.	.	.	.	.	.
GRILLE – Black surround, Black insert with chrome Ram letters	-	.	.	.	.	.	.	.	.	.	.	.
– Chrome surround, Black insert with chrome Ram letters (included with Chrome Appearance Package)	-	P	.	.	-	-	-	-	-	-	-	-
– Chrome surround, Black billet insert with chrome Ram letters	-	-	-	-	-	-	-	-	-	-	-	-
– Body-color surround, Black billet insert with chrome Ram letters (included with Sport Appearance Package)	-	-	-	P	-	-	-	-	-	-	-	-
– Black surround, Black billet insert with Black Ram letters (included with Black Appearance Package)	-	-	-	-	P	-	P	-	-	-	-	-
– Unique Black Rebel grille with painted Silver Ram letters	-	-	-	-	-	-	-	-	-	-	-	-
– Chrome surround, chrome billet insert with chrome Ram letters	-	-	-	-	-	-	-	-	-	-	-	-
– Body-color surround, chrome billet insert with chrome Ram letters (included with Sport Appearance Package)	-	-	-	-	-	-	-	P	-	-	-	-
– Unique Laramie Longhorn chrome surround, chrome billet insert with chrome Ram letters	-	-	-	-	-	-	-	-	-	-	-	-
– Unique Limited chrome surround, chrome insert with chrome Ram letters	-	-	-	-	-	-	-	-	-	-	-	-
HEADLAMPS – Base halogen with bright internal bezels	LME	.	.	.	.	.	.	.	.	.	.	.
– Base halogen with dark internal bezels (included with Black Appearance Package)	MFA	-	-	P	-	-	-	-	-	-	-	-
– Mid-level LED headlamp with signature bright internal bezels (included with Premium Lighting Group)	LPX	-	-	P	-	-	-	-	-	-	-	-
– Mid-level LED headlamp with signature dark internal bezels (included with Black Appearance Package and Premium Lighting Group)	MFA	-	-	P	.	P	-	-	-	-	-	-
– Full LED headlamp with signature lighting	LM6	-	-	-	-	-	-	-	.	.	.	.
– Automatic (day/night sensor)	LMC	.	.	.	.	.	.	.	.	.	.	.
– Automatic high-beams (included with P1 and P2 Equipment Packages and Advanced Safety Group)	LMS	-	-	-	-	-	-	P	.	.	.	.
SPORT PERFORMANCE HOOD (included with Sport Appearance Package)	MGB	-	-	-	-	P	-	-	-	-	-	-
LIGHTING – Cargo box illumination	LPE	.	.	.	.	.	.	.	.	.	.	.
– Bed lighting (included with tonneau cover and Bed Utility Group)	LPL	P	P	P	P	P	P	P	P	P	P	P
MIRRORS, EXTERIOR – 6 x 9-inch, powered, Black, manual-folding, heated, convex wide-angle insert (standard on Quad Cab® and Crew Cab)	GT6	.	.	.	.	.	.	.	.	.	.	.
– 6 x 9-inch, powered, Black, power-folding, heated, auto-dimming, convex wide-angle insert; includes exterior courtesy lamps and supplemental turn signal (included with H1, H2, X1 and X2 Equipment Packages)	GUK	-	-	P	P	-	-	-	-	-	-	-
– 6 x 9-inch, powered, chrome, power-folding, heated, auto-dimming, multifunctional, convex wide-angle insert; includes exterior courtesy lamps, supplemental turn signal and position memory	GU4	-	-	-	-	-	-	.	.	.	.	.
– 6 x 9-inch, powered, body-color, power-folding, heated, auto-dimming, multifunctional, convex wide-angle insert; includes exterior courtesy lamps, supplemental turn signal and position memory included on Laramie class only (included with Sport Appearance Package)	GT5	.	-	P	-	P	-	-	-	-	-	-
– 7 x 11-inch trailer-tow, powered, Black, manual-folding; includes exterior courtesy lamps and supplemental turn signal (included with Trailer-Tow Group)	GGP	P	-	P	P	-	-	-	-	-	-	-
– 7 x 11-inch trailer-tow, powered, chrome, heated, multifunctional; includes exterior courtesy lamps, supplemental turn signal and position memory (included with Trailer-Tow Group)	GPC	-	-	-	-	-	-	P	P	P	P	P
PAINT – Monotone	APA	.	.	.	.	0	.	.	.	.	.	.
– Two-tone	APD	-	-	-	-	0	0	0	0	0	0	0
SKID PLATES – Front suspension (included with Protection Group and Off-Road Group)	XEU	P	-	P	.	P	P	P	P	P	P	P
– Transfer case (included with Protection Group and Off-Road Group)	XEF	P	-	P	.	P	P	P	P	P	P	P
– Electronic power steering (included with Protection Group and Off-Road Group)	XJ2	P	-	P	.	P	P	P	P	P	P	P
– Fuel tank (included with Protection Group and Off-Road Group)	XEE	P	-	P	.	P	P	P	P	P	P	P
STEPS/RUNNING BOARD – Black side running boards, cab-length (Mopar®, optional with L1 Package, optional with H1 and H2 Packages with Black Appearance Package, X1 and X2 Packages, and P2 Package with Black Appearance Package)	MRU	0	-	0	0	0	-	-	-	-	-	-
– Chrome side steps, wheel-to-wheel (optional with H1, H2, P1 and P2 Equipment Packages; included with Chrome Appearance Package on Laramie; not available with R1 Equipment Package or Black Appearance Package)	MRA	-	-	0	-	0/P	.	.	.	.	.	.
– Running boards, fixed, lower two-tone color (Mopar)	MRM	-	-	-	-	-	-	-	P	-	-	-
– Running boards, power-operated (available on Quad Cab and Crew Cab only; optional with P2 Package; optional with X2 Equipment Package on Sport only; included with R1 Equipment Package)	MR7	-	-	-	-	0	P	.	.	.	.	.
– Bed step, deployable (late availability)	MDN	0	-	0	0	0	0	0	0	0	0	0

• = Standard. 0 = Optional. P = Part of Package. - = Not available.

## 2019 RAM 1500

CPOS	SALES CODE	TRADESMAN®		BIG HORN® / LONE STAR®	REBEL®	LARAMIE®	LARAMIE LONGHORN®	LIMITED
		A	E					
<b>EXTERIOR FEATURES (continued)</b>								
STORAGE – RamBox® System (available with 5' 7" box only; optional with L1, H1, H2, X1, X2, P1 and P2 Equipment Packages)	X89	0	-	0	0	0	0	0
– Bed divider (included with Bed Utility Group)	CKX	P	-	P	P	P	P	P
TAILGATE – Standard, locking	XUJ	.	.	.	.	.	.	.
– Tailgate-ajar switch (included with P1 and P2 Equipment Packages)	LAN	-	-	.	.	P	.	.
– Fully dampened/assisted tailgate (included with H2 Equipment Package)	MWD	-	-	P	.	.	.	.
– Power-release tailgate (included with P1 and P2 Equipment Packages)	JKR	-	-	-	P	.	.	.
– Multifunction tailgate (requires spray-in bedliner; requires L1 and H1 Groups for Tradesman and Big Horn)	MWK	0	-	0	0	0	0	0
TAILLAMPS – Base incandescent with bright internal bezel	L6G	.	.	.	.	-	-	-
– Base incandescent with dark internal bezel (included with Black Appearance Package)	L6G	-	-	P	-	-	-	-
– Premium LED with opaque Light Red lens in front of blind-spot sensor area (included with Premium Lighting Group)	LAY	-	-	P	-	.	.	.
– Premium LED with opaque Dark Red lens in front of blind-spot sensor area (included with Premium Lighting Group when included with Black Appearance Package)	LAY	-	-	P	.	P	-	-
TIE-DOWN – Lower, fixed (four)	CKT	.	.	.	.	.	.	.
TIRES – LT18-inch OWL On-/Off-Road (included with Off-Road Group; included with Max Towing Package)	TCP	P	-	P	-	P	-	-
– P18-inch BSW All-Season	TUM	-	-	.	.	.	.	.
– P18-inch BSW All-Season	TUL	.	-	0	-	-	-	-
– P20-inch OWL All-Season (included with Sport Appearance Package on Laramie; included with optional 20-inch wheel on Laramie; included with Black Appearance Package; included with Sport Appearance Package on Big Horn / Lone Star®)	TUV	-	-	P	-	P	0	0
– P20-inch BSW All-Season	TT6	-	-	0	-	-	.	.
– P20-inch BSW All-Season	TTH	.	.	0	-	-	-	-
– LT18-inch OWL On-/Off-Road	TT6	-	-	.	.	.	-	-
– P22-inch BSW All-Season (included with 22-inch wheel offerings)	TY4	-	-	-	-	P	P	P
– P20-inch OWL All-Terrain (included with Off-Road Group)	TTQ	-	-	-	-	P	P	P
– Full-size spare temporary-use	TBS	.	.	.	.	.	.	.
– Full-size spare (included with Off-Road Group)	TBB	P	-	P	.	P	P	P
TONNEAU COVER – Tri-fold (soft; includes bed lighting)	CS7	0	.	0	0	0	0	0
TOW HOOK – Front, Black (included with Protection Group and Off-Road Group)	XEA	P	-	P	.	P	-	-
– Front, chrome (included with Chrome Appearance Package)	XHQ	-	-	-	P	.	.	.
TRAILER TOW – 4-7-pin connector	XFK	.	.	.	.	.	.	.
– Class III hitch (bumper; not available with Class IV hitch receiver)	XFJ	.	.	.	-	-	-	-
– Class IV hitch receiver (included with H1 and H2 Equipment Packages, Tradesman Group and Trailer-Tow Group)	XFH	0/P	-	P	.	.	.	.
WHEELS – 18 x 7.5-inch painted steel	WBF	.	-	-	-	-	-	-
– 18 x 8-inch cast-aluminum base painted (included with Max Towing Package)	WBB	P	-	P/-	-	P	-	-
– 18 x 8-inch cast-aluminum base painted	WBC	-	-	-	.	.	-	-
– 18 x 8-inch cast-aluminum painted/polished, Black finish	WBT	-	-	-	.	.	-	-
– 18 x 8-inch cast-aluminum premium painted (included with Chrome Appearance Package and optional LT18-inch OWL On-/Off-Road)	WBD	P/0	-	P	-	-	-	-
– 20 x 9-inch cast-aluminum chrome-clad	WRK	-	-	0	-	-	-	-
– 20 x 9-inch cast-aluminum painted Black (included with Black Appearance Package)	WRW	-	-	P	-	-	-	-
– 20 x 9-inch cast-aluminum premium chrome-clad	WRD	-	.	0	-	-	-	-
– 20 x 9-inch cast-aluminum premium painted/polished (optional with P1 and P2 Equipment Packages)	WRB	-	-	-	0	-	-	-
– 20 x 9-inch cast-aluminum premium painted/polished/insert (included with Sport Appearance Package)	WRU	-	-	-	P	-	-	-
– 20 x 9-inch cast-aluminum premium painted/polished unique	WRU	-	-	-	-	-	-	-
– 20 x 9-inch cast-aluminum premium painted/polished unique (included with two-tone paint)	WRC	-	-	-	-	-	P	-
– 20 x 9-inch cast-aluminum premium painted/partially clad	WRR	-	-	-	-	-	.	.
– 22 x 9-inch cast-aluminum polished/premium painted (optional with Sport Appearance Package; included with Black Appearance Package on Laramie)	WPM	-	-	-	-	0/P	-	-
– 22 x 9-inch cast-aluminum premium painted/insert (optional on Monotone Laramie Longhorn models)	WPZ	-	-	-	-	-	0	0
WHEELS, SPARE – 18-inch, steel (included with all size base wheels)	WIC	.	.	.	.	.	.	.
– 18-inch, aluminum (included on 5.7L HEMI® V8 BSG 4x4 Crew Cab, 5.7L HEMI® V8 non-BSG 4x2 Crew Cab 5' 7" box)	WJF	-	.	P	P	P	-	-
WHEEL WELL LINER – Front	MHR	.	.	.	.	.	.	.
– Rear (optional with L1, H1, H2, X1, X2, P1 and P2 Packages)	MHW	0	-	0	0	0	.	.
WHEEL FLARES – Lower two-tone body-color (included with lower two-tone paint)	MRO	-	-	-	P	P	-	-
– Monotone body-color	MML	-	-	-	.	.	.	.
– Off-road	MMQ	-	-	-	.	.	-	-
WINDSHIELD WIPER – Variable intermittent	JHA	.	.	.	.	.	.	.
– Rain-sensing (included with X2, P1 and P2 Equipment Packages)	JHC	-	-	-	P	P	.	.
<b>INTERIOR FEATURES</b>								
AIR CONDITIONING – Manual temperature control	HAA	.	.	.	.	-	-	-
– Dual-Zone Automatic Temperature Control (included with H2 and X2 Equipment Packages; included with VP4 8.4-inch Radio (UAV, UCY, UVJ, UDV))	HAF	-	-	P	P	.	.	.

## 2019 RAM 1500

CPOS	SALES CODE	TRADESMAN®		BIG HORN® / LONE STAR®	REBEL®	LARAMIE®	LARAMIE LONGHORN®	LIMITED
		A	E					
<b>INTERIOR FEATURES (continued)</b>								
CLUSTERS – Base - Four-gauge with 3.5-inch monochromatic display	JAE	.	.	.	.	-	-	-
– Medium - Four-gauge with 3.5-inch color display (included with H1 Equipment Package)	JAK	-	-	P	-	-	-	-
– Premium - Six-gauge with 7-inch color reconfigurable Driver Information Display; animation-capable (included with H2, X1 and X2 Equipment Packages; not available with Rebel, which has a unique Rebel cluster)	JAL	-	-	P	-	.	-	-
– Premium - Six-gauge with 7-inch color reconfigurable Driver Information Display; animation-capable (Rebel theme)	JY2	-	-	-	.	-	-	-
– Premium - Six-gauge with 7-inch color reconfigurable Driver Information Display; animation-capable (Laramie Longhorn theme)	JV3	-	-	-	-	-	-	-
– Premium - Six-gauge with 7-inch color reconfigurable Driver Information Display; animation-capable (Limited theme)	JV4	-	-	-	-	-	-	-
CONSOLE, FLOOR – Full console with sliding storage and wrapped lid (included with bucket seats)	CUF	-	.	P	-	-	-	-
– Full console with sliding storage and wrapped lid with embossed logo (included with bucket seats)	CUP	-	-	-	-	P	-	-
– Full console with sliding storage with bombay door and premium wrapped leather lid with hard badge	CM5	-	-	-	-	-	.	.
CONSOLE, OVERHEAD – Base	CUM	.	.	.	.	-	-	-
– Premium (included with dual-pane sunroof)	CUS	-	-	-	P	P	.	.
CUP HOLDERS – Two on front and two on rear of center console, with bucket seats	-	-	-	P	.	P	.	.
– Two, front of fold-down center seat with bench	-	.	.	.	.	.	-	-
– Two, rear-seat fold-out center armrest	-	-	-	.	.	.	.	.
KEYLESS ENTER 'N GO™ (passive; included with X2 Equipment Package)	GXD	-	-	-	P	.	.	.
SPEED-SENSITIVE POWER LOCKS – Illuminated entry	JPH	.	.	.	.	.	.	.
FLOORING – Vinyl	CKJ	.	-	-	-	-	-	-
– Carpet, base (included with L1 Equipment Package)	CKE	P	.	.	.	.	.	.
FLOOR MATS, FRONT AND REAR – Carpet (included with L1 Equipment Package)	CLX	P	-	-	-	-	-	-
– Rubber with premium carpet inserts (Crew Cab only)	CLX	-	-	-	-	-	.	.
– Rubber (Quad Cab® and Crew Cab; Mopar®)	CLF	0	-	0	-	0	-	-
– Rubber (Quad Cab and Crew Cab) – Rebel theme	CL3	-	-	-	.	.	-	-
LIGHTING, AMBIENT – Interior mirror switches	-	.	.	.	.	.	.	.
– Overhead console, LED	LHJ	.	.	.	.	.	.	.
– Front door handles and map pockets, LED	-	-	-	-	-	.	.	.
– Rear door handles and map pockets, LED (Crew Cab only)	-	-	-	-	-	.	.	.
– Instrument-panel LED pipes	-	-	-	-	-	.	.	.
LIGHTING, COURTESY – Front map light, incandescent	LBA	.	.	.	.	-	-	-
– Front map light, LED (included with dual-pane sunroof)	LHJ	-	-	P	P	.	.	.
– Front footwell, incandescent	LBB	-	-	.	.	-	-	-
– Front footwell, LED	-	-	-	-	-	.	.	.
– Glove box lamp (included with H1 and H2 Equipment Packages)	LBC	-	-	P	.	.	.	.
– Rear dome lamp, incandescent	LCH	.	.	.	.	-	-	-
– Rear dome lamp, incandescent, switchable (included with H1 and X1 Equipment Packages)	LHE	-	-	P	P	-	-	-
– Rear dome lamp, LED, switchable	LCL	-	-	-	-	.	.	.
– Rear dome lamp, dual, LED, switchable (included with dual-pane sunroof)	LCA	-	-	P	P	P	P	P
– Rear footwell, LED (Crew Cab only)	-	-	-	-	-	.	.	.
MEMORY – Driver only (seat, exterior mirrors, power-adjustable pedals, radio presets)	LEQ	-	-	-	-	.	.	.
MIRROR, INTERIOR REARVIEW – Manual day/night	GNA	.	.	.	.	-	-	-
– Automatic dimming day/night (included with H1, H2, X1 and X2 Equipment Packages)	GNK	-	-	P	P	.	.	.
PEDALS – Fixed	XAB	.	.	.	.	-	-	-
– Power-adjustable (included with H1, H2, X1 and X2 Packages)	XAP	-	-	P	P	-	-	-
– Power-adjustable with memory	XAM	-	-	-	-	.	.	.
SEATS – Vinyl bench front seats - 40/20/40-split bench, four-way manual driver (fore/aft, seatback recline), four-way manual passenger (fore/aft, seatback recline), 4-way manual-adjustable head restraints (up/down, fore/aft), outboard positions only; rear seats, full-length stadium-folding bench, outboard head restraints manual dump feature	*TX	.	.	-	-	-	-	-
– Cloth bench front seats - 40/20/40-split bench, four-way manual driver (fore/aft, seatback recline), four-way manual passenger (fore/aft, seatback recline), four-way manual-adjustable head restraints (up/down, fore/aft), outboard positions only; rear seats, full-length stadium-folding bench, outboard head restraints manual dump feature (included with L1 Equipment Package)	*V9	P	-	-	-	-	-	-
– Cloth bucket front seats - four-way manual driver (fore/aft, seatback recline), four-way manual passenger (fore/aft, seatback recline), 4-way manual-adjustable head restraints (up/down, fore/aft), outboard positions only; rear seats, full-length stadium-folding bench, outboard head restraints manual dump feature	*C5	-	.	.	-	-	-	-
– Cloth bench front seats - 40/20/40-split bench, four-way manual driver (fore/aft, seatback recline), 4-way manual passenger (fore/aft, seatback recline), eight-way power driver seat (fore/aft, up/down, cushion tilt, seatback recline) included with H1 and H2 Equipment Packages, four-way power driver lumbar (fore/aft, up/down) included with H1 and H2 Equipment Packages, four-way manual passenger (fore/aft, seatback recline), 4-way manual-adjustable head restraints (up/down, fore/aft), outboard positions only, map pocket (back of outboard seats); rear seats, 60/40 stadium-folding bench, outboard head restraints manual dump feature	*E1	-	-	.	.	-	-	-

\* = Standard. 0 = Optional. P = Part of Package. - = Not available.

2019 RAM 1500

CPOS	SALES CODE	TRADESMAN®		BIG HORN® / LONE STAR®	REBEL®	LARAMIE™	LARAMIE LONGHORN®	LIMITED
		A	E					
<b>INTERIOR FEATURES (continued)</b>								
- Cloth bucket front seats - Eight-way power driver seat (fore/aft, up/down, cushion tilt, seatback recline), 4-way power driver lumbar (fore/aft, up/down), 4-way manual passenger (fore/aft, seatback recline), 4-way manual-adjustable head restraints (up/down, fore/aft), outboard positions only, full-length floor console with two front and two rear cup holders, map pocket (back of outboard seats); rear seats, 60/40 stadium-folding bench, outboard head restraints manual dump feature (optional with H1 and H2 Equipment Packages; included with Sport Appearance Package)	*T9	-	-	0/P	-	-	-	-
- Vinyl/cloth bucket front seats - Unique two-tone with new tread pattern and embroidery, 8-way power driver seat (fore/aft, up/down, cushion tilt, seatback recline), 4-way power driver lumbar (fore/aft, up/down), 4-way manual passenger (fore/aft, seatback recline), 4-way manual-adjustable head restraints (up/down, fore/aft), outboard positions only, Ram's Head logo on inside surface, map pocket (back of outboard seats); rear seats are 60/40 stadium-folding bench, outboard head restraints manual dump feature	*G7	-	-	-	-	-	-	-
- Leather-trimmed bucket seats - Eight-way power driver/passenger seat (fore/aft, up/down, cushion tilt, seatback recline), 4-way power driver/passenger lumbar (fore/aft, up/down) 4-way manual-adjustable head restraints (up/down, fore/aft), outboard positions only, map pocket (back of outboard seats); rear seats are 60/40 stadium-folding bench, outboard head restraints manual dump feature (included with Rebel 12 Package)	*TL	-	-	0	-	-	-	-
- Leather-trimmed bench front seats - 40/20/40-split bench, 8-way power driver seat (fore/aft, up/down, cushion tilt, seatback recline), 8-way power passenger seat (fore/aft, up/down, cushion tilt, seatback recline), 4-way power driver lumbar (fore/aft, up/down), 4-way power passenger lumbar (fore/aft, up/down), driver memory, heated outboard seating positions, ventilated outboard seating positions, heated steering wheel, 4-way manual-adjustable head restraints (up/down, fore/aft), outboard positions only, map pocket (back of outboard seats); rear seats, 60/40 stadium-folding bench (Quad Cab® and base Crew Cab only), 60/40 stadium-folding bench with manual recline and center 20 percent fold-down console (not available with Quad Cab; included with P1 and P2 Equipment Packages), outboard head restraints manual dump feature, heated rear seat (three adjustment levels each; included with P2 Equipment Package)	*DP	-	-	-	-	-	-	-
- Leather-trimmed bucket front seats (optional with P1 and P2 Equipment Packages; included with Sport Appearance Package) - Front bucket seats, 8-way power driver seat (fore/aft, up/down, cushion tilt, seatback recline), 8-way power passenger seat (fore/aft, up/down, cushion tilt, seatback recline), 4-way power driver lumbar (fore/aft, up/down), 4-way power passenger lumbar (fore/aft, up/down), driver memory, heated outboard seating positions, ventilated outboard seating positions, heated steering wheel, 4-way manual-adjustable head restraints (up/down, fore/aft), outboard positions only, full-length floor console with two front and two rear cup holders, map pocket (back of outboard seats); rear seats, 60/40 stadium-folding bench (Quad Cab only), 60/40 stadium-folding bench with manual recline and center 20 percent fold-down center console (Crew Cab only), outboard head restraints manual dump feature, heated rear seat (three adjustment levels each; included with P2 Equipment Package)	*GJ	-	-	-	0/P	-	-	-
- Premium leather bucket (filigree) front seats - Eight-way power driver seat (fore/aft, up/down, cushion tilt, seatback recline), 8-way power passenger seat (fore/aft, up/down, cushion tilt, seatback recline), 4-way power driver lumbar (fore/aft, up/down), 4-way power passenger lumbar (fore/aft, up/down), driver memory, heated outboard seating positions, ventilated outboard seating positions, heated steering wheel, 4-way manual-adjustable head restraints (up/down, fore/aft), outboard positions only, full-length floor console with two front and two rear cup holders, map pocket (back of outboard seats); rear seats, 60/40 stadium-folding bench with manual recline and center 20 percent fold-down console, outboard head restraints manual dump feature, heated rear seat (three adjustment levels each), ventilated rear seat (three adjustment levels each; included with R1 Equipment Package)	*XJ	-	-	-	-	-	-	-
- Premium leather bucket (non-filigree) front seats - Eight-way power driver seat (fore/aft, up/down, cushion tilt, seatback recline), 8-way power passenger seat (fore/aft, up/down, cushion tilt, seatback recline), 4-way power driver lumbar (fore/aft, up/down), 4-way power passenger lumbar (fore/aft, up/down), driver memory, heated outboard seating positions, ventilated outboard seating positions, heated steering wheel, 4-way manual-adjustable head restraints (up/down, fore/aft), outboard positions only, full-length floor console with two front and two rear cup holders, map pocket (back of outboard seats); rear seats, 60/40 stadium-folding bench with manual recline and center 20 percent fold-down console, outboard head restraints manual dump feature, heated rear seat (three adjustment levels each), ventilated rear seat (three adjustment levels each; included with R1 Equipment Package)	*DJ	-	-	-	-	0	-	-
- Premium leather bucket front seats - Eight-way power driver seat (fore/aft, up/down, cushion tilt, seatback recline), 8-way power passenger seat (fore/aft, up/down, cushion tilt, seatback recline), 4-way power driver lumbar (fore/aft, up/down), 4-way power passenger lumbar (fore/aft, up/down), driver memory, heated outboard seating positions, ventilated outboard seating positions, heated steering wheel, 4-way manual-adjustable head restraints (up/down, fore/aft), outboard positions only, full-length floor console with two front and two rear cup holders, map pocket (back of outboard seats); rear seats, 60/40 stadium-folding bench with manual recline and center 20 percent fold-down console, outboard head restraints manual dump feature, heated rear seat (three adjustment levels each), ventilated rear seat (three adjustment levels each; included with M1 Equipment Package)	*DL	-	-	-	-	-	-	-
SHIFTER - Rotary	-	-	-	-	-	-	-	-
- Black	CIG	P	P	P	-	-	-	-
- Bright	CIH	-	-	-	P	P	P	P
STILL PLATES - Door sill scuff plates (plastic)	CLP	-	-	-	-	-	-	-
- Door sill scuff plates (metal)	CLT	-	-	-	-	-	-	-
SPEED CONTROL - Cruise control	NHM	-	-	-	-	-	-	-
- Adaptive Cruise Control with Stop & Go <sup>21</sup> (included with Advanced Safety Group)	NHZ	-	-	-	P	P	P	P
START - Keyless Push Button Start	GX4	-	-	-	-	-	-	-
STEERING COLUMN - Manual tilt/telescoping	SUD	-	-	-	-	-	-	-
STEERING WHEEL - Urethane	SCA	-	-	-	-	-	-	-
- Leather-wrapped	SCV	-	-	-	-	-	-	-
- Leather-wrapped, perforated, accent stitching and chrome-color bezels	SCB	-	-	-	-	-	-	-
- Leather-wrapped, real wood	SCW	-	-	-	-	-	-	-
- Heated (included with H2 Equipment Package and X1 Equipment Package)	NHS	-	-	P	P	-	-	-
- Button controls - Driver Information Display	-	-	-	-	-	-	-	-
- Button controls - Cruise control	-	-	-	-	-	-	-	-

2019 RAM 1500

CPOS	SALES CODE	TRADESMAN®		BIG HORN® / LONE STAR®	REBEL®	LARAMIE™	LARAMIE LONGHORN®	LIMITED
		A	E					
<b>INTERIOR FEATURES (continued)</b>								
- Button controls - Bluetooth®/hands-free <sup>21</sup>	-	-	-	-	-	-	-	-
- Button controls - Adaptive Cruise Control with Stop & Go <sup>21</sup>	-	-	-	-	-	-	P	P
- Dual-note electric horns	JJB	-	-	-	-	-	-	-
- Electronic Range Select	-	-	-	-	-	-	-	-
STORAGE - Center stack pull-out drawer (bench seats only)	-	-	-	-	-	-	-	-
- Front-center underseat storage bin (bench seats only; included with CD player)	CVH	P	-	-	-	-	-	-
- Front-seat-center seatback bin (bench seat only)	-	-	-	-	-	-	-	-
- Front-seat-center console bin (with buckets seats only)	CUF	-	-	P	-	P	-	-
- Rear in-floor storage bins with removable liners (Crew Cab only)	CB9	-	-	-	-	-	-	-
- Rear underseat storage - Crew Cab only (included with X2 and P2 Equipment Packages; optional with H1, H2 and P1 Equipment Packages)	CUE	-	-	0	P	P/O	-	-
SUNROOF - Single-pane, power-operated (Quad Cab® only; optional with H2, X2, P1 and P2 Equipment Packages)	GWA	-	-	0	0	0	-	-
- Dual-pane, power-operated (Crew Cab only; optional with H2, X2, P1 and P2 Equipment Packages)	GWJ	-	-	0	0	0	0	0
SUN VISOR - Passenger-side sun visor mirror	GNE	-	-	-	-	-	-	-
- Passenger-side sun visor mirror and light	GN6	-	-	-	-	-	-	-
- Driver-side sun visor mirror and light (included with H1 and X1 Equipment Packages) with Universal Garage Door Opener (included with H1, H2, X1 and X2 Equipment Packages)	GNC	-	-	P	P	-	-	-
- Cloth driver/passenger sun visor mirror	-	-	-	-	-	-	-	-
TURN SIGNALS - Three-blink lane change feature	-	-	-	-	-	-	-	-
WINDOW CONTROL - Windows, power; one-touch up/down driver and front-passenger	JP3	-	-	-	-	-	-	-
- Rear backlight, fixed	GJD	-	-	-	-	-	-	-
- Rear backlight, manual-sliding	GFD	-	-	-	-	-	-	-
- Rear backlight, power-sliding (included with L1, H1 and H2 Equipment Packages on Quad Cab and Crew Cab models); standard on Quad Cab and Crew Cab models on unique (and up) price classes; not available with manual-sliding rear backlight	GFE	P	-	P	-	-	-	-
- Rear defroster (with power-sliding backlight only; included with H1, H2, X1 and X2 Equipment Packages)	GFA	-	-	P	P	-	-	-
<b>UCONNECT® MULTIMEDIA</b>								
BLUETOOTH HANDS-FREE PHONE WITH VOICE CONTROL <sup>21</sup>	XRB	-	-	-	-	-	-	-
- Front: two 2.5A USB ports - fully-functional	RSF	-	-	-	-	-	-	-
- Middle: one 2.5A USB port - charging-only (included with bench and bucket seats)	RS3	-	-	-	-	-	-	-
- Rear: one 2.5A USB port - fully functional (included with H2 and X2 Equipment Packages)	RS4	-	-	P	P	-	-	-
- Rear: one 2.5A USB port - charging-only (included with H2 and X2 Equipment Packages)	RS4	-	-	P	P	-	-	-
- Front - auxiliary headphone jack	RSU	-	-	-	-	-	-	-
- Single-disc, remote CD player (optional with L1 Equipment Package; optional with bench seats on Big Horn / Lone Star <sup>27</sup> and Laramie; included with H1, X1 and P1 Equipment Packages with bucket seats)	RH1	0	-	0/P	P	0/P	-	-
POWER - Accessory delay	JKY	-	-	-	-	-	-	-
- Front seat, 12-volt ignition-fed	JJJ	-	-	-	-	-	-	-
- Front seat, 115-volt outlet (three-prong), battery-fed (optional with L1 Equipment Package, included with H2 Equipment Package)	JKV	0	-	P	-	-	-	-
- Rear seat, 115-volt outlet (three-prong), battery-fed (included with H2 and X2 Equipment Packages)	JJN	-	-	P	P	-	-	-
- RamBox® System, 115-volt outlet (three-prong), battery-fed (included with RamBox System)	-	P	-	P	P	P	P	P
- Front seat, wireless charging pad (available with bucket seats only; included with P2 and R1 Equipment Packages)	RFX	-	-	-	-	P	P	-
- 400-watt inverter (included with H2 Equipment Package)	XHR	P	-	P	-	-	-	-
RADIOS - Uconnect 3 with 5-inch display	UAA	-	-	-	-	-	-	-
- Uconnect 4 with 8.4-inch display (included with H1, H2, X1 and X2 Equipment Packages)	UAM	-	-	P	P	-	-	-
- Uconnect 4C NAV with 8.4-inch display (optional with H1, H2, X1 and X2 Equipment Packages; included with P2 Equipment Package)	UAV	-	-	0	0	0/P	-	-
- Uconnect 4C NAV with 12-inch display (optional with H2 and X2 Equipment Packages; included with Rebel 12 Package and R1 Equipment Package)	UAX	-	-	0	0/P	0	P	-
RADIO CONTROLS - Steering wheel-mounted	ROZ	-	-	-	-	-	-	-
SIRIUSXM® RADIO <sup>21</sup> - Included with L1, H1 and H2 Equipment Packages	RSD	P	P	P	-	-	-	-
- SiriusXM Traffic Plus <sup>21</sup>	RTB	-	-	P	P	P	-	-
- SiriusXM Travel Link <sup>2,22</sup>	RSM	-	-	P	P	P	-	-
SOUND SYSTEM - Six-speaker system	RCG	-	-	-	-	-	-	-
- Alpine® 10-speaker system (included with Rebel 12 Package; optional with H1, H2, X1 and X2 Equipment Packages)	RC3	-	-	0	0/P	-	-	-
- Harman Kardon® 19-speaker system (included with Rebel 12 Package, P2, R1 and M1 Equipment Packages; not available with Quad Cab)	RCA	-	-	-	P	P	P	P
SIRIUSXM GUARDIAN <sup>22,23</sup> SERVICES - Built-in cellular connection (included with UAV and UAX radios)	RSK	-	-	P	P	P	P	P
UCONNECT FEATURES - Power side step personalization (included with power side steps)	-	-	-	-	-	P	P	P
- Apple CarPlay <sup>26,29</sup> / Android Auto <sup>26,29</sup> (included with 8.4-inch and 12-inch radios)	RFP/RFS	-	-	P	P	-	-	-
- Active Noise Cancellation (included on 5.7L HEMI® V8 engines)	JLW	P	-	P	P	P	P	P

- = Standard. 0 = Optional. P = Part of Package. - = Not available.

## 2019 RAM 1500

CPOS	SALES CODE	TRADESMAN®		BIG HORN® / LONE STAR®		REBEL®		LARAMIE®		LARAMIE LONGHORN®		LIMITED
		A	E	Z	W	H	H	K	M			
<b>SAFETY &amp; SECURITY</b>												
AIR BAGS <sup>28</sup> – Advanced multistage front driver and passenger	CG3	•	•	•	•	•	•	•	•	•	•	•
– Supplemental side-curtain	CG5	•	•	•	•	•	•	•	•	•	•	•
– Supplemental side seat	CJ1	•	•	•	•	•	•	•	•	•	•	•
BELT ALERT – Driver	LAX	•	•	•	•	•	•	•	•	•	•	•
– Passenger	LAX	•	•	•	•	•	•	•	•	•	•	•
BRAKES – Power-assisted 4-wheel antilock disc	BRT	•	•	•	•	•	•	•	•	•	•	•
– Brake override	–	•	•	•	•	•	•	•	•	•	•	•
ELECTRONIC PARKING BRAKE	XC4	•	•	•	•	•	•	•	•	•	•	•
ELECTRONIC STABILITY CONTROL (ESC) <sup>17</sup>	BMB	•	•	•	•	•	•	•	•	•	•	•
– Brake Assist	BGE	•	•	•	•	•	•	•	•	•	•	•
– Electronic Roll Mitigation	BMS	•	•	•	•	•	•	•	•	•	•	•
– Hill Start Assist	BNG	•	•	•	•	•	•	•	•	•	•	•
– Rain Brake Support	BHC	•	•	•	•	•	•	•	•	•	•	•
– Ready Alert Braking	BHD	•	•	•	•	•	•	•	•	•	•	•
– All-Speed Traction Control	BNM	•	•	•	•	•	•	•	•	•	•	•
TRAILER SWAY DAMPING <sup>17</sup>	BNT	•	•	•	•	•	•	•	•	•	•	•
HILL DESCENT CONTROL (included with Off-Road Group)	BMH	P		P		P		P		P		P
CAMERA – ParkView® Rear Back-Up Camera <sup>31</sup> with dynamic grid lines and center lines	XAC	•	•	•	•	•	•	•	•	•	•	•
SURROUND-VIEW CAMERA SYSTEM <sup>31</sup> (included with Advanced Safety Group; and with M1 Equipment Package; not available with ParkView Rear Back-Up Camera <sup>31</sup> )	XAK	–	–	–		P		P		P		P
BLIND SPOT MONITORING <sup>30</sup> WITH REAR CROSS-PATH AND TRAILER DETECTION <sup>31</sup> (optional with H2 and X2 Equipment Packages; requires Premium Lighting Group on Big Horn / Lone Star <sup>27</sup> ; included with P1, P2 and R1 Equipment Packages)	XAN	–	–	0	0	P		P		P		P
FORWARD COLLISION WARNING <sup>32</sup> (adaptive emergency braking; included with Advanced Safety Group)	LSU	–	–	–		P		P		P		P
LANESENSE® LANE DEPARTURE WARNING PLUS <sup>32</sup> (included with Advanced Safety Group)	LAS	–	–	–		P		P		P		P
HEAD RESTRAINTS, FRONT – Outboard – Four-way manual-adjustable (up/down, fore/aft)	COP	•	•	•	•	•	•	•	•	•	•	•
HEAD RESTRAINTS, REAR – Manual dump feature on outboard seating positions	CSH	•	•	•	•	•	•	•	•	•	•	•
PARKSENSE® FRONT AND REAR PARK ASSIST WITH REAR PARKSENSE STOP <sup>31</sup> (optional with H1 and X1 Equipment Packages; included with H2, X2, P2 and P1 Equipment Packages)	XH4	–		0/P	0/P	0/P		•		•		•
PARALLEL AND PERPENDICULAR PARK ASSIST <sup>31</sup> (included with Advanced Safety Group)	XH5	–		–		P		P		P		P
REMOTE KEYLESS ENTRY – Controls for power locks (including doors, tailgate and RamBox® System when so equipped) - Illuminated entry system, panic alarm; includes two transmitters (included with L1 Equipment Package)	GXM	•	•	•	•	•	•	•	•	•	•	•
REMOTE START <sup>33</sup> – Key fob activation (optional; included with H2 and X2 Equipment Packages)	XBM	–		0/P	0/P	•		•		•		•
RESTRAINTS – Front 3-point seat belts, shoulder height-adjustable (outboard seating positions)	CGD	•	•	•	•	•	•	•	•	•	•	•
– Front 3-point seat belts (center seating position, bench only)	–	•	•	•	•	•	•	•	•	•	•	•
– Rear 3-point seat belts (all seating positions)	–	•	•	•	•	•	•	•	•	•	•	•
LATCH (Child Seat Anchor System)	CGU	•	•	•	•	•	•	•	•	•	•	•
OCCUPANT CLASSIFICATION SYSTEM	–	•	•	•	•	•	•	•	•	•	•	•
SECURITY – Sentry Key® engine immobilizer	GXX	•	•	•	•	•	•	•	•	•	•	•
– Security alarm <sup>33</sup> (included with H2 and X2 Equipment Packages)	LSA	–		P		•		•		•		•
TIRE PRESSURE MONITOR (TPM) – Tire-specific TPM display	XGM	•	•	•	•	•	•	•	•	•	•	•
– Tire-fill alert system	LAW	•	•	•	•	•	•	•	•	•	•	•
TRAILER BRAKE CONTROLLER – Integrated electronic controller (requires Class IV trailer hitch receiver; included with Trailer-Tow Group)	XHC	0/P		0/P	0/P	0/P		0/P		0/P		0/P
<b>APPEARANCE PACKAGES</b>												
CHROME APPEARANCE PACKAGE (TRADESMAN) – Includes chrome front bumpers, chrome rear bumpers, chrome grille surround, 18-inch painted aluminum wheels and P18-inch BSW All-Season tires (optional with L1 Equipment Package)	AMP	0	–	–	–	–	–	–	–	–	–	–
CHROME APPEARANCE PACKAGE (LARAMIE) – Includes Monotone paint, chrome window moldings, chrome tow hooks and chrome wheel-to-wheel side steps (optional with P1 and P2 Equipment Packages only; not available with Sport or Black Appearance Packages)	AMP	–	–	–		0		–		–		–
NORTH EDITION PACKAGE – Includes Hill Descent Control, e-locker rear axle, body-color door handles, 4x4 decal, tow hooks, engine block heater, body-color exterior mirrors, rubber floor mats, body-color front and rear bumpers, body-color grille, front and rear extra-heavy-duty shocks, and LT275/65R18C OWL On-/Off-Road tires (Crew Cab 4x4 only)	ASP	–	–	0	–	–	–	–	–	–	–	–
SPORT APPEARANCE PACKAGE (BIG HORN / LONE STAR <sup>27</sup> ) – Includes monotone paint only, body-color front bumper, body-color rear bumper, body-color grille surround, body-color door handles, body-color mirror cap and cloth bucket seats (optional with H1 or H2 Equipment Packages)	AEF	–	–	0	–	–	–	–	–	–	–	–
SPORT APPEARANCE PACKAGE (LARAMIE) – Includes Monotone paint only, body-color front bumper, body-color rear bumper, body-color grille surround, body-color door handles, body-color mirror caps, Sport hood, 20 x 9-inch cast-aluminum premium paint/polished/insert wheels, P20-inch OWL All-Season tires, leather-trimmed bucket seats, optional 22 x 9-inch forged aluminum polished premium paint wheels (with P2 Equipment Package only) and optional P22-inch BSW All-Season tires (packaged with optional 22-inch wheel; optional with P1 and P2 Equipment Packages; not available with Chrome Appearance Package)	AEF	–	–	–		0		–		–		–
BLACK APPEARANCE PACKAGE (BIG HORN / LONE STAR <sup>27</sup> ) – Includes Black exterior paint only, 20 x 9-inch cast-aluminum painted Black wheels, 20-inch BSW All-Season tires, Black RAM on front grille, Black Ram's Head logo on rear tailgate, Black 1500 badges (both sides of hood), Black RAM badges (driver and passenger door), Black 4x4 badge on rear tailgate (4x4 models only), Black engine badge (for 5.7L HEMI® V8 only), Black exhaust tip, dual (packaged with 5.7L HEMI V8 only), Big Horn / Lone Star <sup>27</sup> Black painted (tailgate), headlamps with dark internal bezels, taillamps with dark internal bezels (includes Sport Appearance Package; optional with H2 Package only)	ALC	–	–	0	–	–	–	–	–	–	–	–

## 2019 RAM 1500

CPOS	SALES CODE	TRADESMAN®		BIG HORN® / LONE STAR®		REBEL®		LARAMIE®		LARAMIE LONGHORN®		LIMITED
		A	E	Z	W	H	H	K	M			
<b>APPEARANCE PACKAGES (continued)</b>												
BLACK APPEARANCE PACKAGE (LARAMIE) – Includes Black exterior paint only, 22 x 9-inch forged aluminum polished premium paint wheels, 22-inch BSW All-Season tires, Black RAM on front grille, Black Ram's Head logo on rear tailgate, Black 1500 badges (both sides of hood), Black RAM badges (driver and passenger door), Black 4x4 badge on rear tailgate (4x4 models only), Black engine badge (for 5.7L HEMI® V8 only), dual Black exhaust tips (packaged with 5.7L HEMI V8 only), Laramie Black painted (tailgate), headlamps with dark internal bezels, taillamps with dark internal bezels (includes Sport Appearance Package; optional with P2 Equipment Package only; not available with Chrome Appearance Package)	ALC	–	–	–	–	0		–		–		–
<b>EQUIPMENT PACKAGES</b>												
TRADESMAN LEVEL 1 EQUIPMENT PACKAGE (L1) – Includes rear backlight, power-sliding cloth 40/20/40-split bench seat, carpet floor covering, carpet floor mats and SiriusXM® Radio <sup>21</sup> (optional: vinyl floor covering)	A61	0	–	–	–	–	–	–	–	–	–	–
BIG HORN / LONE STAR <sup>27</sup> LEVEL 1 EQUIPMENT PACKAGE (H1) – Includes switchable rear dome lamp, glove box lamp, upper closed glove box with painted hard door, auto-dimming interior rearview mirror, exterior power-folding mirrors with signal and puddle lamps, Universal Garage Door Opener, 4-gauge with 3.5-inch color display, power-adjustable pedals, rear defroster, Uconnect® 4 with 8.4-inch display, rear backlight, driver-side sun visor mirror and light, single-disc remote CD player, 8-way power driver seat (fore/aft, up/down, cushion tilt, seatback recline), 4-way power driver lumbar (fore/aft, up/down), foam bottle inserts (front doors only), SiriusXM Radio <sup>21</sup> and Class IV hitch receiver, Big Horn / Lone Star <sup>27</sup> (on instrument panel)	A62	–	–	0	–	–	–	–	–	–	–	–
BIG HORN / LONE STAR <sup>27</sup> LEVEL 2 EQUIPMENT PACKAGE (H2) (INCLUDES H1 EQUIPMENT PACKAGE) – Remote start <sup>33</sup> security alarm <sup>33</sup> ParkSense® Front and Rear Park Assist with Rear ParkSense Stop <sup>31</sup> ; heated front seats, heated steering wheel, Dual-Zone Automatic Temperature Control; rear: one 2.5A USB port, fully functional, rear: one 2.5A USB port, charging-only; front seat: 115-volt outlet (3-prong), battery-fed, rear seat: 115-volt outlet (3-prong), battery-fed, 400-watt inverter, fully damped/assisted tailgate, 7-inch programmable cluster display, power-sliding rear backlight	A63	–	–	0	–	–	–	–	–	–	–	–
REBEL LEVEL 1 EQUIPMENT PACKAGE (X1) – Includes switchable rear dome lamp, auto-dimming interior rearview mirror, exterior power-folding mirrors with signal and puddle lamps, Universal Garage Door Opener, power-adjustable pedals, heated front seats, heated steering wheel, rear defroster, Uconnect 4 with 8.4-inch display, driver-side sun visor mirror and light, single-disc, remote CD player, foam bottle inserts (front doors only)	A64	–	–	–	0	–	–	–	–	–	–	–
REBEL LEVEL 2 EQUIPMENT PACKAGE (X2) (INCLUDES X1 EQUIPMENT PACKAGE) – Remote start <sup>33</sup> Keyless Enter™ Go <sup>34</sup> security alarm <sup>33</sup> ; rain-sensing wipers, ParkSense Front and Rear Park Assist with Rear ParkSense Stop <sup>31</sup> ; Dual-Zone Automatic Temperature Control; rear: one 2.5A USB port, fully functional, rear: one 2.5A USB port, charging-only, rear seat: 115-volt outlet (3-prong), battery-fed and rear underseat storage (Crew Cab only)	A65	–	–	–	0	–	–	–	–	–	–	–
LARAMIE LEVEL 1 EQUIPMENT PACKAGE (P1) – Includes Auto High-Beam Headlamp Control, rain-sensing wipers, single-disc, remote CD player, Blind Spot Monitoring <sup>30</sup> with Rear Cross-Path and Trailer Detection <sup>31</sup> ; foam bottle inserts (front doors only), tailgate-ajar switch, power-release tailgate, 60/40 stadium-folding rear bench with manual recline and center 20 percent fold-down console (not available with Quad Cab®), and ParkSense Front and Rear Park Assist with Rear ParkSense Stop <sup>31</sup>	A66	–	–	–	–	0	–	–	–	–	–	–
LARAMIE LEVEL 2 EQUIPMENT PACKAGE (P2) – Includes P1 Equipment Package, Uconnect 4C NAV, wireless charging pad (available with bucket seats only), premium plus sound system, heated rear seat (three adjustment levels each) and rear underseat storage (Crew Cab models only)	A67	–	–	–	–	0	–	–	–	–	–	–
LARAMIE LONGHORN LEVEL 1 EQUIPMENT PACKAGE (R1) – Includes wireless charging pad, Blind Spot Monitoring <sup>30</sup> with Rear Cross-Path and Trailer Detection <sup>31</sup> ; power-operated running boards, Uconnect 12-inch radio, rear-seat ventilation (three adjustment levels each) and premium plus sound system	A68	–	–	–	–	–	–	0	–	–	–	–
LIMITED LEVEL 1 EQUIPMENT PACKAGE (M1) – Includes Adaptive Cruise Control with Stop & Go <sup>35</sup> Forward Collision Warning <sup>32</sup> LaneSense® Lane Departure Warning Plus <sup>32</sup> Surround-View Camera System <sup>31</sup> Parallel and Perpendicular Park Assist <sup>31</sup> , ventilated rear seat (three adjustment levels each) and premium plus sound system	A69	–	–	–	–	–	–	–	–	0	–	–
<b>FUNCTIONAL PACKAGES / GROUPS</b>												
BED UTILITY GROUP – Includes upper adjustable tie-downs, bed divider (available with RamBox® System only), bed lighting and spray-in bedliner (Big Horn / Lone Star <sup>27</sup> and Laramie models only; optional with L1, H1, H2, X1, X2, P1 and P2 Equipment Packages)	ANT	0	–	0	0	0	0	0	0	0	0	0
PROTECTION GROUP – Includes tow hooks, front suspension skid plate, transfer case skid plate, electronic power steering skid plate and fuel tank skid plate (4x4 models only)	A0B	0	–	0	–	0	0	0	0	0	0	0
OFF-ROAD GROUP – Includes tow hooks, front suspension skid plate, transfer case skid plate (on 4x4 models only), electronic power steering skid plate, fuel tank skid plate, rear electronic locking axle, front, off-road calibrated shocks, rear, off-road calibrated shocks, branded off-road shocks, front (Rebel only), branded off-road shocks, rear (Rebel only), Hill Descent Control, off-road decals (both sides, rear quarter panel, not included with Rebel), LT18-inch OWL On-/Off-Road tires, P20-inch OWL All-Terrain tires (on Laramie Longhorn and Limited; optional with 20-inch wheels on Big Horn / Lone Star <sup>27</sup> ) and full-size spare (optional with L1, H1 or H2 Equipment Packages; standard on all 4x2 and 4x4 Rebel models; not available with 4x2 non-Rebel models)	AWL	0	–	0	–	•	0	0	0	0	0	0
TRAILER-TOW GROUP – Includes Class IV hitch receiver, integrated trailer brake controller and 7 x 11-inch trailer-tow mirrors	AHC	0	–	0	0	0	0	0	0	0	0	0
ADVANCED SAFETY GROUP – Includes Adaptive Cruise Control with Stop & Go <sup>35</sup> Forward Collision Warning <sup>32</sup> LaneSense Lane Departure Warning Plus <sup>32</sup> Surround-View Camera System <sup>31</sup> Auto High-Beam Headlamp Control and Parallel and Perpendicular Park Assist <sup>31</sup> (optional with P2 and R1 Equipment Packages)	ALP	–	–	–	–	0	0	–	–	0	–	–
TRADESMAN GROUP – Includes Class IV hitch receiver and spray-in bedliner	AS9	0	–	–	–	–	–	–	–	–	–	–
MAX TOWING PACKAGE – Includes max towing 9.75-inch axle with 3.92 axle ratio, rear stabilizer bar, Trailer-Tow Group, 18 x 8-inch cast-aluminum base paint wheel, LT18-inch OWL On-/Off-Road tires (available on 5.7L HEMI V8 with eTorque 4x2 Quad Cab only)	AHQ	0	–	0	–	0	–	0	–	0	–	–
PREMIUM LIGHTING GROUP – Includes bi-LED projector headlamps with signature lighting, LED taillamps with signature lighting and LED fog lamps (optional with H2 Equipment Package only; required with Blind Spot Monitoring <sup>30</sup> on Big Horn / Lone Star <sup>27</sup> )	AD6	–	–	0	–	–	–	–	–	–	–	–
BODY-COLOR BUMPER GROUP – Includes body-color front bumper and body-color rear bumper	ALN	–	–	–	–	–	–	–	–	0	–	–
REBEL 12 PACKAGE – Includes leather-trimmed seating, premium sound system and Uconnect 12-inch radio	AZ5	–	–	–	0	–	–	–	–	–	–	–

• = Standard. 0 = Optional. P = Part of Package. – = Not available.



RAM 1500 TOWING AND PAYLOAD

MAX LOADED TRAILER WEIGHT <sup>15</sup>								
POWERTRAIN			QUAD CAB®		CREW CAB			
			6' 4"		5' 7"		6' 4"	
	AXLE RATIO	GCWR <sup>6</sup>	4x2	4x4	4x2	4x4	4x2	4x4
3.6L PENTASTAR® V6 eTORQUE WITH 8-SPEED AUTO	3.21	11,900	6,730	6,410	6,520	6,370	6,500	6,250
	3.55	12,900	7,730	7,410	7,520	7,370	7,500	7,250
	3.92	12,900	7,730	7,410	7,520	7,370	7,500	7,250
5.7L HEMI® V8 WITH 8-SPEED AUTO	3.21	13,900	8,510	8,370	8,440	8,240	8,430	8,140
	3.92	17,000	11,610	11,470	11,540	11,340	11,530	11,240
5.7L HEMI V8 eTORQUE WITH 8-SPEED AUTO	3.21	13,900	8,460	8,230	8,330	8,150	8,290	8,020
	3.92	17,000	11,560	11,330	11,430	11,250	11,390	11,120
	3.92	18,200	12,750					

Numbers in a **black box** reflect max ratings. Payload and Max Trailer Weights are estimated values. All weights are shown in lb unless otherwise stated. Payload and Max Trailer Weight values are rounded to the nearest 10 lb. Payload = GCWR minus Base Weight. Trailer Weight Rating and Tow Vehicle Trailing Weight are calculated as specified in SAE J2807. Payload and Trailer Weight Ratings

MAX PAYLOAD CAPACITIES <sup>15</sup>							
POWERTRAIN			QUAD CAB®		CREW CAB		
			6' 4"		5' 7"		6' 4"
	GCWR <sup>6</sup>	4x2	4x4	4x2	4x4	4x2	4x4
3.6L PENTASTAR® V6 eTORQUE WITH 8-SPEED AUTO	6,010	1,210					
	6,800		1,710				
	6,900	2,100		1,930	1,770	1,880	1,670
	7,100	<b>2,300</b>					
5.7L HEMI® V8 WITH 8-SPEED AUTO	6,900	1,900		1,850		1,830	
	7,100		1,970		1,840		1,780
5.7L HEMI V8 eTORQUE WITH 8-SPEED AUTO	6,900	1,830		1,740		1,690	
	7,100		1,820		1,780		1,680

are mutually exclusive. CAWRs, GWRs and GCWRs should never be exceeded. The recommended tongue weight for a conventional hitch is 10 percent of the gross trailer weight. The maximum tongue weight for a Class IV hitch receiver is limited to 1,100 lb. A weight-distributing hitch is recommended for trailers over 5,000 lb.



# RAM 1500 CLASSIC



Properly secure all cargo.

## RAM 1500 CLASSIC



**17-inch Argent Steel**  
Standard on Tradesman®  
(WFP)



**17-inch Painted Aluminum**  
Standard on Express  
Available on Tradesman  
(WFE)



**17-inch Chrome-Clad Aluminum**  
Optional on Big Horn® / Lone Star®<sup>27</sup>  
(WFJ)



**20-inch Chrome-Clad Aluminum**  
Optional on Big Horn® / Lone Star®<sup>27</sup>  
(WR2)



**20-inch Semi-Gloss  
Black Painted Aluminum**  
Standard on Warlock  
Included with Black Accent Package on  
Express model and Black Appearance  
Group on Big Horn / Lone Star®<sup>27</sup>  
(WHN)



**20-inch Chrome-Clad Aluminum**  
Standard on  
Big Horn / Lone Star®<sup>27</sup>  
Available on Tradesman® and Express  
(WHK)

## 2019 RAM 1500 CLASSIC

	SALES CODE	TRADESMAN® REG / QUAD / CREW	EXPRESS REG / QUAD / CREW	WARLOCK QUAD / CREW	LONGEST STAR® QUAD / CREW
CPOS	B	J	F	S/R	
<b>ENGINES / TRANSMISSIONS</b>					
3.6L Pentastar® Flex Fuel 24V V6 with Variable Valve Timing (VVT) / 845RE 8-speed Automatic	ERB/DFL	-	-	-	-
5.7L HEMI® V8 with VVT and Fuel Saver Technology / 8HP70 8-speed Automatic	EZH/DFK/DFD	0	0	0	-
3.0L EcoDiesel V6 / 8HP70 8-speed Automatic	EXF/DFD	0	-	-	-
<b>MECHANICAL FEATURES</b>					
ACTIVE GRILLE SHUTTERS (included with 8-speed Automatic transmission)	MDX	P	P	-	P
ALTERNATOR – 160-amp	BAB	-	-	-	-
– 230-amp (included with 3.0L EcoDiesel V6)	BAM	P	-	-	-
AXLE – 3.21 ratio (not available with 3.0L EcoDiesel V6)	DMC	-	-	-	-
– 3.55 ratio (included with 3.0L EcoDiesel V6; not available with 5.7L HEMI V8)	DMD	O/P	0	-	O/P
– 3.92 ratio (included with Trailer and Traction Group)	DMH	0	0	O/P	0
– Antispin rear differential (included with Trailer and Traction Group)	DSA	0	0	O/P	0
BATTERY – 730-amp	BCN	-	-	-	-
– 800-amp (included with 3.0L EcoDiesel V6)	BCF	P	-	-	P
ENGINE BLOCK HEATER (included with Cold Weather Group if equipped with 3.0L EcoDiesel V6)	NHK	O/P	0	0	0
ENGINE COOLING – Heavy-duty (included with 5.7L HEMI V8)	NMC	P	P	P	P
– Maximum-duty (included with 3.0L EcoDiesel V6)	NMX	P	-	-	P
Fuel Tank – 26-gallon (included with 3.0L EcoDiesel V6)	NFW	-	-	-	-
– 32-gallon (included with 8" box model; not available with 3.0L EcoDiesel V6 or on Regular Cab short-box models; optional on 6' 4" and 5' 7"-box models)	NFX	O/P	0	0	0
SHOCK ABSORBERS – Front, heavy-duty	SFB	-	-	-	-
– Rear, heavy-duty	SGB	-	-	-	-
– Rear, extra-heavy-duty (4x4 only)	SGD	-	-	-	-
STABILIZER BAR – Front	SHA	-	-	-	-
– Rear (not available on Regular Cab 4x2 8'-box models; included with 3.6L Pentastar V6 on Regular Cab 4x2 6' 4"-box model)	SHF	-	-	-	-
STEERING – Electronic rack and pinion	SBA	-	-	-	-
SUSPENSION – Front, upper and lower A-arms, coil springs, twin-tube shocks	-	-	-	-	-
– Rear, 5-link, coil springs, twin-tube shocks	-	-	-	-	-
TRAILER HITCH – Class IV hitch receiver (included with Trailer-Tow Group)	XFH/XF9	-	O/P	0	-
TRANSFER CASE – Electronic part-time (4x4 models only)	DH9	-	-	-	-
– Electronic on-demand (4x4 models only)	DH8	-	-	-	-
WINCH – Tire carrier	TBM	-	-	-	-
<b>EXTERIOR FEATURES</b>					
BED LIGHTING SYSTEM – LED (included with Luxury Group or RamBox® Cargo Management System)	LPL	O/P	O/P	P	-
BED RAILS – Chrome, tubular, for 5' 7" and 6' 4" bed sides (not available with RamBox System or tonneau cover)	MEB	-	-	-	0
BEDLINER – Spray-in (included with RamBox Value Package)	XMF	-	0	0	O/P
BODY MODEL – Regular Cab 6' 4" box	6L	0	0	-	-
– Regular Cab 8' box	62	0	-	-	-
– Quad Cab® 6' 4" box	4L	0	0	0	0
– Crew Cab 5' 7" box	98	0	0	0	0
– Crew Cab 6' 4" box	9L	0	-	-	0
BODYSIDE MOLDINGS – Chrome	MJB	-	-	-	0
BUMPERS – Front and rear, Black	MB1/MBN	-	-	-	-
– Front and rear, painted body-color (included with Black Appearance Group)	MBA/MBC	-	-	-	P
– Front and rear, Black powder-coated	MBJ/MBS	-	-	-	-
– Front and rear, Chrome (included with Chrome Appearance Group, SXT Package or Chrome Plus Package)	MCT/MBF	P	-	-	-
– Rear body-color	MBQ	-	-	-	-
DOOR HANDLES – Black (included with low-volume paint colors)	MNA	-	-	-	P
– Body-color	MNK	-	-	-	-
EXHAUST – Single rear (included with 3.6L Pentastar V6)	-	P	P	P	-
– Dual rear (included with 5.7L HEMI V8 or 3.0L EcoDiesel V6)	NER	P	P	P	P
FASCIA – Front upper, Black (included with low-volume paint colors)	MCL	-	-	-	P
– Front upper, body-color (included with SXT Package, Chrome Appearance Group or Chrome Plus Package)	MCM	P	-	-	-
– Front full, body-color	MBP	-	-	-	-

## 2019 RAM 1500 CLASSIC

	SALES CODE	TRADESMAN® REG / QUAD / CREW	EXPRESS REG / QUAD / CREW	WARLOCK QUAD / CREW	LONGEST STAR® QUAD / CREW
CPOS	B	J	F	S/R	
<b>EXTERIOR FEATURES (continued)</b>					
FOG LAMPS (included with SXT Package)	LNJ	P	-	-	-
– Front LED	LNV	-	-	-	-
GRILLE – Black surround, Black hex-link	MFF	-	-	-	-
– Black-painted honeycomb grille (included with Black Appearance Group)	MFS	-	-	-	P
– Black with Ram lettering	MFM	-	-	-	-
– Chrome surround, Black hex-link (included with Chrome Appearance Group, SXT Package or Chrome Plus Package)	MFD	P	-	-	-
– Body-color surround, Black hex-link	MFT	-	-	-	-
– Chrome surround, chrome billet-perf	MFH	-	-	-	-
HEADLAMPS/TAILLAMPS – Automatic	LMG	-	-	-	-
– Bifunctional halogen projector with Black bezels and Sport LED taillamps	LMM/LAE	-	-	-	-
– Quad-lens halogen with incandescent taillamps	LME/LAG	-	-	-	-
– Quad-lens halogen Black-look with incandescent taillamps (included with Black Accent Package or Black Appearance Group)	MFA/LAG	-	P	-	P
MIRRORS – Manual, Black, 6 x 9-inch (Regular Cab only)	GPU	-	-	-	-
– Power, heated, folding, Black, 6 x 9-inch (included with Power and Remote Entry Group)	GT6	P	P	-	-
– Manual, folding trailer-tow, Black, 7 x 11-inch (included with Trailer-Tow Group; Regular Cab only)	GPD	P	P	-	-
– Power, heated, auto-dimming, power-folding, Black, 6 x 9-inch; includes exterior courtesy lamps and supplemental turn signal (included with Luxury Group)	GUK	-	-	P	-
– Power trailer-tow, manual folding, Black, 7 x 11-inch; includes exterior courtesy lamps and supplemental turn signal (included with Trailer-Tow Group)	GPG	P	P	O/P	P
SIDE STEPS – Tubular, cab-length, Black	MRU	0	0	0	-
– Tubular, wheel-to-wheel, chrome	MRA	0	0	-	0
SKID PLATE – Front suspension, 4x4 models only (included with Protection Group)	XEU	P	-	P	P
– Transfer case, 4x4 models only (included with Protection Group)	XEF	P	-	P	P
SPORT PERFORMANCE HOOD (optional with Black Appearance Group; includes Mopar® decal for Warlock)	MGB	-	-	0	0
STORAGE – RamBox® Cargo Management System: includes pickup box with integrated bins which are weatherproof, lockable and drainable, bed rails with four adjustable cleats, dual-purpose bed divider/extender and LED bed lighting system (5' 7" and 6' 4"-box models only; not available with 8' box; included with RamBox Value Package)	XB9	0	0	0	O/P
TIRES – P265/70R17 BSW All-Season	TTM	-	-	-	-
– LT265/70R17E BSW All-Terrain	TTB	0	-	-	-
– P275/60R20 BSW All-Season (included with Black Accent Package; included with optional 20-inch wheel)	TTN	P	P	-	-
– P275/60R20 OWL All-Season	TUB	-	-	-	-
– Spare, full-size	TBB/TBS	-	-	-	-
TONNEAU COVER – Soft, tri-fold (available with or without RamBox System)	CS7	0	0	0	0
TOW HOOKS (included with Protection Group)	XEA	P	-	-	P
WHEELS – 17 x 7-inch styled steel, painted Argent	WFP	-	-	-	-
– 17 x 7-inch painted cast aluminum (included with Chrome Appearance Group or Chrome Plus Package)	WFE	P	-	-	-
– 17 x 7-inch chrome-clad aluminum	WFJ	-	-	-	0
– 20 x 8-inch aluminum, painted Semi-Gloss Black (included with Black Accent Package or Black Appearance Group)	WHN	-	P	-	P
– 20 x 8-inch chrome-clad aluminum (included with SXT Package or Express Value Package)	WHK	P	O/P	-	-
– 20 x 9-inch chrome-clad aluminum	WR2	-	-	-	0
<b>INTERIOR FEATURES</b>					
AIR CONDITIONING – Manual	HAA	-	-	-	-
– Dual-Zone Automatic Temperature Control (included with Electronics Group, Heated Seats and Wheel Group or 8.4 radios)	HAF	P	P	P	-
CLUSTER – Instrument, with 3.5-inch display screen for Driver Information Display	JAE	-	-	-	-
– Premium instrument, with 7-inch Driver Information Display (included with Electronics or Luxury Groups)	JAL	P	P	P	-
CONSOLE – Full-size floor console (included with front bucket seats)	CUP	-	-	-	P
– Overhead (included with Uconnect® 5.0 radio)	CUN	P	P	-	-
– Overhead, with Universal Garage Door Opener (included with Luxury Group)	CV2	-	-	P	-
FLOOR MATS – Front/rear carpeted (included with SXT, Express Value, Chrome Plus Packages or Popular Equipment Group)	CLA/CLB	P	-	-	-
– Front/rear, rubber	CLV/CLF	0	0	0	0
LOAD FLOOR – Rear fold-flat (Quad Cab® and Crew Cab only; included with premium cloth *M9 or *MJ seats)	CVN	-	-	P	-
PEDALS – Non-adjustable	XAB	-	-	-	-

\* = Standard. 0 = Optional. P = Part of Package. - = Not available.

2019 RAM 1500 CLASSIC

	SALES CODE	TRADESMAN® REG./QUAD/CREW	EXPRESS REG./QUAD/CREW	WHALOCK QUAD/CREW	BIG HORN® / LONG STAR® QUAD/CREW
CPOS	B	J	F	S/R	
<b>INTERIOR FEATURES (continued)</b>					
SEATS – Manual-adjusting driver and front-passenger	JP8	•	•	•	–
– Seat belt, front, shoulder height-adjustable	CGD/LAX	•	•	•	•
– Power 10-way driver (Included with premium cloth seats)	JRT	–	–	P	•
– Power two-way lumbar adjuster (driver's seat only; included with premium cloth seats)	JPW	–	–	P	•
– Heated, driver and front-passenger, includes heated steering wheel (included with Heated Seats and Wheel Group)	CMA/NHS	–	–	P	P
– Vinyl 40/20/40 split-bench front seat with folding front armrest/cup holder, floor-mounted storage tray on Crew Cab (Quad Cab® and Crew Cab models include folding rear bench seat trimmed in vinyl)	*TX	•	•	–	–
– Cloth 40/20/40 split-bench front seat, front armrest with cup holder (Quad Cab and Crew Cab models include cloth folding rear bench seat; included with Popular Equipment Group, Express Value, SXT or Chrome Plus Packages)	*V9	P	P	•	–
– Premium cloth-trimmed 40/20/40 split-bench front seat, front armrest with cup holder, power 10-way driver seat, power lumbar adjuster, front center-seat cushion storage, 115-volt auxiliary power outlet (Quad Cab and Crew Cab models include 60/40 split-folding rear bench seat with underseat storage and fold-flat load floor storage)	*M9	–	–	0	•
– Premium cloth-trimmed low-back bucket seats, power 10-way driver seat, power lumbar adjuster, full-length floor console, 115-volt auxiliary power outlet (Quad Cab and Crew Cab models include 60/40 split-folding rear bench seat trimmed in cloth with underseat storage and fold-flat load floor storage; included with RamBox® Value Package)	*MJ	–	–	0	0/P
STEERING WHEEL – Urethane	SCF	•	•	•	–
– Leather-wrapped with audio control buttons (included with Luxury Group)	SCV	–	–	P	•
– Heated (included with Heated Seats and Wheel Group)	NHS	–	–	P	P
STORAGE – Front, center-seat cushion (included with optional CD player and *M9 seats)	CVH	P	P	P	P
– Front, behind the seats (Regular Cab only)	CU3	•	•	–	–
– Rear, in-floor bins, two with removable liners (Crew Cab only)	CB9	•	•	•	•
– Rear, underseat compartment (Quad Cab and Crew Cab models only)	CUE	•	•	•	•
– Dual glove boxes with closing doors	–	–	–	•	•
SUNROOF – Power (Quad Cab and Crew Cab models only; included with RamBox Value Package)	GWA	–	–	0	0/P
WINDOWS – Manual (Regular Cab only)	JF8	•	•	–	–
– Power, front with driver one-touch down (Regular Cab only; included with Power and Remote Entry Group)	JPY	P	P	–	–
– Power, front and rear with driver one-touch down and up (Quad Cab and Crew Cab models only)	JP3	•	•	•	•
– Rear backlight, fixed (standard on Regular Cab models)	GJD	•	•	–	–
– Rear backlight, sliding	GFD	0	0	•	–
– Rear backlight, power-sliding (Quad Cab and Crew Cab models only)	GFE	–	–	0	•
– Rear defroster (with power-sliding rear backlight only)	GFA	–	–	0	0
<b>UCONNECT® MULTIMEDIA</b>					
CONNECTIVITY – Auxiliary input jack for mobile devices	RSU	•	•	•	•
– USB 1.5-amp fully functioning port	RSX	•	•	•	•
– USB 2.5-amp charging-only port (included with *V9, *M9, *MJ seats and Uconnect 5.0 radio)	RS3	P	P	•	•
APPLE CARPLAY® <sup>33</sup> (included with 8.4-inch radios)	RFP	–	P	P	•
ANDROID AUTO™ <sup>34</sup> (included with 8.4-inch radios)	RFS	–	P	P	•
RADIOS – Radio 3.0 AM/FM	RA1	•	•	–	–
– Uconnect 3.0 AM/FM/Bluetooth® Voice Command (included with Chrome Plus Package)	UA1	0/P	0	–	–
– Uconnect 3 with 5-inch display; AM/FM/Bluetooth (included with Express Value Package or SXT Package)	RA2	0/P	0/P	•	–
– Uconnect 4C with 8.4-inch display; AM/FM/Bluetooth/Connectivity (included with Electronics Group; optional with Express Value Package)	UAS	P	0/P	0	•
– Uconnect 4C NAV with 8.4-inch display; AM/FM/Bluetooth/Connectivity/NAV (included with RamBox Value Package)	UAQ	–	–	0	0/P
RADIO CONTROLS – Steering wheel-mounted audio controls (included with leather-wrapped steering wheel)	R0Z	–	–	P	P
SINGLE-DISC CD PLAYER	RH1	0	0	0	0
SIRIUSXM® RADIO <sup>31</sup> (included with Popular Equipment Group or SXT Package)	RSD	P	P	•	•
SIRIUSXM TRAFFIC PLUS <sup>31</sup> (included with Uconnect 4C NAV radio)	RTB	–	–	P	P
SIRIUSXM TRAVEL LINK <sup>31,32</sup> (included with Uconnect 4C NAV radio)	RSM	–	–	P	P
SIRIUSXM GUARDIAN™ <sup>32</sup> (included with Uconnect 4C or 4C NAV radio)	RSK	P	P	P	P
SPEAKER SYSTEM – Six, standard	RCG	•	•	•	•
– Premium II; 10 speakers, including a subwoofer and 12-channel amplifier (Quad Cab and Crew Cab models only)	RC3	–	–	0	0
UCONNECT BLUETOOTH CONNECTIVITY – Includes hands-free phone; <sup>31</sup> streaming audio, Voice Command and Text Message Reader <sup>35</sup> (included with UA1/RA2/UAS/UAQ radios)	XRB	P	P	•	•

2019 RAM 1500 CLASSIC

	SALES CODE	TRADESMAN® REG./QUAD/CREW	EXPRESS REG./QUAD/CREW	WHALOCK QUAD/CREW	BIG HORN® / LONG STAR® QUAD/CREW
CPOS	B	J	F	S/R	
<b>SAFETY &amp; SECURITY</b>					
AIR BAGS <sup>36</sup> – Advanced multistage front	CC3	•	•	•	•
– Supplemental side-curtain	CGS	•	•	•	•
– Supplemental front-seat side-mounted	CJ1	•	•	•	•
BRAKES – Power-assisted 4-wheel antilock disc	BRT	•	•	•	•
ELECTRONIC STABILITY CONTROL (ESC) <sup>37</sup> – Includes 4-wheel ABS, Brake Assist, All-Speed Traction Control, Rain Brake Support, Ready Alert Braking, Electronic Roll Mitigation, Hill Start Assist and Trailer Sway Damping <sup>37</sup>	BNB	•	•	•	•
PARKSENSE® REAR PARK ASSIST <sup>31</sup>	XAA	–	–	•	–
PARKSENSE FRONT AND REAR PARK ASSIST <sup>31</sup> (not available on Regular Cab)	XAG	–	–	–	•
PARKVIEW® REAR BACK-UP CAMERA <sup>31</sup> – With dynamic grid lines (grid lines not available with 3.0 radios)	XAC	•	•	•	•
REMOTE KEYLESS ENTRY WITH ALLSECURE® – Controls for power door locks, tailgate and RamBox® System (when equipped), illuminated entry system and panic alarm; includes two transmitters (included with Popular Equipment Group, SXT Package, Chrome Plus Package, Express Value Package or Power and Remote Entry Group)	GXM	P	P	•	•
REMOTE START SYSTEM <sup>38</sup> (included with Remote Start and Security Group)	XBM	–	–	P	•
SECURITY ALARM <sup>38</sup> (included with Remote Start and Security Group)	LSA	–	–	P	•
TRAILER BRAKE CONTROLLER – Fully integrated electronic (included with Trailer-Tow Group and Trailer and Traction Group)	XHC	0/P	0/P	0/P	0/P
<b>PACKAGES / EQUIPMENT GROUPS</b>					
BLACK ACCENT PACKAGE – Includes Black badges, Black bezel headlamps, body-color grille and 20-inch Black-painted aluminum wheels (requires Express Value Package)	ALU	–	0	–	–
BLACK APPEARANCE GROUP – Includes Black door handles, Black exterior badges, Black bezel headlamps, Black front and rear bumpers, Black grille and 20-inch Black-painted aluminum wheels	ADN	–	–	–	0
CHROME APPEARANCE GROUP – Includes chrome front and rear bumpers, chrome grille surround, body-color upper front fascia and 17-inch painted aluminum wheels	AED	0	–	–	–
CHROME PLUS PACKAGE – Includes cloth 40/20/40 bench seat, carpet floor covering, remote keyless entry, floor mats, body-color upper fascia, chrome front and rear bumpers, chrome grille, Uconnect® 3.0 radio and 17-inch aluminum wheels; deletes spray-in bedliner	AEP	0	–	–	–
COLD WEATHER GROUP – Includes engine block heater and winter front grille cover (requires 3.0L EcoDiesel V6)	ADE	0	–	–	0
ELECTRONICS GROUP – Includes Dual-Zone Automatic Temperature Control, 7-inch Driver Information Display cluster and Uconnect 4C radio with 8.4-inch display	AFC	0	0	0	–
EXPRESS VALUE PACKAGE – Includes cloth 40/20/40 bench seat, carpet floor covering, floor mats, remote keyless entry, SiriusXM® Radio <sup>31</sup> ; 5-inch touchscreen radio, dual exhaust tips and 20-inch chrome-clad aluminum wheels and tires (not available on Regular Cab models)	AYY	–	0	–	–
HEATED SEATS AND WHEEL GROUP – Includes heated cloth seats and heated steering wheel	AGF	–	–	0	0
LUXURY GROUP – Includes overhead console with Universal Garage Door Opener, sun visors with illuminated vanity mirror, rearview auto-dimming mirror, power, heated, power-folding mirrors with turn indicator and supplemental lamps, premium cluster with 7-inch Driver Information Display, glove box lamp, rear dome lamp with on/off switch, LED bed lighting and leather-wrapped steering wheel (requires 8.4-inch radio)	ADA	–	–	0	–
POPULAR EQUIPMENT GROUP – Includes cloth 40/20/40 bench seat, carpeted flooring, remote keyless entry, floor mats and SiriusXM Radio <sup>31</sup>	AJY	0	0	–	–
POWER AND REMOTE ENTRY GROUP – Includes premium vinyl door trim, remote keyless entry, foldaway Black power, heated mirrors, power windows with front one-touch down and power locks (Regular Cab only)	AJH	0	0	–	–
PROTECTION GROUP – Includes tow hooks, front suspension and transfer case skid plates (4x4 models only)	ADB	0	–	0	0
RAMBOX VALUE PACKAGE – Includes premium cloth bucket seats, spray-in bedliner, power sunroof, Uconnect 4C NAV radio and RamBox Cargo Management System	AEH	–	–	–	0
REMOTE START AND SECURITY GROUP – Includes security alarm <sup>38</sup> and Remote Start System <sup>38</sup>	AJB	–	–	0	–
SXT PACKAGE – Includes cloth 40/20/40 bench seat, carpet floor covering, remote keyless entry, floor mats, fog lamps, body-color upper fascia, chrome front and rear bumpers, chrome grille, SiriusXM Radio <sup>31</sup> ; Uconnect 3 with 5-inch display and 20-inch chrome-clad aluminum wheels	AAV	0	–	–	–
TRAILER AND TRACTION GROUP – Includes trailer-tow mirrors, 3.92 axle ratio, antispin differential and trailer brake controller	AAR	–	–	0	–
TRAILER-TOW GROUP – Includes electronic trailer brake controller, Class IV hitch receiver and 7 x 11-inch trailer-tow mirrors (included with Trailer and Traction Group)	AHC	0	0	0/P	0

• = Standard. 0 = Optional. P = Part of Package. – = Not available.

**RAM 1500 CLASSIC TOWING AND PAYLOAD**

<b>TOWING—SAE J2807 COMPLIANT</b>												
Max Loaded Trailer Weight <sup>15</sup>			REGULAR CAB				QUAD CAB®		CREW CAB			
			6' 4" BOX		8' BOX		6' 4" BOX		5' 7" BOX		6' 4" BOX	
ENGINE	AXLE RATIO	GCWR <sup>6</sup>	4x2	4x4	4x2	4x4	4x2	4x4	4x2	4x4	4x2	4x4
3.6L PENTASTAR® V6	3.21	9,850	5,010	4,810	4,790	4,590	4,630	4,440	4,590	4,390		
	3.55	12,200	7,360	7,160								
	3.55	12,400			7,340	7,140						
	3.55	12,900					7,680	7,490	7,640	7,440		
3.0L ECODIESEL V6	3.55	13,750			8,260	8,040	8,070	7,840	8,010	7,770	7,940	7,730
	3.92	14,750			9,260	9,040	9,070	8,840	9,010	8,770	8,940	8,530
5.7L HEMI® V8	3.21	13,800	8,700	8,490	8,540	8,280	8,340	8,120	8,250	8,070	8,230	8,040
	3.92	14,350	9,250	9,040								
	3.92	15,850										10,090
	3.92	15,975			10,710	10,460	10,510	10,300	10,430	10,240	10,400	

<b>PAYLOAD</b>												
Max Payload Capacities <sup>15</sup>			REGULAR CAB				QUAD CAB		CREW CAB			
			6' 4" BOX		8' BOX		6' 4" BOX		5' 7" BOX		6' 4" BOX	
ENGINE	GCWR <sup>6</sup>		4x2	4x4	4x2	4x4	4x2	4x4	4x2	4x4	4x2	4x4
3.6L PENTASTAR V6	6,025		1,500									
	6,300			1,580								
	6,600				1,890	1,710						
	6,800						1,920	1,740	1,860	1,670		
3.0L ECODIESEL V6	6,600				1,510	1,300						
	6,800						1,490	1,260	1,420	1,190	1,360	1,140
	6,950						1,640	1,410	1,570	1,340	1,510	1,290
5.7L HEMI V8	6,350		1,620	1,410								
	6,600				1,700	1,490						
	6,800						1,700	1,490	1,620	1,430	1,590	1,400
	6,900						1,800	1,590	1,720	1,530	1,690	1,500

Numbers in **black boxes** reflect max ratings. Payload and Max Trailer Weights are estimated values. All weights are shown in lb unless otherwise stated. Payload and Max Trailer Weight values are rounded to the nearest 10 lb. Payload = GVWR - Base Weight. Trailer Weight Rating and Tow Vehicle Trailing Weight are calculated as specified in SAE J2807. Payload and Trailer Weight Rating are mutually exclusive. GAWRs, GVWRs and GCWRs should never be exceeded. The recommended tongue weight for a conventional hitch is 10 percent of the gross trailer weight. The maximum tongue weight for a Class IV hitch receiver is limited to 1,100 lb. Weight-distributing hitch is recommended for trailers over 5,000 lb.

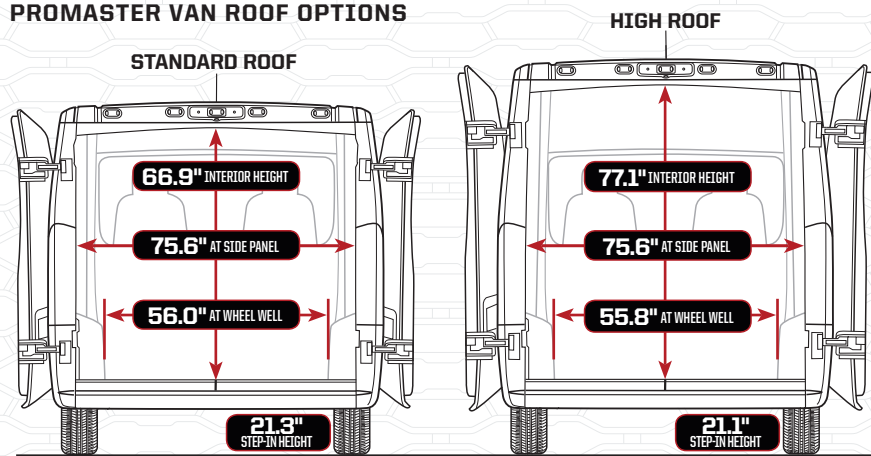
# RAM PROMASTER® VAN

# RAM PROMASTER® CUTAWAY/CHASSIS CAB



Shown with aftermarket upfits.

## PROMASTER VAN ROOF OPTIONS



**303.7** CUBIC FEET  
MAX CARGO AREA

Meets SAE J1100 requirements.

**462.9** CUBIC FEET  
MAX CARGO AREA

Meets SAE J1100 requirements.



**16-inch Painted Steel Wheel with Center Cap**  
Standard for Ram ProMaster 1500/2500/3500 (WCS and WMN)



**16-inch Steel Wheel with Optional Cover**  
Optional for Ram ProMaster 1500/2500/3500 (W6A)



**16-inch Black-Painted Steel Wheel with Center Cap**  
Optional for Ram ProMaster 1500/2500/3500 (WDL)



**16-inch Aluminum Wheel**  
Optional for Ram ProMaster 1500/2500/3500 (WDN)

## 2019 RAM PROMASTER 1500/2500/3500 CARGO VAN AND 3500 CUTAWAY/CHASSIS CAB

### ENGINE / TRANSMISSION

3.6L Pentastar® V6 / 6-speed Automatic

### MECHANICAL FEATURES

ADDITIONAL KEY FOBBS – Two

ALTERNATOR – 180-amp

– 220-amp (packed with RV Ready Prep Package)

AUXILIARY FUEL TAP

BATTERY – 95-amp

– Auxiliary Power Connector

CRUISE CONTROL

ELECTRONIC STABILITY CONTROL (ESC)<sup>1</sup>

ENGINE BLOCK HEATER

FUEL TANK – 24-gallon

FULL-SIZE SPARE TIRE

POWER STEERING

ACTIVE SPEED LIMITER – 65-mph maximum speed

– 70-mph maximum speed

– 77-mph maximum speed

SUSPENSIONS – Heavy-duty (2500/3500)

– Light-duty (118-inch wheelbase; 1500 models only)

– Medium-duty (136-inch wheelbase; 1500 models only)

– Premium heavy-duty (3500 models only; Cargo Van and Windowed Van require 159-inch wheelbase)

– Touring

TEMPORARY SPARE TIRE MOUNT

UPFITTER ELECTRONIC MODULE – Vehicle System Interface Module (VSIM)

### EXTERIOR FEATURES

CHROME GRILLE (included with Premium Appearance Group)

DAYTIME RUNNING LIGHTS

DOORS, REAR – 260-degree-opening

– Hinged with fixed glass

DOORS, SIDE – Left-side with fixed glass (includes window grate and deep-tint sunscreen; 136-inch wheelbase; Standard Roof only)

– Left-side with no glass (not available on 118-inch wheelbase models)

– Left-side with fixed window (includes deep-tint sunscreen; not available on 118-inch wheelbase)

– Right-side with fixed glass (includes window grate and deep-tint sunscreen; optional on Standard Roof Cargo Vans only)

– Right-side with no glass

– Right-side with fixed window (includes deep-tint sunscreen)

	SALES CODE	VAN	WINDOWED	CHASSIS CAB	CUTAWAY
ENGINE / TRANSMISSION	ERB/DG2	•	•	•	•
MECHANICAL FEATURES					
ADDITIONAL KEY FOBBS – Two	GXK	0	0	0	0
ALTERNATOR – 180-amp	BAD	•	•	•	•
– 220-amp (packed with RV Ready Prep Package)	BAJ	Q/P	Q/P	•	•
AUXILIARY FUEL TAP	XFZ	•	•	•	•
BATTERY – 95-amp	BCY	•	•	•	•
– Auxiliary Power Connector	BC1	•	•	•	•
CRUISE CONTROL	NHM	0	0	0	0
ELECTRONIC STABILITY CONTROL (ESC) <sup>1</sup>	BNB	•	•	•	•
ENGINE BLOCK HEATER	NHK	0	0	0	0
FUEL TANK – 24-gallon	NFE	•	•	•	•
FULL-SIZE SPARE TIRE	TBB	•	•	•	•
POWER STEERING	SBA	•	•	•	•
ACTIVE SPEED LIMITER – 65-mph maximum speed	JJ4	0	0	0	0
– 70-mph maximum speed	JJ5	0	0	0	0
– 77-mph maximum speed	JJ9	0	0	0	0
SUSPENSIONS – Heavy-duty (2500/3500)	SDB	•	0	–	–
– Light-duty (118-inch wheelbase; 1500 models only)	SDA	•	•	•	•
– Medium-duty (136-inch wheelbase; 1500 models only)	SDJ	•	•	•	•
– Premium heavy-duty (3500 models only; Cargo Van and Windowed Van require 159-inch wheelbase)	SDD	0	0	•	•
– Touring	SDC	•	•	•	•
TEMPORARY SPARE TIRE MOUNT	TBA	–	–	0	0
UPFITTER ELECTRONIC MODULE – Vehicle System Interface Module (VSIM)	XXS	0	0	0	0
EXTERIOR FEATURES					
CHROME GRILLE (included with Premium Appearance Group)	MFE	P	P	P	P
DAYTIME RUNNING LIGHTS	LMK	0	0	0	0
DOORS, REAR – 260-degree-opening	GLF	•	•	•	•
– Hinged with fixed glass	GLB	0	•	•	•
DOORS, SIDE – Left-side with fixed glass (includes window grate and deep-tint sunscreen; 136-inch wheelbase; Standard Roof only)	GKD	0	–	–	–
– Left-side with no glass (not available on 118-inch wheelbase models)	GKE	0	–	–	–
– Left-side with fixed window (includes deep-tint sunscreen; not available on 118-inch wheelbase)	GKT	0	–	–	–
– Right-side with fixed glass (includes window grate and deep-tint sunscreen; optional on Standard Roof Cargo Vans only)	GKB	0	–	–	–
– Right-side with no glass	GKA	•	•	•	•
– Right-side with fixed window (includes deep-tint sunscreen)	GKS	0	•	•	•

\* = Standard, 0 = Optional, P = Part of Package, – = Not available.

**2019 RAM PROMASTER® 1500/2500/3500 CARGO VAN AND 3500 CUTAWAY/CHASSIS CAB**

CPOS PACKAGE	SALES CODE	VAN	WINDOWED	CHASSIS CAB	CUTAWAY
	2TA				
<b>EXTERIOR FEATURES (continued)</b>					
FRONT FOG LAMPS (included with Premium Appearance Group)	LNJ	O/P	O/P	O/P	O/P
FRONT LICENSE PLATE BRACKET	MDA	0	0	0	0
HALOGEN HEADLAMPS	LMA	.	.	.	.
CLASS IV HITCH RECEIVER – Includes 4- and 7-pin wiring harness (included with RV Ready Prep Package; limited availability)	XFH	O/P	O/P	–	–
MIRRORS – Manual-adjustable/manual-folding	GTP	.	.	.	.
– Power-adjustable/power-folding, heated	GTR	0	0	–	–
– Wide power-adjustable, heated	GTB	0	0	0	0
RAM GRILLE IN SILVER	MFD	.	.	.	.
REAR-WALL WINDOW	GEV	–	–	–	–
ROOF CLEARANCE LAMPS – Deletes the front clearance lamps	LTB	–	–	0	0
– Front	LNC	.	.	.	.
– Rear	LNG	.	.	–	–
SPLASH GUARDS – Vehicle set (by Mopara)	MKN	0	0	–	–
STEP – Rear bumper extension (not available with Trailer-Tow Group or Class IV hitch receiver; see your dealer for availability; by Mopar)	MDM	0	0	–	–
– Sliding-door step, left-side (requires left-side door; see your dealer for availability; by Mopar)	MR3	0	0	–	–
– Sliding-door step, right-side (see your dealer for availability; by Mopar)	MRZ	0	0	–	–
TAILLAMP EXTENSION WIRING	XGF	–	–	.	.
WHEELS – 16-inch aluminum (included with RV Ready Prep Package)	WDN	O/P	O/P	0	0
– 16-inch Silver-painted steel with center cap	WMN	.	.	.	.
– 16-inch Silver-painted steel with full wheel cover	WGA	0	0	0	0
– 16-inch Black-painted steel	WDL	0	0	0	0
– Center Cap Delete	WHB	0	0	0	0
WINDOW – Left-side second-row fixed (optional on High Roof Cargo Van models only)	GEA	0	.	–	–
WINDOW DEFROSTER – Rear (requires rear doors with glass on Cargo Van models)	GFA	0	.	–	–
<b>INTERIOR FEATURES</b>					
12-VOLT AUXILIARY POWER OUTLET – Front	JJJ	.	.	.	.
– Rear	JKP	0	0	–	–
AIR CONDITIONING – Deletes air conditioning; heater only	HCD	0	0	0	0
– Manually controlled, with heat	HAA	.	.	.	.
– Rear Heater Air Conditioning Prep Package (not available with Air Conditioning Delete; included with RV Ready Prep Package)	HOG	O/P	O/P	0	0
ASSIST HANDLE – Rear doors (by Mopar)	CSR	0	0	–	–
AUXILIARY UPFITTER SWITCHES – Two (included with RV Ready Prep Package)	LHL	O/P	O/P	0	0
CARGO-AREA LIGHTING – Incandescent	LPE	.	.	–	–
– LED rear lamp	LDB	0	0	–	–
CARGO COMPARTMENT FLOOR MAT (by Mopar)	CKL	0	–	–	–
CARGO PARTITION – None	CTP	.	.	–	–
– With sliding window	XJ1	0	–	–	–
– Without window	CWC	0	–	–	–
CARGO TIE-DOWNS – Floor	–	.	.	–	–
– Side wall	CKT	0	–	–	–
FRONT WALK-THRU MAT – Carpet (not available with passenger double seat; by Mopar)	CCL	0	0	–	–
– Slush (not available with passenger double seat; by Mopar)	CKC	0	0	–	–
INSTRUMENT PANEL WITH BRIGHT BEZELS	JBD	0	0	0	0
LOCKING GLOVE BOX (included with Interior Convenience Group)	JKA	P	P	P	P
POWER DOOR LOCKS – Speed-sensitive	JPH	.	.	.	.
REAR-DOOR CARGO NET (included with Interior Convenience Group)	CKR	P	–	–	–
SEATING SURFACES – Cloth	*A7	.	.	.	.
– Vinyl (not available with swivel seats)	*B7	0	0	0	0
SEATS – Four-way manually-adjustable driver and front-passenger bucket	CDN/ COT	.	.	.	.
– Driver 6-way adjustable with lumbar adjuster (not available with driver suspension bucket seat or passenger swivel seat)	CDL	0	0	0	0
– Driver and passenger 6-way adjustable with lumbar adjuster (not available with passenger double seat, driver swivel seat or driver suspension bucket seat)	CDU	0	0	0	0
– Driver suspension bucket (not available with driver swivel seat, heated driver seat or 6-way adjustable seat)	CXX	0	0	0	0
– Driver swivel (requires cloth seating surfaces; not available with 6-way adjustable seats or cargo partition)	CEA	0	0	0	0
– Heated driver (requires 6-way adjustable driver seat; not available with driver swivel seat)	CMB	0	0	0	0
– Heated passenger (requires 6-way adjustable driver/passenger seats)	CMC	0	0	0	0
– Passenger double (requires 4-way or 6-way adjustable driver seats)	CAA	0	–	–	–
– Passenger Delete (includes Deactivate Passenger Air Bag <sup>24</sup> and Passenger Seat Belt Mount Delete)	CD9	0	0	0	0
– Passenger swivel (requires cloth seating surfaces and driver swivel seat; not available with cargo partition or heated seat)	CHR	0	0	0	0
SHELF ABOVE ROOF TRIM (included with Interior Convenience Group)	CTA	P	P	P	P
SPRAY-ON FLOOR LINER (not available with wood floor; by Mopar)	XMF	0	0	–	–
STEERING COLUMN – Telescoping	SUC	.	.	.	.
STEERING WHEEL – Leather-wrapped	SCC	0	0	0	0

**2019 RAM PROMASTER® 1500/2500/3500 CARGO VAN AND 3500 CUTAWAY/CHASSIS CAB**

CPOS PACKAGE	SALES CODE	VAN	WINDOWED	CHASSIS CAB	CUTAWAY
	2TA				
<b>INTERIOR FEATURES (continued)</b>					
TIRE PRESSURE MONITORING LIGHT	XGM	.	.	.	.
UPFIT INTERFACE CONNECTOR (included with Rear-Speaker Wiring Prep)	BC3	.	.	.	.
WALL PANELS – Upper-side (include lower-side)	CTE	0	–	–	–
– Lower-side	CMG	0	0	–	–
WINDOWS – Power with one-touch down feature	JPY	.	.	.	.
– Window guards, rear (not available on Standard Roof Cargo Vans or 136-inch-wheelbase 2500 Windowed Van; by Mopara)	XGC	0	0	–	–
WOOD FLOOR – Rear (not available with Spray-On Floor Liner)	CME	0	0	–	–
<b>UCONNECT® MULTIMEDIA</b>					
REAR-SPEAKER WIRING PREP (includes upfit interface connectors)	RED	.	.	.	.
SIRIUSXM® RADIO <sup>21</sup>	RSD	0	0	0	0
UCONNECT 3 WITH 5-INCH DISPLAY (includes Media Hub with USB and auxiliary input and steering wheel-mounted audio controls)	UAA	.	.	.	.
UCONNECT 3 NAV WITH 5-INCH DISPLAY (includes Navigation)	UAB	0	0	0	0
RAM TELEMATICS™ – One-year service (late availability)	X9R	0	0	0	0
– Three-year service (late availability)	X9S	0	0	0	0
– Five-year service (late availability)	X9T	0	0	0	0
<b>SAFETY &amp; SECURITY</b>					
AIR BAGS <sup>24</sup> – Driver and front-passenger	CG3	.	.	.	.
– Supplemental side-curtain front	CJ4	.	.	.	.
– Supplemental front-seat side	CJ1	.	.	.	.
DOT-CERTIFIED ROADSIDE SAFETY KIT (by Mopar)	ACL	0	0	0	0
PARKVIEW® REAR BACK-UP CAMERA <sup>11</sup>	XAC	.	.	–	–
REAR BACK-UP CAMERA <sup>11</sup> KIT (requires installation by upfitter)	XA3	–	–	.	.
PARKSENSE® REAR PARK ASSIST <sup>11</sup>	XAA	0	0	–	–
REMOTE KEYLESS ENTRY	GXM	.	.	.	.
REMOTE START <sup>24</sup> (by Mopar)	JJL	0	0	0	0
SECURITY ALARM <sup>24</sup>	LSA	0	0	0	0
<b>PACKAGES / EQUIPMENT GROUPS</b>					
DELIVERY PACKAGE 1 – Includes active speed-limiting device and key-in-ignition alert (restrictions apply)	AZA	0	0	0	0
INTERIOR CARGO RACK PACKAGE (requires cargo partition or cargo partition with sliding window; by Mopar)	CWN	0	–	–	–
INTERIOR CONVENIENCE GROUP – Includes locking glove box, shelf above roof trim, underseat storage tray and rear-door cargo net on Cargo Van models (included with RV Ready Prep Package)	AJV	O/P	O/P	0	0
PREMIUM APPEARANCE GROUP – Includes chrome grille and fog lamps (included with RV Ready Prep Package)	ALU	O/P	O/P	0	0
TRAILER-TOW GROUP – Includes Class IV hitch receiver with 4- and 7-pin wiring harness (included with RV Ready Prep Package; restrictions apply; by Mopar)	AHT	O/P	O/P	–	–
RV READY PREP PACKAGE – Includes Class IV hitch receiver, Interior Convenience Group, Premium Appearance Group, 220-amp alternator, driver and passenger swivel seats, rear heater, Air Conditioning Prep Package, auxiliary switches and 16-inch aluminum wheels (not available with 118-inch wheelbase)	ACV	0	0	–	–

– = Standard. 0 = Optional. P = Part of Package. – = Not available.

CAPABILITY	CARGO VAN						WINDOWED VAN		
	1500		2500		3500		2500	3500	
	118" WB	136" WB	136" WB	159" WB	159" WB	159" WB, EXT	159" WB	159" WB, EXT	
GVWR <sup>25</sup>	8,550	8,550	8,550	8,900	8,900	9,350	9,350	8,900	9,350
GCWR <sup>26</sup>	11,500	12,000	12,000	12,000	11,500	11,500	11,500	11,500	11,500
BASE CURB WEIGHT	4,554	4,662	4,788	4,768	4,895	4,923	5,021	4,958	5,061
MAXIMUM PAYLOAD <sup>25</sup>	4,000	3,890	3,760	4,130	4,010	4,430	4,330	3,940	4,290
FRONT GAWR <sup>27</sup>	4,629	4,629	4,629	4,629	4,629	4,629	4,629	4,629	4,629
REAR GAWR <sup>27</sup>	5,004	5,291	5,291	5,291	5,291	5,291	5,291	5,291	5,291
CURB-TO-CURB TURNING (FT)	36.3	40.7	40.7	40.7	46.8	46.8	46.8	46.8	46.8
MAXIMUM TOWING <sup>28</sup>	5,100	6,800	6,700	6,700	5,100	5,100	5,100	5,100	5,100

CAPABILITY	CHASSIS CAB			CUTAWAY		
	3500			3500		
	136" WB	159" WB	159" WB, EXT	136" WB	159" WB	159" WB, EXT
GVWR <sup>25</sup>	9,350	9,350	9,350	9,350	9,350	9,350
GCWR <sup>26</sup>	11,500	11,500	11,500	11,500	11,500	11,500
BASE CURB WEIGHT	4,177	4,216	4,245	4,116	4,147	4,195
MAXIMUM PAYLOAD <sup>25</sup>	5,170	5,130	5,100	5,230	5,200	5,150
FRONT GAWR <sup>27</sup>	4,629	4,629	4,629	4,629	4,629	4,629
REAR GAWR <sup>27</sup>	5,291	5,291	5,291	5,291	5,291	5,291
CURB-TO-CURB TURNING (FT)	40.7	46.8	46.8	40.7	46.8	46.8
MAXIMUM TOWING <sup>28</sup>	5,100	5,100	5,100	5,100	5,100	5,100

SAE J2807 COMPLIANT  
Weights given in lb unless otherwise noted.



Properly secure all cargo.

# RAM PROMASTER CITY®

**AMERICA'S  
MOST EFFICIENT  
WORK VAN** <sup>1</sup>

## 2019 RAM PROMASTER CITY®

	SALES CODE	TRADESMAN® CARGO VAN	TRADESMAN SLT CARGO VAN	WAGON	WAGON SLT
		2TC	2TD	2TA	2TB
<b>CPQS PACKAGE</b>					
<b>ENGINE / TRANSMISSION</b>					
2.4L Tigershark® MultiAir® 2 I-4 / 9-speed Automatic	ED6/DFH	-	-	-	-
<b>MECHANICAL FEATURES</b>					
ALTERNATOR - 160-amp	BAB	-	-	-	-
BATTERY - 700-amp, maintenance-free	BC8	-	-	-	-
BRAKES - Four-wheel antilock	BGK	-	-	-	-
FUEL TANK - 16-gallon	NFZ	-	-	-	-
TIRE SERVICE KIT - Includes puncture sealant and portable air compressor	XAH	-	-	-	-
UPFIT INTERFACE CONNECTOR (included with Taxi Cab Package on Wagon and RV Ready Prep Package)	BC3	O/P	O/P	O/P	O/P
<b>EXTERIOR FEATURES</b>					
BODYSIDE MOLDING - Black	MJA	-	-	-	-
BUMPERS - Front and rear, Black	MLM	-	-	-	-
- Front and rear, in body-color	MLA	-	-	-	-
DAYTIME RUNNING LIGHTS	LMK	0	0	0	0
DOORS - WINDOW GROUP 01 - Rear hinged doors with fixed glass and sliding side doors with vented glass (Wagon models only)	GC4	-	-	-	-
- WINDOW GROUP 03 - Includes left and right sliding door panels/rear door panels	GCL	-	-	-	-
- WINDOW GROUP 04 - Rear hinged doors with fixed glass	GC2	0	0	-	-
- Side-sliding right door with vented glass (passenger side only); included with rear hinged doors with fixed glass and sliding side doors with vented glass (when cargo partition is ordered without window grate; optional on Window Group 03 and 04)	GKC	0	0	-	-
- Side-sliding left door with vented glass (driver side only); included with rear hinged doors with fixed glass and sliding side doors with vented glass (when cargo partition is ordered without window grate; optional on Window Group 03 and 04)	GKH	0	0	-	-
- WINDOW GROUP 06 - Rear hinged doors with fixed glass, sliding side doors with vented glass (Cargo Van models only; with cargo partition)	GC3	0	0	-	-
- Side-sliding right door with vented glass (passenger side only); included with rear hinged doors with fixed glass and sliding side doors with vented glass (includes window grate when no cargo partition is ordered; optional on Window Group 03 and 04)	GKP	0	0	-	-
- Side-sliding left door with vented glass (driver side only); included with rear hinged doors with fixed glass and sliding side doors with vented glass (includes window grate when no cargo partition is ordered; optional on Window Group 03 and 04)	GKR	0	0	-	-
- WINDOW GROUP 05 - Rear hinged doors with fixed glass, sliding side doors with vented glass (Cargo Van models only; includes window grates when no cargo partition is ordered)	GCY	0	0	-	-
- Rear doors with 180-degree opening	GLE	-	-	-	-
FOG LAMPS - Front (require Lights and Wheels Group)	LNJ	-	P	-	P
GLASS - Deep-tint (not available on Cargo Van models with side-sliding rear doors with solid panels)	GEU	0	P	0	-
GRILLE - With Ram badging	ME6	-	-	-	-
HEADLAMPS - Halogen	LMA	-	-	-	-
MIRRORS - Remote, manual-adjustable	GTZ	-	-	-	-
- Power-adjustable, folding, heated with body-color caps	GTS	-	-	-	-
ROOF RACK - Side Rails (by Mopare; included with RV Ready Prep Package)	MWE	O/P	O/P	O/P	O/P
ROOF RACK CROSSBARS (require Roof Rack Side Rails; by Mopar; included with RV Ready Prep Package)	MWF	O/P	O/P	O/P	O/P
CROSSBARS - Three-Bar Utility (not available with Roof Rack Side Rails; by Mopar; included with RV Ready Prep Package)	MWM	0	0	0	0
SPLASH GUARDS - Vehicle set (by Mopar)	MKN	0	0	0	0
TIRES - 215/55R16XL BSW All-Season	TMC	-	-	-	-
WHEELS - 16-inch steel painted Silver with center cap	WDL	-	-	-	-
- 16-inch steel painted Black with full-painted Silver wheel covers (included with Taxi Cab Package)	W6A/WCS	0	-	O/P	-
- 16-inch aluminum (requires Lights and Wheels Group)	WDN	-	P	-	P
- Full-size spare tire	TBB	0	0	0	0
- Full-size spare tire and inflator kit	ACF	0	0	0	0
<b>INTERIOR FEATURES</b>					
AIR CONDITIONING	HAA	-	-	-	-
DOOR LOCKS - Power, speed-sensitive	JPH	-	-	-	-
FLOOR MATS - Front and Rear Carpet (by Mopar)	CLE	-	-	0	0
- Front and Rear Slush (by Mopar)	CLF	-	-	0	0
- Front Carpet (by Mopar)	CLC	0	0	-	-
- Front Slush (by Mopar)	CLY	0	0	-	-
LIGHTING - Map/courtesy/cargo lamps	LBC	-	-	-	-
CARGO AREA LIGHTING - LED (by Mopar)	LCP	0	0	-	-
SEATS - 60/40 Fold-and-Tumble three-person rear bench	CFE	-	-	-	-
- Cloth low-back bucket with manual adjuster	*B7	-	-	-	-
- Heated front (included with Popular Equipment Group)	JPM	-	0	-	O/P
- Premium cloth bucket with driver-side manual lumbar and height adjusters	*C7	-	-	-	-
- Premium vinyl bucket with driver-side manual lumbar and height adjusters and passenger-side manual lumbar adjuster (included with Taxi Cab Package on Wagon)	*N7	0	0	O/P	0
SPEED CONTROL	NHM	0	-	0	-
STEERING COLUMN - Tilt/telescoping	SUD	-	-	-	-

\* = Standard. 0 = Optional. P = Part of Package. - = Not available.



**16-inch Steel Wheel with Center Cap**  
Standard on Tradesman® Cargo Van/Wagon (WDL/WME)



**16-inch Aluminum Wheel**  
Available on Tradesman SLT Cargo Van/Wagon SLT (WDN)



**16-inch Steel Wheel with Full-Painted Silver Wheel Cover**  
Standard on Tradesman SLT Cargo Van/Wagon SLT Included with Taxi Cab Package Optional on Tradesman Cargo Van/Wagon (WCS/W6A)



## 2019 RAM PROMASTER CITY®

	SALES CODE	TRADESMAN® CARGO VAN	TRADESMAN SET CARGO VAN	WAGON	WAGON SLT
CPOS PACKAGE		2TC	2TD	2TA	2TB
<b>INTERIOR FEATURES (continued)</b>					
STEERING WHEEL	SCK	-	-	-	-
- Leather-wrapped with audio controls (included with Uconnect® 3 NAV with 5-inch display)	SCG	P	-	P	-
WINDOWS - Front, power with one-touch up/down	JP3	-	-	-	-
- Second-row power (included with Popular Equipment Group and Taxi Cab Package)	JP6	-	-	P	P
<b>UCONNECT MULTIMEDIA</b>					
UCONNECT 3 WITH 5-INCH DISPLAY - Includes AM/FM and Integrated Voice Command with Bluetooth®	UAA	-	-	-	-
UCONNECT 3 NAV WITH 5-INCH DISPLAY AND NAVIGATION - Includes AM/FM/NAV and leather-wrapped steering wheel with audio controls on Tradesman Cargo Van and Wagon models	UAB	0	0	0	0
SIRIUSXM® RADIO <sup>21</sup>	RSD	0	0	0	0
SPEAKERS - Four	RCD	-	-	-	-
- Six (included with Popular Equipment Group)	RCG	-	-	-	P
RAM TELEMATICS™ - Includes one-year subscription (late availability)	RFQ/X9R	0	0	0	0
- Includes three-year subscription (late availability)	RFQ/X9S	0	0	0	0
- Includes five-year subscription (late availability)	RFQ/X9T	0	0	0	0
<b>SAFETY &amp; SECURITY</b>					
AIR BAGS <sup>24</sup> - Front driver and passenger	CGT/CGE	-	-	-	-
- Driver-inflatable knee bolster	CBY	-	-	-	-
- Supplemental front-seat side	CJ1	-	-	-	-
- Supplemental side-curtain for first and second row	CJ2	-	-	-	-
- Supplemental side-curtain for first row	CJ4	-	-	-	-
DOT-CERTIFIED ROADSIDE SAFETY KIT (by Mopar)	ACL	0	0	0	0
ELECTRONIC STABILITY CONTROL (ESC) <sup>27</sup> - Includes All-Speed Traction Control, Brake Assist, Brake-Lock Differential, Electronic Roll Mitigation, Hill Start Assist and Trailer Sway Damping <sup>21</sup>	BNB	-	-	-	-
PARKSENSE® REAR PARK ASSIST <sup>21</sup>	XAA	0	0	0	0
PARKVIEW® REAR BACK-UP CAMERA <sup>21</sup>	XAC	-	-	-	-
REMOTE KEYLESS ENTRY	GXM	-	-	-	-
REMOTE START SYSTEM <sup>28</sup> (by Mopar)	JJL	0	0	0	0
TIRE PRESSURE MONITORING (TPM) SYSTEM - Warning lamp	LAB	-	-	-	-

## 2019 RAM PROMASTER CITY®

	SALES CODE	TRADESMAN® CARGO VAN	TRADESMAN SET CARGO VAN	WAGON	WAGON SLT
CPOS PACKAGE		2TC	2TD	2TA	2TB
<b>PACKAGES / EQUIPMENT GROUPS</b>					
CARGO PARTITION PACKAGE - No window (includes rear-wall trim)	ASL	0	0	-	-
- With window (includes rear-wall trim)	AHA	0	0	-	-
LIGHTS AND WHEELS GROUP - Includes front fog lamps and 16-inch aluminum wheels	AZK	-	0	-	0
POPULAR EQUIPMENT GROUP - Includes heated front seats, second-row power window and six speakers	AJY	-	-	-	0
REAR WIPER/WASHER/DEFROSTER GROUP - Includes rear window defroster and rear window wiper/washer (included with Taxi Cab Package; requires deep-tint sunscreen glass; not available with Window Group 03 sliding side and rear doors with solid panels)	AMF	0	0	0/P	0
TAXI CAB PACKAGE - Includes Rear Wiper/Washer/Defroster Group; premium vinyl bucket seats; upfit interface connector; two additional key fobs; Black, heated power-adjustable mirrors; second-row power windows and 16-inch steel wheels painted Black with full-painted Silver wheel covers	AZ3	-	-	F	-
TRAILER-TOW GROUP - Includes Class III hitch receiver with 4- and 7-pin wiring harness (not available with RV Ready Prep Package)	AHT	0	0	0	0
RV READY PREP PACKAGE - Includes Mopar Roof Rack Side Rails, Mopar Roof Rack Crossbars, upfit interface connector, Class III hitch receiver, and 4- and 7-pin wiring harness (restrictions apply)	ACV	0	0	0	0

\*\*Standard. 0 = Optional. P = Part of Package. - = Not available. F = Fleet.

## MAXIMUM PAYLOAD AND TOWING CAPACITIES<sup>15</sup>

	TRADESMAN CARGO VAN	TRADESMAN SLT CARGO VAN	WAGON	WAGON SLT
GVWR <sup>6</sup>	5,395	5,395	5,395	5,395
GCWR <sup>6</sup>	5,900	5,900	5,900	5,900
CURB WEIGHT	3,512	3,512	3,682	3,682
MAXIMUM PAYLOAD <sup>15</sup>	1,883	1,883	1,713	1,713
MAXIMUM TOWING <sup>15</sup>	2,000	2,000	1,867	1,867

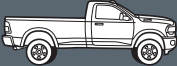



















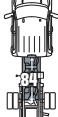
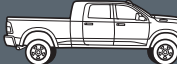


Weights given in lb. Trailer Weight Rating and tow vehicle trailer weight are calculated as specified in SAE J2807. Driver and passenger weight = 300 lb. Trailer equipment weight: 50.7 lb for conventional hitch.



Properly secure all cargo.















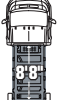
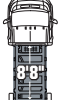


# VEHICLE CONFIGURATIONS






	PICKUPS					CHASSIS CABS				
	1500		2500 AND 3500			3500, 4500 AND 5500				
	SRW		SRW	DRW		SRW	DRW			
 <p><b>REGULAR CAB</b></p>	 1500 CLASSIC ONLY	 1500 CLASSIC ONLY	 2500, 3500	 3500	 3500	 3500, 4500, 5500	 3500, 4500, 5500	 4500, 5500	 4500, 5500	
 <p><b>QUAD CAB</b></p>	 1500 CLASSIC ONLY									
 <p><b>CREW CAB</b></p>	 1500 CLASSIC ONLY	 1500 CLASSIC ONLY	 2500, 3500	 2500, 3500	 3500	 3500	 3500, 4500, 5500	 4500, 5500		
 <p><b>MEGA CAB<sup>®</sup></b></p>			 2500, 3500		 3500					

= BED LENGTH  
 = CAB-TO-AXLE LENGTH  
**SRW** = SINGLE REAR WHEEL  
**DRW** = DUAL REAR WHEEL

**RAMBOX<sup>®</sup> SYSTEM AVAILABILITY:**  
**1500 CLASSIC PICKUP:** REG, QUAD & CREW CAB, 5'7" & 6'4" BOX  
**1500 PICKUP:** CREW CAB, 5'7" BOX  
**2500/3500 PICKUPS:** SRW CREW & MEGA CAB, 6'4" BOX

	RAM PROMASTER <sup>®</sup>						
	1500		2500			3500	
	118" WB	136" WB	136" WB	159" WB	136" WB	159" WB	159" WB EXT
 <p><b>CARGO VAN</b> STANDARD ROOF</p>	 8'	 10'					
 <p><b>CARGO VAN</b> AVAILABLE HIGH ROOF</p>		 10'	 10'	 12'	 12'	 13'	
 <p><b>WINDOWED VAN</b> HIGH ROOF ONLY</p>				 12'		 13'	
 <p><b>CHASSIS CAB/ CUTAWAY</b> STANDARD ROOF ONLY</p>					 6'10"	 8'8"	 8'8"

= LOAD FLOOR LENGTH  
 = CAB-TO-AXLE LENGTH  
**WB** = WHEELBASE

RAM PROMASTER CITY <sup>®</sup>		
 <p><b>CARGO VAN</b> 122.4" WHEELBASE</p>	 CARGO LOAD FLOOR 7'3"	
 <p><b>PASSENGER WAGON</b> 122.4" WHEELBASE</p>	 CARGO LOAD FLOOR 2ND-ROW SEATS FOLDED 5'9"	 CARGO LOAD FLOOR BEHIND 2ND-ROW SEATS 4'6"



[RAMTRUCKS.COM/COMMERCIAL](http://RAMTRUCKS.COM/COMMERCIAL)

**EXTERIOR PAINT COLORS**

BLACK – 4	DIAMOND BLACK CRYSTAL – 1, 2 and 3
BLACK METALLIC – 5	BLACK FOREST GREEN PEARL – 1 and 3
GRANITE CRYSTAL METALLIC – 1, 2, 3 and 4	MAXIMUM STEEL METALLIC – 1, 2 and 3
PATRIOT BLUE PEARL COAT – 1, 2, 3 and 4	QUARTZ GRAY METALLIC – 5
BLUE NIGHT METALLIC – 5	SILVER METALLIC – 5
BLUE STREAK PEARL – 1, 2 and 3	BRIGHT SILVER METALLIC – 4
IVORY WHITE – 1	BRIGHT WHITE – 1, 2, 3, 4 and 5
SANDSTONE – 4	DELMONICO RED PEARL – 1, 2 and 3
PEARL WHITE – 3	FLAME RED – 1, 2, 3 and 4
BRIGHT RED – 5	DEEP CHERRY RED CRYSTAL PEARL – 4
DEEP RED METALLIC – 5	RV MATCH WALNUT BROWN METALLIC – 1, 2 and 3
BILLET SILVER METALLIC – 1, 2 and 3	

**SPECIAL EXTERIOR PAINT COLORS<sup>36</sup>**

MIDNIGHT BLUE – 2 and 3	DARK BROWN – 2, 3 and 4
TIMBERLINE GREEN PEARL – 2 and 3	TREE GREEN – 2 and 3
LIGHT GREEN – 2 and 3	BRIGHT GREEN – 2 and 3
NEW HOLLAND BLUE – 2 and 3	HILLS GREEN/GREEN ANGEL – 2 and 3
POWER TAN – 2 and 3	ROBIN EGG BLUE – 2 and 3
BROOM YELLOW – 4 and 5	LIGHT CREAM – 2 and 3
YELLOW – 2 and 3	NATIONAL SAFETY YELLOW – 2 and 3
DETONATOR YELLOW – 2 and 3	CONSTRUCTION YELLOW – 2 and 3
OMAHA ORANGE – 2 and 3	SCHOOL BUS YELLOW – 2, 3 and 4
BRIGHT RED – 2 and 3	CASE IH RED – 2 and 3

**COLOR AVAILABILITY LEGEND**  
 1: RAM 1500 2: RAM 1500 CLASSIC 3: RAM HEAVY DUTY AND CHASSIS CABS  
 4: RAM PROMASTER® 5: RAM PROMASTER CITY®


## INTERIOR SEAT FABRICS




Cloth Black  
Ram ProMaster®



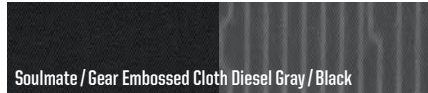
Cloth Black  
Ram ProMaster City®; Tradesman®



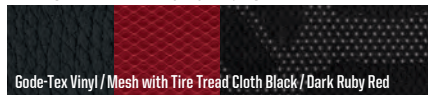
Premium Vinyl Black  
Ram ProMaster City; Tradesman / SLT



Soulmate / Gear Embossed Cloth Black  
1500: Tradesman and Big Horn® / Lone Star®; Heavy Duty Pickup: Tradesman and Big Horn / Lone Star®; Chassis Cab: Tradesman and SLT



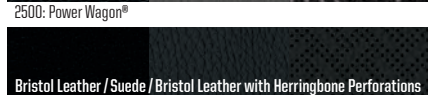
Soulmate / Gear Embossed Cloth Diesel Gray / Black  
1500: Big Horn / Lone Star®; Heavy Duty Pickup: Big Horn / Lone Star®; Chassis Cab: SLT



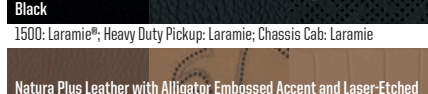
1500: Rebel®



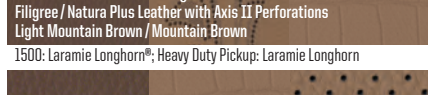
Vinyl / Cloth with Embossed Tread Pattern Black / Diesel Gray  
2500: Power Wagon®



Bristol Leather / Suede / Bristol Leather with Herringbone Perforations Black  
1500: Laramie®; Heavy Duty Pickup: Laramie; Chassis Cab: Laramie



Natura Plus Leather with Alligator Embossed Accent and Laser-Etched Filigree / Natura Plus Leather with Axis II Perforations Light Mountain Brown / Mountain Brown  
1500: Laramie Longhorn®; Heavy Duty Pickup: Laramie Longhorn



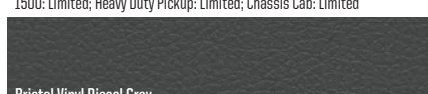
Natura Plus Leather with Alligator Embossed Accent / Natura Plus Leather with Axis II Perforations Light Mountain Brown / Mountain Brown  
1500: Laramie Longhorn; Heavy Duty Pickup: Laramie Longhorn



Natura Plus Leather with Crosshatch Embossed Accent / Natura Plus Leather with Axis II Perforations Light Frost Beige / Indigo  
1500: Limited; Heavy Duty Pickup: Limited; Chassis Cab: Limited



Bristol Vinyl Diesel Gray  
1500 Classic; Tradesman and Express



Sedoso / Carbide Cloth Diesel Gray  
1500 Classic; Big Horn / Lone Star®



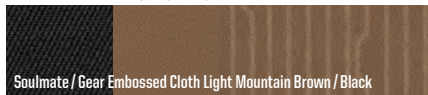
Vinyl Black  
Ram ProMaster




Premium Cloth Black  
Ram ProMaster City; SLT



Work-Grade Bristol Vinyl Diesel Gray / Black  
1500: Tradesman; Heavy Duty Pickup: Tradesman; Chassis Cab: Tradesman




Soulmate / Gear Embossed Cloth Light Mountain Brown / Black  
1500: Big Horn / Lone Star®; Heavy Duty Pickup: Tradesman and Big Horn / Lone Star®; Chassis Cab: Tradesman and SLT



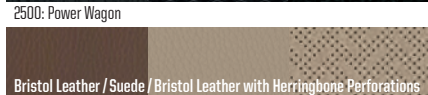
Bristol Soft Leather-Trimmed Black  
Chassis Cab: SLT



1500: Rebel



Bristol Soft Leather-Trimmed Black  
2500: Power Wagon



Bristol Leather / Suede / Bristol Leather with Herringbone Perforations Light Frost Beige / Mountain Brown  
1500: Laramie; Heavy Duty Pickup: Laramie; Chassis Cab: Laramie



Natura Plus Leather with Alligator Embossed Accent / Natura Plus Leather with Axis II Perforations Cattle Tan / Black  
1500: Laramie Longhorn; Heavy Duty Pickup: Laramie Longhorn



Natura Plus Leather with Crosshatch Embossed Accent / Natura Plus Leather with Axis II Perforations Black  
1500: Limited; Heavy Duty Pickup: Limited; Chassis Cab: Limited



Sedoso / Alloy Cloth Diesel Gray  
1500 Classic; Tradesman and Express



Sedoso / Carbide Cloth Canyon Brown  
1500 Classic; Big Horn / Lone Star®

## THE RIGHT UPFIT FOR YOUR RAM TRUCK.

Because it's the most important and expensive tool in your business toolbox, you can increase your truck's efficiency and customize its capability with an upfit—an aftermarket body modification. Ram Commercial is ready to help.

Select upfitters who meet our criteria for excellence, and who agree to our guidelines, help ensure that your truck performs to spec. Streamline the process by identifying the type of work, operating conditions (worksite, on/off-road, etc.), type and amount of weight or payload, and type and weight of trailer and contents (if applicable).

You'll find the most recent list of these upfitters and the comprehensive Body Builder's Guides—critical details, technical specs and measurements—at [ramtrucks.com/commercial](http://ramtrucks.com/commercial). Log on to [rambodybuilder.com](http://rambodybuilder.com) or use our toll-free hotline for Body Builder questions or assistance: the number is 866-205-4102.

## THE FINAL WORD: FROM ACCESSORIES TO WARRANTIES.

**5-YEAR/100,000-MILE DIESEL POWERTRAIN LIMITED WARRANTY.** Visit [Mopar.com](http://Mopar.com) for complete details and a copy of the 5-Year/100,000-Mile Diesel Powertrain Limited Warranty.

**5-YEAR/60,000-MILE GAS POWERTRAIN LIMITED WARRANTY.** Visit [Mopar.com](http://Mopar.com) for complete details and a copy of the 5-Year/60,000-Mile Gas Powertrain Limited Warranty.

**3-YEAR/36,000-MILE BASIC LIMITED WARRANTY.** Ram vehicles are covered by an FCA US LLC 3-Year/36,000-Mile Basic Limited Warranty. Visit [Mopar.com](http://Mopar.com) for a copy of this limited warranty. Excludes normal maintenance and wear items.

**BUSINESSLINK.** If your business relies on vehicles, BUSINESSLINK can save you time, money and hassles. For more, log on to [fcausfleet.com](http://fcausfleet.com) or call us toll-free at 877-2THELINK (877-284-3546).

**MOPAR® VEHICLE PROTECTION.** Mopar Vehicle Protection® is the only extended protection backed by the manufacturer. FCA US LLC stands behind Mopar Vehicle Protection with certified, factory-trained technicians, genuine Mopar parts and service at any dealership within the United States, Canada, Puerto Rico or Mexico. Be sure to ask for a Mopar Vehicle Protection plan at your dealership. For more information, call us toll-free at 800-442-2666 or visit [moparvehicleprotection.com](http://moparvehicleprotection.com)

**AUTHENTIC ACCESSORIES BY MOPAR** are designed for exceptional fit, finish and performance. Visit your dealership or [mopar.com](http://mopar.com)

**UCONNECT®.** With Uconnect, you're always connected—to people, places, music, movies and the Internet.

**SIRIUSXM® RADIO.** Over 130 channels, including commercial-free music, sports, news, talk, comedy and entertainment. Factory-installed SiriusXM Radio<sup>21</sup> includes a one-year subscription. For more, go to [siriusxm.com](http://siriusxm.com)

**RAM OUTFITTER** is a collection of handpicked items bearing the Ram identity—from apparel to tools for work and play. It's all found at [ramtrucks.com/outfitter](http://ramtrucks.com/outfitter)

1 Based on best-in-class cargo capacity, best-in-class payload and best-in-class hwy mpg. Class is Small Commercial Van segment (Class 1). 2 Based on the average of VIO vs New Registrations for each model year using IHS Markit Data as of July 1, 2018 for Model Years 1988 - 2018. 3 Visit [Mopar.com](http://Mopar.com) for complete details and a copy of the 5-Year/100,000-Mile Powertrain Limited Warranty. 4 Visit [Mopar.com](http://Mopar.com) for complete details and a copy of the 5-Year/60,000-Mile Powertrain Limited Warranty. 5 Visit [Mopar.com](http://Mopar.com) for complete details and a copy of the 3-Year/36,000-Mile Basic Limited Warranty. 6 Assumes properly equipped vehicle and 150-lb allowance for driver. Additional options, equipment, passengers and cargo weight must be subtracted. See dealer for details. 7 Based on Class 3 pickup-based conventional cab chassis. When properly equipped. See dealer for details. 8 Based on Class 4 pickup-based conventional cab chassis. When properly equipped. See dealer for details. 9 Based on Class 5 pickup-based conventional cab chassis. When properly equipped. See dealer for details. 10 Based on Class 3 - 5 pickup-based conventional cab chassis. When properly equipped. See dealer for details. 11 Always check entire surroundings and look before proceeding. An electronic drive aid is not a substitute for conscientious driving. Always be aware of your surroundings. 12 Class based on 250/2500 and 350/3500 pickups. When properly equipped. See dealer for details. 13 Class based on 250/2500 pickups. When properly equipped. See dealer for details. 14 Class based on 350/3500 pickups. When properly equipped. See dealer for details. 15 When properly equipped. See dealer for details. 16 Class based on light-duty pickups. 17 Always drive carefully, consistent with conditions. Always wear your seat belt and obey traffic laws. 18 Based on FCA US LLC Small Commercial Van segment (Class 1). When properly equipped. See dealer for details. 19 Class is based on Large Commercial Van segment (Class 2). When properly equipped. See dealer for details. 20 Based on manufacturer testing. Always drive carefully, consistent with conditions. Always wear your seat belt and obey posted speed limits. 21 SiriusXM Radio, SiriusXM Traffic and SiriusXM Travel Link each require a subscription sold separately, or as a package, by Sirius XM Radio Inc. If you decide to continue service after your 1-year/5-year trial included with the new vehicle purchase, the subscription plan you choose will automatically renew thereafter and you will be charged according to your chosen payment method at then-current rates. Trial service is not transferable. Fees and taxes apply. Please see the Customer Agreement at [www.siriusxm.com](http://www.siriusxm.com) for complete terms and how to cancel, which includes calling SiriusXM at 1-866-635-2349. All fees and programming are subject to change. Not all vehicles or devices are capable of receiving all services offered by SiriusXM. Data displays and individual product availability vary by vehicle hardware. Current information and features may not be available in all locations, or on all receivers. Weather Forecast, Current Conditions may not be available in all locations. 22 This feature does not work while the vehicle is in motion. 23 All SiriusXM Guardian equipped vehicles come with a 12-month trial effective on the date of purchase or lease of a new vehicle. Enrollment in the trial is required to receive service. In expiration of the trial period, purchase of a subscription is required to continue SiriusXM Guardian. SiriusXM Guardian is available only on equipped vehicles purchased within the United States and Puerto Rico. Services can only be used where cellular coverage is available. See Uconnect and SiriusXM Guardian Terms of Service for complete service limitations. 24 Always sit properly in designated seating positions with seat belts securely fastened at all times. 25 Adaptive Cruise Control is a driver convenience system, not a substitute for active driver involvement. The driver must remain aware of traffic conditions and be prepared to use the brakes to avoid collisions. 26 This system is an alert system for the front of the vehicle. It is not a substitute for active driver involvement. The driver must remain aware of traffic conditions and be prepared to use the brakes to avoid collisions. 27 Lone Star model available only in Texas. 28 Requires compatible iPhone. See dealer for phone compatibility. Data plan rates apply. Vehicle user interface is a product of Apple. Apple CarPlay is a trademark of Apple Inc. iPhone is a trademark of Apple Inc., registered in the US and other countries. Apple terms of use and privacy statements apply. 29 To use Android Auto on your phone screen, you'll need an Android phone running 5.0 (Lollipop) or higher and the Android Auto app. Android and Android Auto are trademarks of Google LLC. 30 Always check visually for vehicles prior to changing lanes. 31 The Uconnect Phone requires a mobile phone equipped with the Bluetooth Hands-Free Profile. To check phone compatibility, please visit [www.UconnectPhone.com](http://www.UconnectPhone.com). 32 This system is solely an alert system for the front of the vehicle that does not take any actions to change vehicle dynamics to avoid a collision, not a substitute for active driver involvement. The driver must remain aware of traffic conditions and be prepared to use the brakes to avoid collisions. 33 This system is a driver convenience system, not a substitute for active driver involvement. The driver must remain aware of traffic conditions and maintain control of the vehicle. 34 Check state and local laws regarding the use of remote start systems. 35 Voice Text Reply feature requires a compatible mobile device that supports text messaging and Bluetooth. Visit [www.UconnectPhone.com](http://www.UconnectPhone.com) for system and device compatibility. 36 See your dealer for special paint color ordering requirements. 37 ON THE JOB is a retail incentive program; see your dealer for official rules. Inquire about eligibility by calling 877-ONTHEJOB or by logging on to [www.fcausfleet.com](http://www.fcausfleet.com). The purchaser or lessee must be a qualified commercial customer for more than 30 days prior to the date of the vehicle purchase. An official ON THE JOB Customer Acknowledgment Form must be signed by the customer (provided by the dealer). 38 Vehicle must be locked and system activated for alarm to sound.

©2019 FCA US LLC. All Rights Reserved. Ram, Mopar, the Ram's Head logo, AllSecure, Big Horn, BusinessLink & Design, HEMI, LaneSense, Laramie, Laramie Longhorn, Mega Cab, Mopar Vehicle Protection, ParkSense, ParkView, Pentastar, Power Wagon, Quad Cab, Ram 1500 Express, RamBox, Ram Articulink, Ram ProMaster, Ram ProMaster City, Rebel, Sentry Key, Snow Chief, Tighershark, TorqueLite, Tradesman, Tri-Lok and Uconnect are registered trademarks, and Active-Live, HFE High Fuel Efficiency & Design, Keyless Enter™ n Go, On the Job & Design, Ram Active Air and Ram Telematics are trademarks of FCA US LLC. Chrysler Capital is a registered trademark of FCA US LLC and licensed to Santander Consumer USA Inc. MultiAir is a registered trademark of C.R.F. Società Consortile per Azioni, used under license by FCA US LLC.

Alpine is a registered trademark of Alpine Electronics, Inc. All rights reserved. Bluetooth is a registered trademark of Bluetooth SIG, Inc. Sirius XM Connected Vehicles Services Inc. Sirius, XM, SiriusXM, and SiriusXM Guardian and all related marks and logos are trademarks of Sirius XM Radio Inc. Cummins is a registered trademark of Cummins, Inc. Aisin is a registered trademark of Aisin Seiki Co., Ltd. WARN is a registered trademark of Warn Industries, Inc. CNH, Case IH and New Holland are registered trademarks of CNH America LLC. DensoGloss® the color GOLD and the Georgia-Pacific logo are trademarks owned by or licensed to Georgia-Pacific Cypsum LLC. Bilstein is a registered trademark of August-Bilstein GmbH & Co. KatoRack is a registered trademark of Dejana Truck & Utility Equipment Co. All rights reserved. Firestone is a registered trademark of Bridgestone Brands, LLC. Goodyear and Duratrac are registered trademarks of the Goodyear Tire & Rubber Company. MAGNETI MARELLI is a trademark of Magneti Marelli S.p.A. KONI is a trademark of Koni B.V. Harman Kardon is a registered trademark of Harman International Industries, Inc. BIG TEX TRAILERS is a trademark and brand of Big Tex Trailer Manufacturing, Inc.

About this brochure: since the time of printing, some of the information you'll find in this brochure may have been updated. Ask your dealer for details. Some of the equipment shown or described throughout this brochure may be available at extra cost. Specifications, descriptions, illustrative materials and all competitive comparisons contained herein are as accurate as known at the time this publication was approved for printing. FCA US LLC reserves the right to discontinue models at any time or change specifications without notice or without incurring obligation. Options may be required in combination with other options. For the price of the model with the equipment you desire, or verification of specifications contained here, see your Ram dealer.

## Incentives and support for your business needs.



### THE DEALER NETWORK FOR YOUR BUSINESS.

Your BusinessLink dealer is committed to providing you, the small business owner, with the vehicle support you need for your business, from servicing all makes and models of your existing vehicles to selling you the right vehicles needed to perform the work that you do. Your BusinessLink dealer provides priority service because we know downtime is costing you money. Your BusinessLink dealer has sales professionals trained to properly "job-rate" the right vehicle for your work application along with providing commercial finance options. New vehicle sales to qualified small business owners also include a free alternate transportation contract, in the event your vehicle is in for service.

Membership in the BusinessLink program is free. Membership helps us to identify you as a small business owner so we can provide you with both the service you deserve and update you with offers that can help reduce the cost of doing business. Ask your BusinessLink dealer to register today.

BusinessLink has you covered:

- ▶ Full Range of FCA Commercial Vehicles
- ▶ Free Membership

- ▶ Priority Service
- ▶ Dedicated Staff of Commercial Vehicle Experts

- ▶ Extended Service Hours
- ▶ Free Alternate Transportation
- ▶ Generous Incentives

- ▶ Expertise in Commercial Financing Options
- ▶ 24/7 Towing Service Available

For more information, log on to [FCAUSFLEET.COM](http://FCAUSFLEET.COM) or call us toll-free at 877-2THELINK (877-284-3546).

### ON THE JOB INCENTIVES FOR SMALL BUSINESSES.

Running a business presents plenty of challenges—like cutting costs, not corners; like saving time and money and eliminating hassles. The ON THE JOB<sup>37</sup> commercial incentive program provides assistance in customizing and servicing your business vehicles.

ON THE JOB<sup>37</sup> allowances make your business more profitable!

- ▶ NO-EXTRA-CHARGE. 2-Year Gas/4-Year Diesel Lube-Oil-Filter Allowance
- ▶ UP TO \$1,000. Commercial Graphics Program Allowances
- ▶ UP TO \$1,000. Commercial Equipment/Upfit Allowances
- ▶ \$300 - \$1,000. Allowance on Select Mopar<sup>®</sup> Service Contracts

See your dealer for specific program rules and details, log on to [FCAUSFLEET.COM](http://FCAUSFLEET.COM) or call us toll-free at 877-ONTHEJOB (877-668-4356).



A commercial line of credit from Chrysler Capital is ideal for qualified business customers looking for a flexible, easy way to manage growing vehicle needs. Chrysler Capital streamlines the process—and, with prequalification, you're ready to buy a vehicle when you need it. Ask your BusinessLink dealer for details.



RAM IS A REGISTERED TRADEMARK OF FCA US LLC.