



2015
F150





**WE SET OUT TO BUILD
THE BEST TRUCK EVER.**

See how we built the
Future of Tough.

XLT SuperCab 4x4. Ingot Silver. Available equipment.

2015 **F-150**
ford.com





WE STRENGTHENED ITS CORE WITH MORE HIGH-STRENGTH STEEL.

Not just more. A whole lot more. High-strength steel now comprises up to 78% of this all-new, fully boxed modular frame. Enhancing stiffness. And durability. With 8 rugged crossmembers (5 through-welded) and large cross-section rails, this highly rigid structure is stronger and lighter than before. It's the backbone of an all-new body and bed that can only be called... revolutionary.

WE MADE IT LIGHTER, AND STRONGER, BY FORGING A NEW METAL.

High-strength, military-grade, aluminum alloys.¹ Never before used in a truck body and bed. Until now. Our first-in-class² innovation creates a 2015 F-150 that weighs up to 700 lbs. less than its predecessor. One that accelerates faster. Stops sooner. Tows more.³ Hauls more.³ And does it all more efficiently. We collaborated with experts to formulate this new metal.

Then, through heat treating and by increasing panel thickness, we made it even stronger. Making it ideally suited for the rigors of truck use. How so? It does not rust. It resists corrosion. And it improves dent-/ding-resistance. When you set out to build the best truck ever, it's no surprise what you end up with. A smarter way to work.



¹6000-series aluminum alloy. ²Class is Full-Size Pickups under 8,500 lbs. GVWR. ³When properly equipped.



WE MADE IT MORE EFFICIENT. AND MORE CAPABLE.

How? By reducing weight, up to 700 lbs.,¹ we improved the power-to-weight ratio of all 2015 Ford F-150 models. Helping it achieve a class-best gas EPA-estimated highway fuel economy rating of 26 hwy mpg.² A class-best max. towing capacity of 12,200 lbs!¹ And class-best max. payload of 3,300 lbs!¹

Take the all-new 2.7L EcoBoost® engine.³ When equipped with this "Pocket Hercules," the power-to-weight ratio of F-150 improves by 13% over a V8-equipped 2014 F-150 with similar torque output.⁴ With its lightweight design and extremely high output, this 2.7L V6 is purpose-built to do more with less. Just like the 2015 F-150.

¹When properly equipped. ²EPA-estimated rating: 19 city/26 hwy/22 combined mpg, 2.7L EcoBoost, 4x2. Actual mileage will vary. ³Available feature. ⁴Based on comparison of 2014 vs. 2015 torque and curb weight.

2015 **F-150**
ford.com



WE PUNISHED IT MORE THAN EVER. MAKING IT BUILT FORD TOUGH.®

This is the most tested F-150 ever. With its all-new materials and advanced technologies, we devised new ways to test it – and push it to the brink. From brutal acid baths to the unforgiving heat and abrasive sand of Baja, this truck has been to hell. And back. Taken to extremes in more punishing lab tests. And put through unrelenting real-world

challenges from some of our hardest-working customers: fleets that run day and night. Before the first truck rolls off the line, over 10 million cumulative miles of testing helped get it ready for the most important test of all. Yours.



INTRODUCING OUR MOST ADVANCED PICKUP EVER.



FIRST-IN-CLASS

- Use of high-strength, military-grade, aluminum alloys¹
- 360 Camera with Split-view Display²
- Remote tailgate release²
- Inflatable rear-seat outboard safety belts²

BEST-IN-CLASS

- EPA-estimated gas fuel economy rating of 26 hwy mpg³
- Max. towing capacity of 12,200 lbs.⁴
- Max. payload capacity of 3,300 lbs.⁴
- F-Series has been America's best-selling truck for 38 years

CLASS-EXCLUSIVE

- Quad beam LED headlamps and LED taillamps²
- LED sideview mirror spotlights²
- Active park assist²
- Tailgate step²
- Smart Trailer Tow Connector²
- Twin-panel moonroof²

ALWAYS

- Built Ford Tough[®]
- BoxLink™ with premium locking cleats²
- Dynamic Hitch Assist²
- Stowable loading ramps^{2,5}
- Adaptive cruise control and collision warning with brake support²

LARIAT SuperCrew[®] 4x4. Ingot Silver. LARIAT Chrome Package. Available equipment.

¹6000-series aluminum alloy. ²Available feature. ³EPA-estimated rating: 19 city/26 hwy/22 combined mpg, 2.7L EcoBoost[®] 4x2. Actual mileage will vary. ⁴Maximum capacity when properly equipped. See your Ford Dealer for specific equipment and other limitations. ⁵Available Spring 2015.



THE FUTURE OF TOUGH BEGINS TODAY.

Simply put, this is the most advanced Ford F-150 ever.

Better in every way that matters, it accelerates faster and stops sooner. It tows more and hauls more.¹ And does it more efficiently. Equipped with plenty of purpose-built advancements and safety innovations, it is the ultra-capable pickup of the future. Built Ford Tough® to take you everywhere you need to go.

Industry-first and class-exclusive features make your work even more productive. Smart technologies help you tow, haul and move with ease. And advanced new safety measures instill confidence, both on the road and on the job.

More capable. More efficient. Than ever. This is the Future of Tough.

LARIAT SuperCrew® 4x2. Blue Jeans. LARIAT Chrome Package. Available equipment.

¹When properly equipped.

2015 **F-150**
ford.com



WITH AN EPA-ESTIMATED 26 HIGHWAY MPG.¹

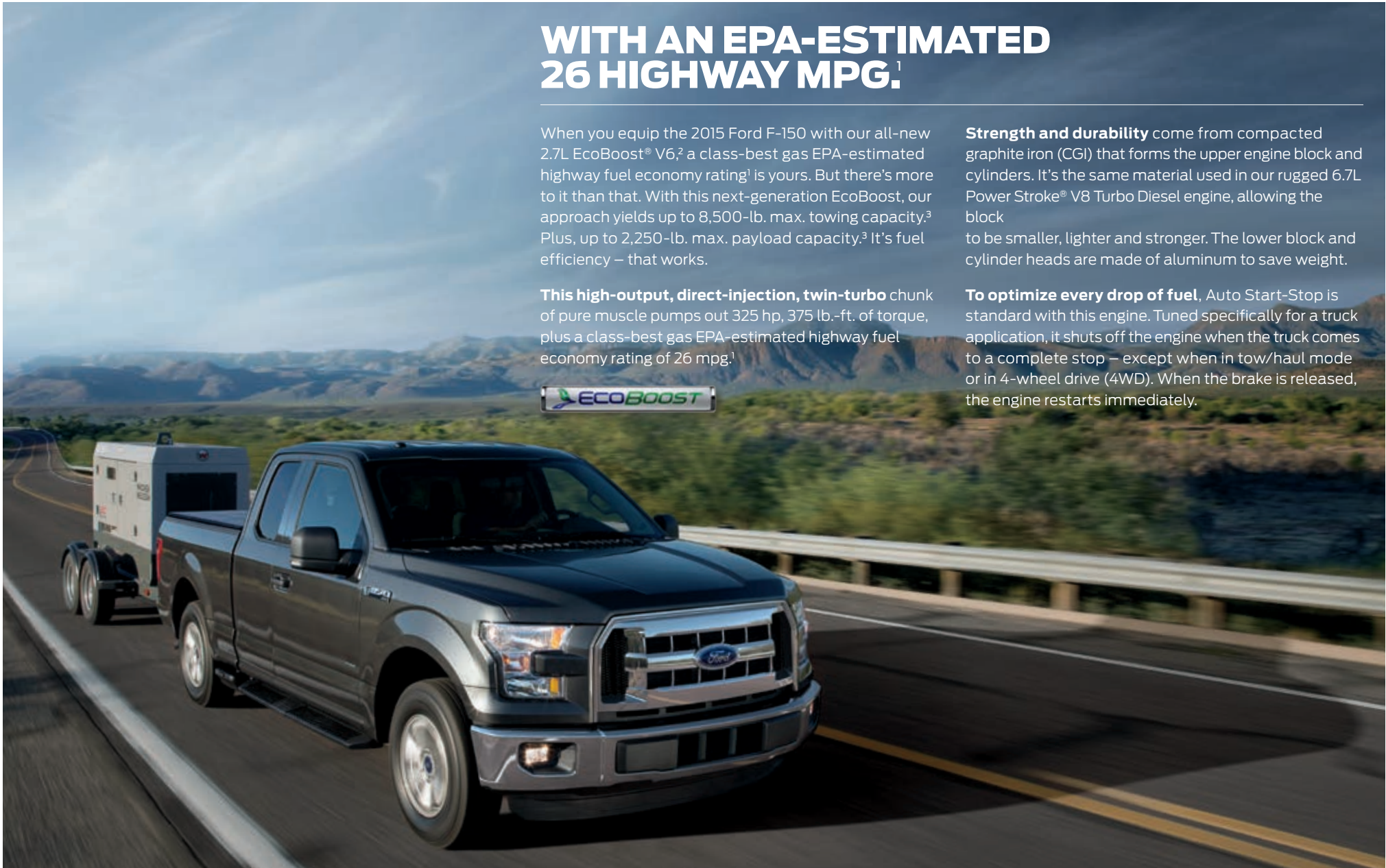
When you equip the 2015 Ford F-150 with our all-new 2.7L EcoBoost[®] V6,² a class-best gas EPA-estimated highway fuel economy rating¹ is yours. But there's more to it than that. With this next-generation EcoBoost, our approach yields up to 8,500-lb. max. towing capacity.³ Plus, up to 2,250-lb. max. payload capacity.³ It's fuel efficiency – that works.

This high-output, direct-injection, twin-turbo chunk of pure muscle pumps out 325 hp, 375 lb.-ft. of torque, plus a class-best gas EPA-estimated highway fuel economy rating of 26 mpg.¹



Strength and durability come from compacted graphite iron (CGI) that forms the upper engine block and cylinders. It's the same material used in our rugged 6.7L Power Stroke[®] V8 Turbo Diesel engine, allowing the block to be smaller, lighter and stronger. The lower block and cylinder heads are made of aluminum to save weight.

To optimize every drop of fuel, Auto Start-Stop is standard with this engine. Tuned specifically for a truck application, it shuts off the engine when the truck comes to a complete stop – except when in tow/haul mode or in 4-wheel drive (4WD). When the brake is released, the engine restarts immediately.



CLASS-BEST
EPA-ESTIMATED RATING  **26 HWY MPG¹**

MAX. PAYLOAD  **2,250 LBS.³**

8,500 LBS.  **MAX. TOWING³**

XLT SuperCab 4x2. Magnetic. Available equipment.

¹EPA-estimated gas rating: 19 city/26 hwy/22 combined mpg, 2.7L EcoBoost, 4x2. Actual mileage will vary. ²Available feature. ³When properly equipped.



A WIDE RANGE OF POWERFUL CHOICES.

Finding smarter, more efficient ways to get the job done defines the 2015 F-150. Of its 4 available engines, one is all-new: the next-generation 2.7L EcoBoost® V6! All deliver exceptional efficiency. Without compromising capability.

For 2015, there are 2 EcoBoost engines¹ to choose from. These direct-injection, twin-turbo powerplants deliver remarkably balanced performance, blending potent low-end torque with impressive efficiency. The 3.5L EcoBoost now powers over 600,000 F-150 trucks. The all-new 2.7L showed its mettle by completing the Tecate SCORE Baja 1000 off-road racecourse. Both are ready to handle whatever you throw at them.

By improving power-to-weight ratios across the lineup,² each F-150 engine has more power to devote to your job. But that's not all. Light-weighting helps improve their fuel efficiency as well. As does twin independent variable camshaft timing (Ti-VCT). Plus Active Grille Shutters that can close at cruising speed to reduce drag. A standard 6-speed automatic transmission and available SelectShift® automatic make power easy to engage.

Engineered for long-lasting durability. Built Ford Tough® standards ensure that each engine is proven over millions of miles of harsh lab and real-world testing. The result? An F-150 you can count on, from sunrise to sunset (and now beyond), to tow, haul, work and play like no other. It more than delivers.



3.5L TI-VCT V6

This highly capable standard engine is designed for impressive power and durability. Twin independent variable camshaft timing (Ti-VCT) provides torque across a wide rpm range, as well as exceptional efficiency.

1,910 lbs. – Max. payload capacity³
7,600 lbs. – Max. towing capability³
282 @ 6,250 rpm – HP
253 lb.-ft. @ 4,250 rpm – Torque
18 city/25 hwy/20 combined mpg
EPA-estimated fuel economy rating⁴

3.5L ECOBOOST

For maximum capability, this direct-injection, twin-turbocharged V6 delivers 90% of its peak torque at 1,700 rpm – which holds on strong up to 5,000 rpm.

3,270 lbs. – Max. payload capacity³
12,200 lbs. – Max. towing capability³
365 @ 5,000 rpm – HP
420 lb.-ft. @ 2,500 rpm – Torque
17 city/24 hwy/20 combined mpg
EPA-estimated fuel economy rating⁴

ALL-NEW 2.7L ECOBOOST V6

Our most advanced engine yet, this high-output 2.7L EcoBoost V6 features an entirely new design that delivers power and performance in a stronger, smarter package.

2,250 lbs. – Max. payload capacity³
8,500 lbs. – Max. towing capability³
325 @ 5,750 rpm – HP
375 lb.-ft. @ 3,000 rpm – Torque
19 city/26 hwy/22 combined mpg
EPA-estimated fuel economy rating⁴

5.0L TI-VCT V8

Improved cylinder breathing and new mid-lock variable cam timing improve fuel efficiency while maintaining this trusted V8's power and low-end torque. Cast exhaust manifolds and a unique engine oil cooler allow for heavy-duty use and durability.

3,300 lbs. – Max. payload capacity³
11,100 lbs. – Max. towing capability³
385 @ 5,750 rpm – HP
387 lb.-ft. @ 3,850 rpm – Torque
15 city/22 hwy/18 combined mpg
EPA-estimated fuel economy rating⁴

XLT SuperCrew® 4x4. Ingot Silver. Available equipment.

¹Available feature. ²Based on comparison of 2014 vs. 2015 torque and curb weight. ³When properly equipped. ⁴EPA-estimated ratings for 4x2. Actual mileage will vary.

2015 **F-150**
ford.com



PERFORMANCE AND HANDLING THAT ARE BETTER THAN EVER.

Its high-strength-steel frame improves torsional rigidity. A double-wishbone, independent front suspension and optimized tuning help smooth out the rough spots. High-strength, military-grade, aluminum alloys reduce weight. Together, they deliver remarkable improvements in F-150 performance and ride quality. Mile after mile.

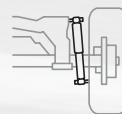
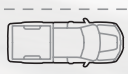
A refined brake system adds confidence. Electric power-assisted steering provides greater feel of the road. Staggered outboard rear shocks improve stability. It's a driving dynamic that inspires trust – whether the cargo bed is empty or when working.

With Curve Control¹, you have enhanced control going into turns. When it senses you're taking a turn too fast, the system can slow the vehicle's speed by as much as 10 mph in about a second to help you maintain control.

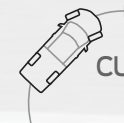
Our Lane-Keeping System² uses a forward-facing camera to help you maintain your lane. It can detect lane markings and, if needed, can send vibration pulses to the steering wheel or apply steering torque to prompt you to steer back toward center.



LANE-KEEPING SYSTEM²



OUTBOARD REAR SHOCKS



CURVE CONTROL¹

PLATINUM SuperCrew[®] 4x4. White Platinum. Available equipment.

¹Remember that even advanced technology cannot overcome the laws of physics. It's always possible to lose control of a vehicle due to inappropriate driver input for the conditions.

²Available feature. Lane-Keeping System does not control steering. Driver-assist features are supplemental and do not replace the driver's attention, judgment and need to control the vehicle.



TECHNOLOGY THAT'S SMARTER THAN EVER.

See the
360 Camera
in action



Strategically placed cameras.¹ Ultrasonic sensors.¹ Sophisticated radar.¹ F-150 can employ them all to help navigate a crowded job site, avoid collisions, stay in your lane and more.

Get a 360° view around F-150 with our class-exclusive 360 Camera with Split-view Display.^{1,2} Great for negotiating tight spaces, it works at low speeds in Forward and Reverse.

Four cameras¹ let you see all sides of the truck on the 8" color screen¹ that centers the instrument panel. A front and rear view fills the left side of the screen. The 360° view is on the right. Control what you see by pushing the "camera" button above the display. Visual guides help you see how close you are to objects around the vehicle so that you can avoid them.

Monitor blind spots with BLIS® (Blind Spot Information System) with cross-traffic alert.^{1,2} An amber light in the sideview mirrors³ helps warn you when a vehicle is there.

Parallel park easier with class-exclusive active park assist.^{1,2} This system helps you find a spot, then steers F-150 while you control the gear shifter, and brake and accelerator pedals.

Get a heads-up from class-exclusive adaptive cruise control and collision warning with brake support.^{1,2} It helps maintain your choice of 4 preset gaps from the vehicle in front of you. It can also alert you to a potential collision by flashing a warning on the windshield and sounding an alarm. It also pre-charges the brake system.

¹Available feature. ²Driver-assist features are supplemental and do not replace the driver's attention, judgment and need to control the vehicle. ³BLIS replaces standard integrated blind spot mirrors.

THE NEW F-150 CARRIES MORE THAN ANYONE ELSE.

Every day, Ford F-150 carries the day. By taking weight out of the vehicle, we increased the amount you can put in it.

Best-in-class payload 3 times over.

When equipped with the 5.0L V8 engine¹ and Heavy-Duty Payload Package, F-150 leads all competitors with 3,300-lb. max. payload.² A similarly equipped F-150 with the 3.5L EcoBoost[®] engine¹ is next highest with 3,270 lbs.² The 3rd-highest payload in the class? Another F-150. Carry up to 2,250 lbs.² with the 2.7L EcoBoost¹ and 2.7L EcoBoost Payload Package.

The best pickup box access in the class

makes managing that load easy. To access the 77.4 cu. ft. of cargo box volume,¹ steps on all 3 sides¹ include deployable box side steps¹ – available for the first time with the 5.5' box.

Our next-generation tailgate step,¹ now fully integrated inside the tailgate, is virtually invisible when not in use. After customer input, our engineers improved it to drop down in one easy motion. They also designed the grab handle to store inside the tailgate, which creates a flat surface for easier loading and a convenient work surface when needed.



**CLASS-BEST
MAX. PAYLOAD**  **3,300 LBS.²**

 **3 BOX SIZES**

BOX  **SIDE STEPS¹**

XL Regular Cab 4x4. Caribou. XL Chrome Package. Available equipment.

¹Available feature. ²When properly equipped.

2015 **F-150**
ford.com 



See how
BoxLink can help



WITH MORE FUNCTIONALITY THAN EVER.

In addition to class-best max. payload, innovative new features make it easier than ever to access and manage your load in a 2015 Ford F-150.

Our industry-first remote tailgate release¹ with power remote locking opens the tailgate with your key fob. Lock, unlock and lower it, hands-free. When activated, the tailgate gradually lowers to a flat position.

LED cargo box lighting¹ smartly illuminates the cargo box with forward-facing LEDs. Turn them on, along with additional cargo lamps centered above the rear window, with a switch in the bed or on the headlamp control in the cab. The additional illumination helps you quickly find tools or other items, so you'll spend less time rummaging around and more time getting the job done. They're particularly helpful with a tonneau cover.^{1,2}

Class-exclusive BoxLink™¹ with locking cleats vastly improves functionality in your pickup box. First, box sides are fortified to allow you to tie down items to the walls. Interface plates inside the box allow you to attach S hooks, E-Track™ straps and so much more. 4 removable and lockable premium cleats provide additional tie-down points to securely and flexibly tie down your cargo. You choose what's best for you.

New class-exclusive stowable loading ramps^{1,2} help you ramp up with ease. After attaching the ramps securely to the liftgate, you can load dirt bikes and ATVs simply and easily – without having to lift them into the bed. When done, stow the ramps with the BoxLink system. You can also utilize the BoxLink interface plates when using the bed divider.¹

¹Available feature. ²Available Spring 2015.

TOWS MORE THAN ANYONE ELSE.

Tow more. Sweat less. With its high-strength-steel frame, torque-heavy engines and advanced technologies, the 2015 Ford F-150 helps keep your trailer where it belongs. In line.

Class-best max. towing capacity of 12,200 lbs.¹ is yours when you equip Ford F-150 with the 3.5L EcoBoost[®] engine² and Max. Trailer Tow Package.

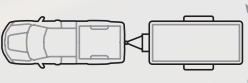
Towing confidence in every cab type results from the stabilization benefits of standard trailer sway control and an integrated trailer brake controller.²

Lock out upper gears to maintain a consistent speed on steep grades with the progressive range select on our 6-speed SelectShift[®] automatic transmission with tow/haul mode.^{2,3} For use when the truck is heavily loaded or when towing, which should be often with the 2015 F-150.

To prevent you from rolling back on a grade, standard hill start assist momentarily maintains brake pressure until the engine delivers enough torque to move F-150 up the hill. Trucks equipped with the trailer brake controller can automatically apply the trailer brake too.



**CLASS-BEST
MAX. TOWING**  **12,200 LBS.¹**

CONTROLS  **SWAY**

HILL START  **ASSIST**

KING RANCH[®] SuperCrew[®] 4x4. Blue Jeans/Caribou two-tone. Available equipment.

¹Maximum capacity when properly equipped. See your Ford Dealer for specific equipment and other limitations. ²Available feature. ³Not available with standard 3.5L Ti-VCT engine.

2015 **F-150**
ford.com





MAKING IT EASIER THAN EVER.

With more guidelines on the rear view camera¹ image for starters. Based on steering angle, both the black dashed line and the curved white lines of Dynamic Hitch Assist show your projected path to help you more easily line up truck and trailer – without a spotter. It's one of many F-150 features that help deliver the ultimate towing experience.

A Smart Trailer Tow Connector¹ provides you with trailer connection status, along with lighting and trailer battery alerts and warnings. Whether a trailer bulb goes out or another item needs your attention, alerts are displayed on the screen in the instrument cluster.

Our factory-integrated trailer brake controller¹ uses braking input, vehicle speed, and information from the vehicle's Anti-Lock Brake System (ABS) to balance the performance of the truck and electric trailer brakes.²

PowerScope[®] trailer tow mirrors¹ adjust, fold and telescope at the touch of a button – helping you keep a watchful eye on your load. With new LED security approach lamps and new LED side-mirror spotlights this year, they're more functional and convenient than ever.

¹Available feature. ²Trailer brake controller verified to be compatible with electrically actuated drum brakes and certain electric-over-hydraulic brake systems. See your Ford Dealer for details.



DELIVERS A QUALITY EXPERIENCE.

The completely redesigned cabin of F-150 works hard, starting with your choice of 5 distinct trim levels: the work-tough XL, rugged XLT, well-appointed LARIAT, Southwestern luxury of KING RANCH® and urban luxury of PLATINUM. One is sure to be just right for you. There's more storage space in the center console¹ and front row. A vast twin-panel moonroof¹ on SuperCrew.® Heated steering wheel.¹ All-new 8" productivity screen.¹ And so much more.

PLATINUM SuperCrew® 4x4. Brunello luxury leather trim. Available equipment.

¹Available feature.

Exceptional refinement defines this interior. Ergonomically optimized front seating enhances comfort. SuperCrew and SuperCab models with the 40/20/40 configuration seat up to 6. Large, squared-off air vents pay homage to the chiseled exterior, while an all-new climate control system filters air entering the cabin by sending it through a particulate cabin filter. A redesigned, power-sliding rear window provides natural ventilation.¹



CONNECTS YOU TO WHAT MATTERS MOST.

Ford SYNC^{®1} with 911 Assist[®] delivers hands-free calls, Bluetooth[®]-streaming music and more with simple voice commands. Once paired, it can download contacts and play music from your smartphone. It can also access your MP3 player, USB or iPod.[®] SYNC AppLink^{™2} lets you control Pandora,[®] iHeartAuto,[™] the SiriusXM[®] App and other select apps by voice, too. SYNC with MyFord Touch^{®1} adds an 8" color LCD touch screen and much more. SYNC. Say the word.

SiriusXM Satellite Radio³ lets you enjoy commercial-free music, plus sports, news, entertainment, and every premium channel with your 6-month All Access trial subscription.⁴ The voice-activated Navigation System³ also includes a 5-year subscription to SiriusXM Traffic and Travel Link[®] services.³ These features provide detailed traffic information on accidents, construction, and road closures, plus local and national weather forecasts, fuel prices and more.

| SYNC

((SiriusXM))

XLT SuperCrew[®] 4x4. Medium Earth Gray cloth trim. Available equipment.

¹Available feature. Driving while distracted can result in loss of vehicle control. Only use SYNC/MyFord Touch/other devices, even with voice commands, when it is safe to do so. Some features may be locked out while the vehicle is in gear. Not all features are compatible with all phones. ²SYNC AppLink is available on select models and compatible with select smartphone platforms. SYNC AppLink is not compatible with MyFord Touch. Commands may vary by phone and AppLink software. ³Available feature. ⁴Trial subscription also includes access to SiriusXM Internet Radio on your computer, smartphone or tablet. Satellite and Internet Radio lineups vary slightly.





INFORMS YOU LIKE NEVER BEFORE.

See all
it can do



The all-new 8" productivity screen¹ in the instrument cluster of F-150 is your command center. Tabs at the top make navigation easy between screens.

Keep your favorites front and center with MyView. Just choose the screens you use most often (up to 7) and put them in one consolidated view for greater convenience.

Check individual pressure in each tire with the standard Individual Tire Pressure Monitoring System.² Not only will you be notified if any tire's pressure is low, but the system will tell you how low.

Track towing information, such as trailer brake controller settings, vehicle pitch and steering angle, and profiles of up to 10 different trailers – including accumulated miles on each.

Stay informed off-road too with pitch, roll and steering angle information. As well as a power-distribution screen that shows you which wheels are receiving the most power.

Monitor instantaneous and average fuel economy, fuel economy history, Auto Start-Stop settings³ and so much more. With the 8" productivity screen, all the information you need is right in front of you.

¹Available feature. ²Excludes spare. ³When properly equipped.



ENHANCES WORK. DAY AND NIGHT.

All-new features on the 2015 F-150 join some established favorites to help you get more done, more easily.

Natural lighting from the new twin-panel moonroof¹ accents standard LED lighting inside F-150. Outside, class-exclusive LED sideview mirror spotlights¹ light your work site well into the night. Integrated into the mirrors, the spotlights provide the light needed to set up a campsite or finish a job after sunset. They join class-exclusive quad-beam LED headlamps,¹ and LED taillamps.¹

Power up F-150 without using a key with Intelligent Access with push-button start.¹ As long as you have the fob in your pocket, you can enter F-150 and start it. Power up tools and battery chargers with high-power 110-volt power outlets¹ that provide up to 400 watts.

Enjoy easy access to it all through SuperCab rear doors that swing open 170° – with no B-pillar to obstruct entry or loading. Utilize the only standard full-flat load floor² in the class, or convenient rear underseat storage!

¹Available feature. ²On SuperCab and SuperCrew® models.

ANYWHERE, AND EVERYWHERE, YOU NEED TO GO.

The reduced weight of F-150 results in many major benefits, including improved off-road capability. A substantially lighter vehicle gets over tough terrain with less effort.

Equip your F-150 to get out there with the FX4 Off-Road Package, available on all trim levels. An electronic-locking rear differential, underbody skid plates, Hill Descent Control,¹ and off-road-tuned shock absorbers get you ready for some serious, low-speed rock crawling.

Monitor all the action on the class-exclusive off-road display in the 8" productivity screen.¹ Check your truck's pitch, roll, steering angle and driveline status.

To better navigate tight spots on the trail, just utilize the 360 Camera with Split-view Display.^{1,2} 4 cameras give you a 360° bird's-eye view around F-150, helping you maneuver down narrow off-road trails. To keep your view clear of dust and mud, the forward-facing camera includes a lens washer that's activated when the windshield washers are used.

ELECTRONIC-LOCKING  DIFFERENTIAL¹

TRACTION  CONTROL

HILL DESCENT  CONTROL¹

XLT SuperCrew[®] 4x4. Ingot Silver. FX4 Off-Road Package. Available equipment.

¹Available feature. ²Can only be used at speeds up to 6 mph.

2015 **F-150**
ford.com



IN A TRUCK THAT'S SAFER THAN EVER BEFORE.

The all-new 2015 Ford F-150 is engineered to be the safest F-150 ever. Starting with a masterful mix of high-strength, military-grade, aluminum alloys and unique new frame structure that help reduce crush into the passenger compartment in certain front, side and rear impacts.

Front-impact protection is improved through a new 12-sided design in the high-strength-steel front-frame horn, which helps to dissipate crash energy during a frontal impact. Additional through-welded crossmembers bolster side-impact protection. An extruded rocker reinforcement helps reduce cab intrusion in certain front- and side-impact collisions, while roof strength is reinforced by a hydroformed roof rail supported by an extruded closed-section roof bow.

First-in-class inflatable 2nd-row safety belts¹ for outboard rear-seat occupants, join 6 standard airbags to enhance driver and passenger protection. To reduce injury risk in certain collisions, the fully inflated safety belt distributes crash force energy across 5 times more of an occupant's body.



INFLATABLE



REAR-SEAT SAFETY BELTS¹



6 AIRBAGS

ROLL STABILITY



CONTROL^{TM2}

¹Available feature. SuperCrew® only. ²Remember that even advanced technology cannot overcome the laws of physics. It's always possible to lose control of a vehicle due to inappropriate driver input for the conditions.

F-150 SPECIFICATIONS



STANDARD FEATURES

Mechanical

100,000-mile tune-up interval (under normal driving conditions with routine fluid and filter changes)

Active Grille Shutter System (upper shutters with the 3.5L Ti-VCT V6 and 5.0L Ti-VCT V8 engines, upper and lower shutters with the 2.7L EcoBoost and 3.5L EcoBoost engines)

Axle – Rear, non-limited slip

Brakes – Power 4-wheel vented-disc with ABS and electronic brakeforce distribution (EBD)

Easy Fuel® capless fuel filler

Exhaust – Stainless steel exhaust system (major components)

Fail-Safe Engine Cooling System

Fuel tank – 23-gallon capacity

Fully boxed steel frame

Hill start assist

Horn – Dual-note

Jack – 2-ton mechanical

Spare tire with underframe winch with safety catch

Steering – Electric power-assisted rack-and-pinion

Suspension – Front, long-spindle, double-wishbone coil-over-shock, independent

Suspension – Gas-pressurized twin-tube front and staggered outboard-mounted rear shock absorbers

Suspension – Rear, 2-stage variable rate leaf springs

Traction control

Trailer towing – 4-pin connector and ball-mounting provisions in rear bumper

Interior

Air conditioning

Assist/grab handles – Driver and right-front passenger

Assist/grab handles – Rear outboard positions (SuperCrew only)

Cabin air filter

Coat hooks (2)

Cupholders – Front, 2 deployable under center seat or in floor console and 1 in each front-door map pocket

Front-door map pockets

Gauges for fuel, oil pressure, transmission and engine coolant temperature; tachometer; speedometer; and odometer

Glove compartment with light

Lighting – Fade-to-off interior lighting

Lighting – Front dome/map lights

Lighting – Illuminated entry

Power outlet – 12-volt powerpoint in front

Exterior

Pickup box – Black box top and tailgate moldings

Pickup box – Stake-bed pockets

Stone guards – Black, front and rear

Tailgate – Lockable and removable

Safety & Security

Personal Safety System™ for driver and right-front passenger includes dual-stage front airbags¹; safety belt pretensioners, safety belt energy-management retractors, safety belt usage sensors, driver's seat position sensor, crash severity sensor, restraint control module and Front-Passenger Sensing System²

AdvanceTrac® with RSC® (Roll Stability Control™) and Curve Control

Airbags – Front-seat side¹

Airbags – Safety Canopy® System with side-curtain airbags¹ for all rows and rollover sensor

Alert chimes for headlamps-on, key-in-ignition and safety belt

Belt-Minder® front safety belt reminder

Brake/shift interlock

Fuel pump inertia shutoff switch

Individual Tire Pressure Monitoring System (excludes spare)

LATCH – Lower Anchors and Tether Anchors for Children

Safety belts – 3-point in front (all models) and rear (SuperCab and SuperCrew only)

SecuriLock® Passive Anti-Theft System

Side-intrusion door beams (front on all models; front and rear on SuperCrew)

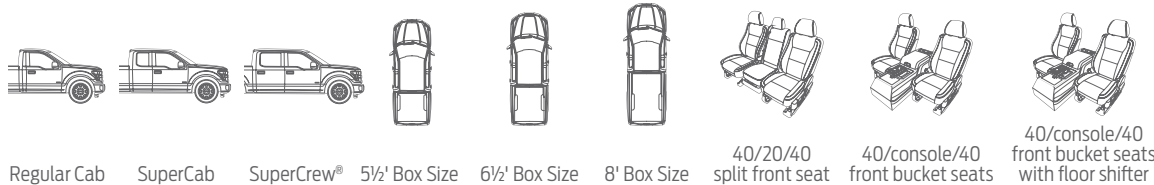
SOS Post-Crash Alert System™

Spare wheel/tire lock

Trailer sway control

POWERTRAINS

	3.5L Ti-VCT V6	2.7L EcoBoost® V6	5.0L Ti-VCT V8	3.5L EcoBoost
Configuration	DOHC	DOHC	DOHC	DOHC
Electronic fuel injection	Sequential multiport	Sequential direct	Sequential multiport	Sequential direct
Induction system	Naturally aspirated	Twin-turbocharged intercooled	Naturally aspirated	Twin-turbocharged intercooled
Cylinders	6	6	8	6
Cylinder head	Aluminum	Aluminum	Aluminum	Aluminum
Block material	Aluminum	Compacted graphite iron	Aluminum	Aluminum
Bore/stroke	3.64"/3.45"	3.27"/3.27"	3.63"/3.65"	3.64"/3.45"
Compression ratio	10.8:1	10.0:1	10.5:1	10.0:1
Recommended fuel	Regular unleaded or E85	Regular unleaded	Regular unleaded or E85	Regular unleaded
Transmission	6-speed auto. with tow/haul mode	SelectShift® auto. with progressive range select and tow/haul mode	SelectShift auto. with progressive range select and tow/haul mode	SelectShift auto. with progressive range select and tow/haul mode



	Regular Cab	SuperCab	SuperCrew®	5 1/2' Box Size	6 1/2' Box Size	8' Box Size	40/20/40 split front seat	40/console/40 front bucket seats	40/console/40 front bucket seats with floor shifter
XL	■	□	□	□	□	□	■	□	
XLT	■	□	□	□	□	□	■	□	□
LARIAT		■	□	□	□	□	■		□
KING RANCH®			■	□	□				■
PLATINUM			■	□	□				■

■ Standard □ Optional

¹Always wear your safety belt and follow airbag warning label instructions. ²Right-front-passenger seat only.

2015 **F-150**
ford.com





XL SuperCab 4x2. Oxford White. Available equipment.



XL SuperCab 4x4. Dark Earth Gray cloth trim. Available equipment.

Equipment Group 100A
Includes all standard features, plus:

Mechanical

3.5L Ti-VCT V6 engine and electronic 6-speed automatic transmission with tow/haul mode (n/a with SuperCab 164" WB and SuperCrew® 157" WB)

2.7L EcoBoost® V6 engine with Auto Start-Stop and 6-speed SelectShift® automatic transmission with progressive range select and tow/haul mode (4x2 SuperCab 164" WB and 4x2 SuperCrew 157" WB)

5.0L Ti-VCT V8 engine and 6-speed SelectShift automatic transmission with progressive range select and tow/haul mode (4x4 SuperCab 164" WB and 4x4 SuperCrew 157" WB)

Electronic shift-on-the-fly (ESOF) with neutral towing capability (4x4 only)

Parking brake – Electric (3.5L Ti-VCT and 2.7L EcoBoost engines)

Parking brake – Mechanical (5.0L Ti-VCT and 3.5L EcoBoost engines)

17" Silver steel wheels

245/70R17 BSW all-season tires (4x2 only)

265/70R17 OWL all-terrain tires (4x4 only)

Seating

Front – Cloth 40/20/40 split seat with folding armrest, 2-way manual seats and 2-way adjustable head restraints

Rear – 60/40 split flip-up seat (SuperCab and SuperCrew only; one-touch flip-up)

Interior

AM/FM stereo with clock (includes 4 speakers on Regular Cab and 6 speakers on SuperCab and SuperCrew)

Climate controls – Manual single-zone

Display – 2.3" productivity screen in instrument cluster

Display – 4.2" audio and climate control screen in center stack

Display – Outside temperature

Door-sill scuff plates – Black

Flooring – Black vinyl

Locks – Manual door and tailgate

Mirror – Day/night rearview

Steering column – Manual-tilt-/telescoping with manual locking

Steering wheel – Black urethane

Visors – Driver and front-passenger with passenger-side vanity mirror

Window – Rear, fixed glass with solar tint

Windows – 2nd-row fixed (SuperCab only)

Windows – Manual

Exterior

Bumper – Front, Carbon Black with Carbon Black molded upper fascia

Bumper – Rear, Carbon Black

Door and tailgate handles – Carbon Black

Grille – Carbon Black insert and surround

Headlamps – Halogen

Mirrors – Manual-folding sideview with manual glass and black mirror caps

Pickup box – 4 cargo tie-downs, black

Pickup box – Center high-mounted stop lamp with integrated cargo lamp

Tow hooks – 2 in front, black (4x4 only)

Windshield wipers – Intermittent

Available Options

Mechanical

2.7L EcoBoost V6 engine with Auto Start-Stop and 6-speed SelectShift automatic transmission with progressive range select and tow/haul mode (Regular Cab 122" WB and 141" WB, SuperCab 145" WB and SuperCrew 145" WB)

3.5L EcoBoost engine and 6-speed SelectShift automatic transmission with progressive range select and tow/haul mode (n/a with Regular Cab 122" WB)

5.0L Ti-VCT V8 engine and 6-speed SelectShift automatic transmission with progressive range select and tow/haul mode

Axle – Rear, electronic-locking

Axle – Rear, higher ratio

Fuel tank – Extended range 36-gal. capacity (requires 101A; n/a with Regular Cab 122" WB)

Snow Plow Prep (requires 5.0L engine; 4x4 only)

Trailer brake controller (requires Class IV Trailer Hitch or Trailer Tow Package; included with Max. Trailer Tow Package)

18" Silver heavy-duty aluminum wheels (requires 101A and Heavy-Duty Payload Package)

LT245/70R17E BSW all-terrain tires (requires FX4 Off-Road Package)

Seating

Front – Cloth bucket seats with flow-through center console and steering column-mounted shifter (requires 101A; SuperCab and SuperCrew only)

Front – Vinyl 40/20/40 split seat with folding armrest

Front – Vinyl bucket seats with flow-through center console and steering column-mounted shifter (requires 101A; SuperCab and SuperCrew only)

Interior

AM/FM stereo/single-CD player with clock (includes 5 speakers on Regular Cab and 7 speakers on SuperCab and SuperCrew) and SiriusXM® Satellite Radio with 6-month trial subscription (requires 101A)

Audio Upgrade with KICKER® includes 8" subwoofer with an integrated 100-watt digital amplifier (requires 101A, AM/FM stereo/single-CD player with SiriusXM Satellite Radio, and XL Chrome Package or XL Sport Package; SuperCab and SuperCrew only)

All-weather floor mats (requires 101A and color-coordinated carpet with carpeted floor mats)

Flooring – Color-coordinated carpet with carpeted floor mats (requires 101A)

Power outlet – 110-volt/400-watt (1 on center stack with 40/20/40 front seat; 1 additional on back of center console with front bucket seats with flow-through center console; requires 101A; SuperCab and SuperCrew only)

Window – Rear, power-sliding with privacy tint and defroster (requires 101A; SuperCab and SuperCrew only)

Exterior

Bed divider (requires BoxLink™; n/a with stowable loading ramps)

Bedliner – Plastic drop-in

Bedliner – Tough Bed® spray-in bedliner

Box side steps

BoxLink with 4 premium locking cleats (included with 101A)

Cab steps – Black platform running boards

Cab steps – Black step bars (requires 100A; Regular Cab only)

Crew Chief™ powered by Telogis® fleet tracking system with 1 year of service

Fog lamps (requires 101A)

Front license plate bracket (standard where required)

Mirrors – Manual-folding sideview with power, heated glass, integrated turn signal indicators, high-intensity LED security approach lamps, LED spotlights, driver's side auto-dimming feature, and black mirror caps (requires 101A)

Mirrors – Manual-folding-/telescoping trailer tow with manual glass and black mirror caps (requires 100A and Trailer Tow Package or Max. Trailer Tow Package; n/a with 3.5L Ti-VCT engine or Regular Cab 122" WB)

Mirrors – Manual-folding-/telescoping trailer tow with power, heated glass, integrated turn signal indicators, high-intensity LED security approach lamps, LED spotlights, and black mirror caps (requires 101A and Trailer Tow Package or Max. Trailer Tow Package; n/a with 3.5L Ti-VCT engine or Regular Cab 122" WB)

Rear view camera with Dynamic Hitch Assist (requires 101A)

Reverse Sensing System (requires Class IV Trailer Hitch, Trailer Tow Package, or Max. Trailer Tow Package)

Skid plates – Front differential, transfer case and fuel tank (requires 101A; 4x4 only)

Stowable loading ramps² (requires BoxLink; n/a with bed divider or tonneau cover)

Tailgate step includes step, grab bar and tailgate lift assist

Tonneau cover – Hard² (n/a with stowable loading ramps)

Tonneau cover – Soft-folding by Advantage^{1,2} (n/a with stowable loading ramps)

Available Equipment Group

Equipment Group 101A – Power Equipment Group includes power door locks with autolock; power tailgate lock; Remote Keyless Entry System with 2 integrated keyhead transmitter remotes; power windows; manual-folding sideview mirrors with power glass; Illuminated Entry System; automatic on/off headlamps with rainlamp feature; configurable daytime running lamps; MyKey®; and perimeter alarm + AM/FM stereo/single-CD player with clock and auxiliary audio input jack (includes 4 speakers on Regular Cab and 6 speakers on SuperCab and SuperCrew) + cruise control + 4.2" productivity screen in instrument cluster + Ford SYNC® voice-activated, in-vehicle connectivity system with 911 Assist® SYNC AppLink™ and 1 smart-charging USB port + BoxLink with 4 premium locking cleats

¹Ford Licensed Accessory. ²Available Spring 2015.



XLT SuperCrew 4x4. Guard. XLT Chrome Package. Available equipment.



XLT SuperCrew 4x4. Medium Earth Gray cloth trim. Available equipment.

Equipment Group 300A

Includes select XL features, plus:

Mechanical

17" Silver-painted aluminum wheels

Seating

Front – 40/20/40 split seat with folding armrest and storage, and 4-way adjustable head restraints
Manual driver and front-passenger lumbar

Interior

AM/FM stereo/single-CD player with clock (includes 4 speakers on Regular Cab and 6 speakers on SuperCab and SuperCrew®)

Ford SYNC® voice-activated, in-vehicle connectivity system with 911 Assist®, SYNC AppLink™ and 1 smart-charging USB port

Accessory delay for power features

Auxiliary audio input jack

Cruise control

Display – Compass

Door-sill scuff plates – Color-coordinated

Driver and right-front-passenger seat back map pockets

Flooring – Color-coordinated carpet

Flooring – Color-coordinated carpeted floor mats

Locks – Power door with autolock and power tailgate

MyKey®

Overhead console with storage bins and map lights (SuperCab and SuperCrew only)

Visors – Driver and front-passenger with covered vanity mirrors

Window – Rear, fixed glass with privacy tint

Windows – Power with front one-touch-up/down feature

Exterior

BoxLink™ with 4 premium locking cleats

Bumper – Front, chrome with body-color upper fascia

Bumper – Rear, chrome

Fog lamps

Grille – Chrome insert and surround with black mesh

Headlamps – Autolamp automatic on/off with rainlamp feature

Headlamps – Configurable daytime running lamps

Mirrors – Manual-folding sideview with power glass and black mirror caps

SecuriCode™ keyless entry keypad

Safety & Security

Perimeter anti-theft alarm

Remote Keyless Entry System with 2 integrated keyhead transmitter remotes with panic button

Available Options

Mechanical

2.7L EcoBoost® V6 engine with Auto Start-Stop and 6-speed SelectShift® automatic transmission with progressive range select and tow/haul mode (Regular Cab 122" WB and 141" WB, SuperCab 145" WB and SuperCrew 145" WB)

3.5L EcoBoost engine and 6-speed SelectShift automatic transmission with progressive range select and tow/haul mode (n/a with Regular Cab 122" WB)

5.0L Ti-VCT V8 engine and 6-speed SelectShift automatic transmission with progressive range select and tow/haul mode

Axle – Rear, electronic-locking

Axle – Rear, higher ratio

Fuel tank – Extended range 36-gal. capacity (requires 301A or 302A; n/a with Regular Cab 122" WB)

Snow Plow Prep (requires 5.0L engine; 4x4 only)

Trailer brake controller (requires Class IV Trailer Hitch or Trailer Tow Package; included with Max. Trailer Tow Package)

20" chrome-like PVD wheels with 275/55R20 tires (BSW all-season on 4x2; OWL all-terrain on 4x4) (requires 301A or 302A, and XLT Chrome Package; SuperCab and SuperCrew only; n/a with 3.5L Ti-VCT engine)

20" 6-spoke premium painted aluminum wheels with 275/55R20 BSW tires (all-season on 4x2; all-terrain on 4x4) (requires 301A or 302A, and XLT Sport Package; SuperCab and SuperCrew only)

20" machined aluminum wheels with Silver-painted pockets and 275/55R20 tires (BSW all-season on 4x2; OWL all-terrain on 4x4) (requires 301A; SuperCab and SuperCrew only; n/a with 3.5L Ti-VCT engine, XLT Chrome Package or XLT Sport Package)

LT245/70R17E BSW all-terrain tires (requires 301A and FX4 Off-Road Package)

LT275/65R18C OWL all-terrain tires (requires 301A or 302A, FX4 Off-Road Package, and XLT Chrome or XLT Sport Package; SuperCab or SuperCrew only)

Seating

Front – Cloth bucket seats with flow-through center console and steering column-mounted shifter (SuperCab and SuperCrew only)

Interior

Voice-activated Navigation System with integrated SiriusXM® Traffic and Travel Link® services with 5-year subscription (requires 301A or 302A, SYNC with MyFord Touch®, and rear window defroster)

SYNC with MyFord Touch voice-activated, in-vehicle connectivity system includes 8" touch screen in center stack; media hub with 2 USB ports, SD card reader and audio input jack; and 4.2" productivity screen in instrument cluster (requires 301A; included with 302A)

Audio Upgrade by KICKER® includes 8" subwoofer with an integrated 100-watt digital amplifier (requires 301A or 302A, and XLT Chrome Package or XLT Sport Package; SuperCab and SuperCrew only)

All-weather floor mats

Flooring – Black vinyl (requires 300A or 301A)

Power outlet – 110-volt/400-watt (1 on center stack with 40/20/40 front seat; 1 additional on back of center console with front bucket seats with flow-through center console; included with 302A; SuperCab and SuperCrew only)

Window – Rear, power-sliding with privacy tint and defroster (requires 301A; included with 302A; SuperCab and SuperCrew only)

Exterior

Bed divider (n/a with stowable loading ramps)

Bedliner – Plastic drop-in

Bedliner – Tough Bed® spray-in bedliner

BLIS® (Blind Spot Information System) with cross-traffic alert (requires 302A; n/a with trailer tow mirrors)

Box side steps (requires 301A or 302A)

Cab steps – Black platform running boards (requires 300A or 301A; n/a with XLT Chrome Package or XLT Sport Package)

Cab steps – Chrome step bars (requires 301A; SuperCab and SuperCrew only; n/a with XLT Sport Package)

Crew Chief™ powered by Telogis® fleet tracking system with 1 year of service

Front license plate bracket (standard where required)

LED sideview mirror spotlights with high-intensity LED security approach lamps (requires 301A or 302A)

Mirrors – Manual-folding sideview with power, heated glass, integrated turn signal indicators, driver's side auto-dimming feature, and black mirror caps (includes auto-dimming rearview mirror; included with 301A and 302A)

Mirrors – Manual-folding/-telescoping trailer tow with power, heated glass, integrated turn signal indicators, high-intensity LED security approach lamps, LED spotlights, and black mirror caps (requires Trailer Tow Package or Max. Trailer Tow Package; n/a with 3.5L Ti-VCT engine or Regular Cab 122" WB)

Moonroof – Single panel (requires 302A; SuperCab only)

Moonroof – Twin panel (requires 302A; SuperCrew only)

Pickup box – LED box lighting (requires 301A; included with 302A)

Rear view camera with Dynamic Hitch Assist (included with 301A and 302A)

Remote Start System (requires 301A; included with 302A)

Reverse Sensing System (requires Class IV Trailer Hitch, Trailer Tow Package, or Max. Trailer Tow Package; included with 302A)

Stowable bed extender (requires 301A or 302A)

Stowable loading ramps² (n/a with bed divider or tonneau cover)

Tailgate step includes step, grab bar and tailgate lift assist (requires 301A or 302A)

Tonneau cover – Hard² (n/a with stowable loading ramps)

Tonneau cover – Soft-folding by Advantage^{1,2} (n/a with stowable loading ramps)

Two-tone paint (requires 301A or 302A; n/a with XLT Sport Package)
Wheel-well liners, rear² (requires 301A or 302A, and XLT Chrome Package or XLT Sport Package)

Safety & Security

Inflatable safety belts in rear outboard seating positions (requires 301A or 302A; SuperCrew only)

Available Equipment Groups

Equipment Group 301A – Class IV Trailer Hitch (required for towing up to 5,000 lbs.), 4-pin/7-pin wiring harness, and Smart Trailer Tow Connector + fixed rear window glass with privacy tint + 8-way power driver's seat with power lumbar + 4.2" productivity screen in instrument cluster + manual-folding sideview mirrors with power, heated glass, integrated turn signal indicators, driver's side auto-dimming feature, and black mirror caps + auto-dimming rearview mirror + leather-wrapped steering wheel + rear view camera with Dynamic Hitch Assist + power-adjustable pedals + rear underseat storage (SuperCab and SuperCrew only) + SiriusXM Satellite Radio with 6-month trial subscription (includes 5 speakers on Regular Cab and 7 speakers on SuperCab and SuperCrew)

Equipment Group 302A – (SuperCab and SuperCrew only) includes all content of 301A + **XLT Chrome Package** includes chrome billet-style grille and surround with black mesh insert, chrome front tow hooks (4x4), 18" chrome-like PVD wheels, 265/60R18 BSW all-season tires (4x2), 275/65R18 OWL all-terrain tires (4x4), chrome door handles with body-color bezels, 5" chrome cab steps, and chrome exhaust tip + SYNC with MyFord Touch voice-activated, in-vehicle connectivity system includes 8" touch screen in center stack, and media hub with 2 USB ports, SD card reader and audio input jack + Remote Start System + Reverse Sensing System + 10-way power, heated driver and front-passenger seats + 110-volt/400-watt power outlet on center stack + power-sliding rear window with privacy tint and defroster + LED box lighting

¹Ford Licensed Accessory. ²Available Spring 2015.



LARIAT



LARIAT SuperCrew 4x4. Ingot Silver. LARIAT Chrome Package. Available equipment.



LARIAT SuperCrew 4x4. Medium Light Camel leather trim. Available equipment.

Equipment Group 500A

Includes select XLT features, plus:

Mechanical

2.7L EcoBoost® V6 engine with Auto Start-Stop and 6-speed SelectShift® automatic transmission with progressive range select and tow/haul mode (SuperCab 145" WB, SuperCrew® 145" WB, 4x2 SuperCab 164" WB and 4x2 SuperCrew 157" WB)

5.0L Ti-VCT V8 engine and 6-speed SelectShift automatic transmission with progressive range select and tow/haul mode (4x4 SuperCab 164" WB and 4x4 SuperCrew 157" WB)

2-speed automatic 4WD with neutral towing capability (4x4 only)

Trailer towing – Class IV Trailer Hitch (required for towing up to 5,000 lbs.), 4-pin/7-pin wiring harness and Smart Trailer Tow Connector

18" machined aluminum wheels with Silver-painted pockets

265/60R18 BSW all-season tires (4x2 only)

275/65R18 OWL all-terrain tires (4x4 only)

Seating

Front – Leather-trimmed, heated and cooled 10-way power-adjustable driver and right-front-passenger seats with power lumbar

Rear – 60/40 split flip-up rear seat with leather seating surfaces, underseat storage, and folding armrest with cupholders (SuperCrew)

Rear – 60/40 split flip-up rear seat with underseat storage (SuperCab)

Memory driver's seat

Interior

SYNC® with MyFord Touch® voice-activated, in-vehicle connectivity system includes 8" touch screen in center stack; media hub with 2 USB ports, SD card reader and audio input jack; and 8" productivity screen in instrument cluster

SiriusXM® Satellite Radio with 6-month trial subscription

Ambient lighting

Dual-zone electronic automatic temperature control

Intelligent Access with push-button start

Mirror – Auto-dimming rearview

Overhead console with storage bins, map lights, and rear window controls

Power-adjustable accelerator and brake pedals with memory

Steering wheel – Black leather-wrapped with 5-way SYNC and audio controls

Visors – Driver and passenger-side visors with covered, illuminated vanity mirrors

Window – Rear, power-sliding with privacy tint and defroster

Woodgrain interior trim accents

Exterior

Advanced Security Pack includes SecurILock® Passive Anti-Theft System and Inclination/Intrusion Sensors

Door and tailgate handles – Body-color

Mirrors – Power-folding sideview with power, heated glass, memory, integrated turn signal indicators, high-intensity LED security approach lamps, driver's side auto-dimming feature, and body-color mirror caps

Grille – Chrome 3-bar-style insert and surround with black mesh

Pickup box – LED box lighting

Rear view camera with Dynamic Hitch Assist

Wheel-lip moldings – Body-color

Available Options

Mechanical

3.5L EcoBoost engine and 6-speed SelectShift automatic transmission with progressive range select and tow/haul mode

5.0L Ti-VCT V8 engine and 6-speed SelectShift automatic transmission with progressive range select and tow/haul mode

Axle – Rear, electronic-locking

Axle – Rear, higher ratio

Fuel tank – Extended range 36-gal. capacity

Snow Plow Prep (requires 500A or 501A, and 5.0L engine; 4x4 only; electronic shift-on-the-fly [ESOF] replaces 2-speed automatic 4WD)

Trailer brake controller (requires Class IV Trailer Hitch or Trailer Tow Package; included with Max. Trailer Tow Package)

20" chrome-like PVD wheels with 275/55R20 tires (BSW all-season on 4x2; OWL all-terrain on 4x4) (requires 501A or 502A, and LARIAT Chrome Package; n/a with 2.7L EcoBoost engine)

20" 6-spoke premium painted aluminum wheels with 275/55R20 BSW tires (all-season on 4x2; all-terrain on 4x4) (requires 501A or 502A and LARIAT Sport Package; n/a with 2.7L EcoBoost engine)

20" machined aluminum wheels with Silver-painted pockets and 275/55R20 tires (BSW all-season on 4x2; OWL all-terrain on 4x4) (requires 501A; n/a with 2.7L EcoBoost engine, LARIAT Chrome Package or LARIAT Sport Package)

LT275/65R18C OWL all-terrain tires (requires FX4 Off-Road Package)

Seating

Front – Leather-trimmed heated and cooled 10-way power-adjustable front bucket seats with power lumbar, memory driver's seat and flow-through center console with floor shifter (requires 501A; included with 502A)

Interior

Audio System from Sony® with HD Radio™, single-CD player and 10 speakers (requires 501A; included with 502A)

Voice-activated Navigation System with integrated SiriusXM Traffic and Travel Link® services with 5-year subscription (included with 502A)

All-weather floor mats

Power outlet – 110-volt/400-watt (1 on center stack with 40/20/40 front seat; 1 additional on back of center console with front bucket seats with flow-through center console; included with 501A and 502A)

Exterior

Active park assist (requires 502A, Technology Package, and adaptive cruise control and collision warning with brake support)

Adaptive cruise control and collision warning with brake support (requires 502A)

Bed divider (n/a with stowable loading ramps)

Bedliner – Plastic drop-in

Bedliner – Tough Bed® spray-in bedliner

Box side steps

Cab steps – Chrome angular

Cab steps – Power-deployable running boards (requires 502A; SuperCrew only)

Crew Chief™ powered by Telogis® fleet tracking system with 1 year of service

Front license plate bracket (standard where required)

LED sideview mirror spotlights with high-intensity LED security approach lamps (included with 501A and 502A)

Mirrors – PowerScope® power-telescoping/-folding trailer tow with power, heated glass, integrated turn signal indicators, high-intensity LED security approach lamps, LED spotlights, and black mirror caps (requires Trailer Tow Package or Max. Trailer Tow Package)

Moonroof – Single panel (requires 501A or 502A; SuperCab only)

Moonroof – Twin panel (requires 501A or 502A; SuperCrew only)

Reverse Sensing System (included with 501A and 502A)

Stowable bed extender (requires 501A or 502A)

Stowable loading ramps² (n/a with bed divider or tonneau cover)

Tailgate step includes step, grab bar and tailgate lift assist

Tonneau cover – Hard² (n/a with stowable loading ramps)

Tonneau cover – Soft-folding by Advantage^{1,2} (n/a with stowable loading ramps)

Two-tone paint includes accent-color bumpers and wheel-lip moldings (requires 501A or 502A; n/a with LARIAT Sport Package)

Wheel-well liners, rear² (requires 501A or 502A, and LARIAT Chrome Package or LARIAT Sport Package)

Safety & Security

Inflatable safety belts in rear outboard seating positions (requires 501A or 502A; SuperCrew only)

Available Equipment Groups

Equipment Group 501A – BLIS® (Blind Spot Information System) with cross-traffic alert + Remote Start System with remote tailgate release + Reverse Sensing System + power-folding sideview mirrors with power, heated glass, memory, integrated turn signal indicators, high-intensity LED security approach lamps, LED spotlights, driver's side auto-dimming feature, and body-color mirror caps + 110-volt/400-watt power outlet on center stack + universal garage door opener

Equipment Group 502A (n/a with 2.7L EcoBoost engine or SuperCab 164" WB) – includes all content of 501A + 5.0L Ti-VCT 4-valve V8 FFV engine and 6-speed SelectShift automatic transmission with progressive range select and tow/haul mode + **LARIAT Chrome Package** includes chrome 3-bar grille, surround and mesh insert, chrome front tow hooks (4x4), 18" chrome-like PVD wheels, chrome door handles with body-color bezels, chrome mirror caps, chrome angular cab steps, and chrome exhaust tip + heated and cooled 10-way power-adjustable front bucket seats with power lumbar, memory driver's seat and flow-through center console with floor shifter + heated rear outboard seats (SuperCrew only) + 100-volt/400-watt power outlet on back of center console + Audio System from Sony with HD Radio, single-CD player and 10 speakers + voice-activated Navigation System with integrated SiriusXM Traffic and Travel Link services with 5-year subscription + power-tilt/-telescoping steering column with memory and electronic locking + heated steering wheel + high-intensity quad beam LED headlamps with auto high beams + LED taillamps + rain-sensing windshield wipers

¹Ford Licensed Accessory. ²Available Spring 2015.





KING RANCH SuperCrew 4x4. Green Gem. KING RANCH Monochromatic Paint Package. Available equipment.

KING RANCH SuperCrew 4x4. Antiqued Mesa Brown leather trim. Available equipment.

Equipment Group 600A
Includes select LARIAT features, plus:

Mechanical

5.0L Ti-VCT V8 engine and 6-speed SelectShift® automatic transmission with progressive range select and tow/haul mode

Trailer brake controller

18" machined aluminum wheels with Silver-painted pockets and KING RANCH logo center caps

Seating

Antiqued Mesa Brown leather-trimmed seats

Front bucket seats with flow-through center console and floor shifter

Heated rear outboard seats

Interior

Audio System from Sony® with HD Radio™, single-CD player, 10 speakers and subwoofer

Voice-activated Navigation System with integrated SiriusXM® Traffic and Travel Link® services with 5-year subscription

Center console – Flow-through with antiqued Mesa Brown leather-trimmed lid and floor shifter knob

Cupholders – 4 in flow-through center console

Door-sill scuff plates – Metallic insert with KING RANCH lettering and running "W" logo

Flooring – Front and rear carpeted floor mats with KING RANCH logo

Genuine Khaya wood interior trim accents

Power outlets – 110-volt/400-watt, 1 on center stack and 1 on back of center console

Steering column – Power-tilt/-telescoping with memory and electronic locking

Steering wheel – Antiqued Mesa Brown leather-wrapped with heat

Universal garage door opener

Exterior

Bumper – Front, Caribou with chrome insert and body-color upper fascia

Bumper – Rear, Caribou

Cab steps – Caribou 6" angular

Exhaust tip – Chrome

Grille – Chrome 3-bar insert and surround with accent-color mesh

Headlamps – Quad beam LED

KING RANCH door and tailgate badges

Mirrors – Power-folding sideview with power, heated glass, memory, integrated turn signal indicators, high-intensity LED security approach lamps, LED spotlights, driver's side auto-dimming feature, and body-color mirror caps

Pickup box – LED center high-mounted stop lamp with integrated cargo lamp

Remote Start System

Reverse Sensing System

Tailgate – Remote release with power lock

Taillamps – LED

Two-tone paint with Caribou lower accent color

Wheel-lip moldings – Caribou

Available Options

Mechanical

3.5L EcoBoost® engine and 6-speed SelectShift automatic transmission with progressive range select and tow/haul mode

Axle – Rear, electronic-locking

Axle – Rear, higher ratio

Fuel tank – Extended range 36-gal. capacity

20" machined aluminum wheels with Light Caribou-painted pockets and 275/55R20 tires (BSW all-season on 4x2; OWL all-terrain on 4x4) (included with 601A)

LT275/65R18C OWL all-terrain tires (requires 600A and FX4 Off-Road Package)

Interior

All-weather floor mats

Exterior

Active park assist (requires 601A, Technology Package, and adaptive cruise control and collision warning with brake support)

Adaptive cruise control and collision warning with brake support (requires 601A)

Bed divider (n/a with stowable loading ramps)

Bedliner – Plastic drop-in

Bedliner – Tough Bed® spray-in bedliner

Box side steps

Crew Chief™ powered by Telogis® fleet tracking system with 1 year of service (requires 600A)

Front license plate bracket (standard where required)

Mirrors – PowerScope® power-telescoping/-folding trailer tow with power, heated glass, integrated turn signal indicators, high-intensity LED security approach lamps, LED spotlights, and chrome mirror caps (requires Trailer Tow Package or Max. Trailer Tow Package)

Moonroof – Twin panel

Stowable bed extender

Stowable loading ramps² (n/a with bed divider or tonneau cover)

Tailgate step includes step, grab bar and tailgate lift assist (included with 601A)

Tonneau cover – Hard² (n/a with stowable loading ramps)

Tonneau cover – Soft-folding by Advantage^{1,2} (n/a with stowable loading ramps)

Wheel-well liners, rear²

Available Equipment Group

Equipment Group 601A – Tailgate step includes step, grab bar and tailgate lift assist + BLIS® (Blind Spot Information System) with cross-traffic alert + multicontour front bucket seats + inflatable rear safety belts in rear outboard seating positions + power-deployable running boards + auto high beams + rain-sensing windshield wipers + 20" machined aluminum wheels with Light Caribou-painted pockets + 275/55R20 BSW all-season tires (4x2) or 275/55R20 OWL all-terrain tires (4x4)



¹Ford Licensed Accessory. ²Available Spring 2015.

PLATINUM



PLATINUM SuperCrew 4x4. White Platinum Tri-coat. Available equipment.

PLATINUM SuperCrew 4x4. Brunello luxury leather trim. Available equipment.

Equipment Group 700A
Includes select LARIAT features, plus:

Mechanical

5.0L Ti-VCT V8 engine and 6-speed SelectShift® automatic transmission with progressive range select and tow/haul mode

Trailer brake controller

20" polished aluminum wheels

275/55R20 BSW all-season tires (4x2 only)

275/55R20 BSW all-terrain tires (4x4 only)

Seating

Multicontour front bucket seats with PLATINUM logo on seat backs

Heated rear outboard seats

Inflatable safety belts in rear outboard seating positions

Interior

Audio System from Sony® with HD Radio,™ single-CD player, 10 speakers and subwoofer
Voice-activated Navigation System with integrated SiriusXM® Traffic and Travel Link® services with 5-year subscription

Aluminum appliqué on center panel and console

Ambient lighting

Center console – Flow-through with leather-trimmed lid and floor shifter with leather-wrapped knob

Door-sill scuff plates – Metallic insert with PLATINUM lettering

Flooring – Premium carpeted floor mats

Genuine Figured Eucalyptus wood interior trim accents

Power outlets – 110-volt/400-watt, 1 on center stack and 1 on back of center console

Steering column – Power-tilt/-telescoping with memory and electronic locking

Steering wheel – Heated

Universal garage door opener

Exterior

BLIS® (Blind Spot Information System) with cross-traffic alert

Bright bodyside accent moldings

Bumper – Front, body-color with chrome insert and body-color upper fascia

Bumper – Rear, body-color

Cab steps – Power-deployable running boards

Door and tailgate handles – Body-color with chrome straps

Exhaust tip – Chrome

Grille – Satin-finish 3-bar insert with chrome accents, satin-finish surround and bright mesh

Headlamps – Quad beam LED with auto high beams

Mirrors – Power-folding sideview with power, heated glass, memory, integrated turn signal indicators, high-intensity LED security approach lamps, LED spotlights, driver's side auto-dimming feature, and chrome mirror caps

Pickup box – LED center high-mounted stop lamp with integrated cargo lamp

PLATINUM fender badges

Remote Start System

Reverse Sensing System

Tailgate – Remote release with power lock

Tailgate – Satin-finish appliqué

Taillamps – LED

Tow hooks – 2 in front, chrome (4x4 only)

Windshield wipers – Rain-sensing

Available Options

Mechanical

3.5L EcoBoost® engine and 6-speed SelectShift automatic transmission with progressive range select and tow/haul mode

Axle – Rear, electronic-locking

Axle – Rear, higher ratio

Fuel tank – Extended range 36-gal. capacity

Interior

All-weather floor mats

Exterior

Active park assist (requires 701A)

Bed divider (n/a with stowable loading ramps)

Bedliner – Plastic drop-in

Bedliner – Tough Bed® spray-in bedliner

Box side steps

Front license plate bracket (standard where required)

Mirrors – PowerScope® power-telescoping/-folding trailer tow with power, heated glass, integrated turn signal indicators, high-intensity LED security approach lamps, LED spotlights, and chrome mirror caps (requires Trailer Tow Package or Max. Trailer Tow Package)

Moonroof – Twin panel

Stowable bed extender

Stowable loading ramps¹ (n/a with bed divider or tonneau cover)

Tailgate step includes step, grab bar and tailgate lift assist (included with 701A)

Tonneau cover – Hard¹ (n/a with stowable loading ramps)

Tonneau cover – Soft-folding by Advantage^{1,2} (n/a with stowable loading ramps)

Wheel-well liners, rear¹

Available Equipment Group

Equipment Group 701A – Technology Package includes 360 Camera with Split-view Display and Lane-Keeping System + adaptive cruise control and collision warning with brake support + tailgate step includes step, grab bar and tailgate lift assist



¹Available Spring 2015. ²Ford Licensed Accessory.

PACKAGES



XL SuperCab 4x2, Blue Flame, XL Sport Package.

LARIAT SuperCrew 4x4, Magnetic, FX4 Off-Road Package and LARIAT Sport Package. Available equipment.

XL Appearance

XL Chrome Package (requires 101A; n/a with XL Sport Package or Heavy-Duty Payload Package) includes chrome front bumper with body-color upper fascia, chrome rear bumper, fog lamps, and 17" silver-painted aluminum wheels

XL Sport Package (requires 101A; n/a with XL Chrome Package or Heavy-Duty Payload Package) includes body-color front bumper and upper fascia, body-color rear bumper, fog lamps, 17" silver-painted aluminum wheels, and SPORT box decal (decal not included when ordered with the FX4 Off-Road Package)

XLT Appearance

XLT Chrome Package (requires 301A; included with 302A; SuperCab and SuperCrew® only; n/a with Heavy-Duty Payload Package or XLT Sport Package) includes chrome billet-style grille and surround with black mesh insert, chrome front tow hooks (4x4), 18" chrome-like PVD wheels, 265/60R18 BSW all-season tires (4x2), 275/65R18 OWL all-terrain tires (4x4), chrome door handles with body-color bezels, chrome tailgate handle with black bezel; 5" chrome cab steps, and chrome exhaust tip

XLT Sport Package (requires 301A or 302A; SuperCab and SuperCrew only; n/a with 3.5L Ti-VCT engine, SuperCab 164" WB, Heavy-Duty Payload Package, or XLT Chrome Package) includes Black billet-style grille with body-color surround and black mesh insert; body-color bumpers, front upper fascia, door handles and wheel-lip moldings; body-color tailgate handle with black bezel; 18" 6-spoke machined aluminum wheels with Magnetic-painted pockets; 265/60R18 BSW all-season tires (4x2); 275/65R18 OWL all-terrain tires (4x4); Magnetic tubular cab steps; chrome exhaust tip; SPORT box decal (decal not included when ordered with the FX4 Off-Road Package); Sport cloth front bucket seats with flow-through center console and floor shifter; and unique interior finish

LARIAT Appearance

LARIAT Chrome Package (requires 501A; included with 502A; n/a with LARIAT Sport Package) includes chrome 3-bar grille, surround and mesh insert; chrome front tow hooks (4x4); 18" chrome-like PVD wheels; chrome door and tailgate handles with body-color bezels; chrome mirror caps; chrome angular cab steps; and chrome exhaust tip

LARIAT Sport Package (requires 501A or 502A; n/a with SuperCab 164" WB or LARIAT Chrome Package) includes Magnetic 3-bar grille and surround with black mesh insert; Magnetic 6" angular cab steps; body-color front bumper with Magnetic insert and body-color upper fascia; body-color rear bumper; 18" 6-spoke machined aluminum wheels with Magnetic-painted pockets; chrome exhaust tip; SPORT box decal (decal not included when ordered with the FX4 Off-Road Package); leather-trimmed front bucket seats with flow-through center console; and unique interior finish

KING RANCH® Appearance

KING RANCH Chrome Package (requires 601A) includes chrome 3-bar grille, surround and mesh insert; chrome bumpers; chrome front tow hooks (4x4); 20" chrome-like PVD wheels; 275/55R20 BSW all-season tires (4x2); 275/55R20 OWL all-terrain tires (4x4); chrome door handles with body-color bezels; chrome mirror caps; bright beltline moldings; and tailgate appliqué

KING RANCH Monochromatic Paint Package (requires 601A and KING RANCH Chrome Package) includes monochromatic paint and body-color wheel-lip moldings

Technology

Technology Package (available on LARIAT 502A, KING RANCH 601A and PLATINUM) includes 360 Camera with Split-view Display, and Lane-Keeping System

FX4 Off-Road

FX4 Off-Road Package (optional on XL 101A, XLT 301A/302A, LARIAT, KING RANCH and PLATINUM; 4x4 only; n/a with the 3.5L Ti-VCT engine) includes electronic-locking rear axle; off-road-tuned front and rear shock absorbers; fuel tank, transfer case and front differential skid plates; FX4 Off-Road box decals; and Hill Descent Control™

Towing

Class IV Trailer Hitch (optional on XL and XLT 300A; required for towing up to 5,000 lbs.; n/a with 2.7L EcoBoost® Payload Package), 4-pin/7-pin wiring harness, and Smart Trailer Tow Connector

Trailer Tow Package (optional on all trims; required for towing up to 11,100 lbs.) includes 4-pin/7-pin wiring harness, Class IV trailer hitch receiver, Smart Trailer Tow Connector, auxiliary transmission oil cooler, engine oil cooler (with 3.5L Ti-VCT engine only), and upgraded front stabilizer bar

Max. Trailer Tow Package (optional on all trims; required for towing up to 12,200 lbs.; requires 3.5L EcoBoost engine) includes 4-pin/7-pin wiring harness; Class IV trailer hitch receiver; Smart Trailer Tow Connector; auxiliary transmission oil cooler; 3.55 electronic-locking rear axle; trailer brake controller; and upgraded front stabilizer bar and rear bumper

Payload

2.7L EcoBoost Payload Package (available on XL, XLT and LARIAT 500A/501A; requires 2.7L EcoBoost engine and Trailer Tow Package; n/a with Regular Cab 122" WB) includes 3.73 electronic-locking rear axle, 9.75" gear set, and mechanical parking brake

Heavy-Duty Payload Package (available on XL, XLT 300A/301A and LARIAT 500A; increases GVWR for improved payload and towing; restrictions apply) includes 17" silver heavy-duty steel wheels with LT245/70R17E BSW all-terrain tires on XL, 18" silver heavy-duty aluminum wheels with LT275/65R18C OWL all-terrain tires on XLT and LARIAT, upgraded springs, auxiliary transmission oil cooler, 9.75" gear set, and 3.73 electronic-locking rear axle

Select my
Appearance
Package



WHEELS



17" Silver Steel
XL – Standard



17" Silver Heavy-Duty Steel
XL – Included: Heavy-Duty
Payload Package



17" Silver-Painted Aluminum
XL – Included: Chrome Package
and Sport Package
XLT – Standard



18" Silver Heavy-Duty Aluminum
XL – Optional: requires Heavy-Duty
Payload Package and 101A
XLT – Included: Heavy-Duty Payload Package
LARIAT – Included: Heavy-Duty
Payload Package



18" Machined Aluminum
with Silver-Painted Pockets
LARIAT – Standard



18" 6-Spoke Machined Aluminum
with Magnetic-Painted Pockets
XLT – Included: Sport Package
LARIAT – Included: Sport Package



18" Chrome-Like PVD
XLT – Included: Chrome Package
LARIAT – Included: Chrome Package



20" 6-Spoke Premium
Painted Aluminum
XLT – Optional: requires
Sport Package
LARIAT – Optional: requires
Sport Package



20" Machined Aluminum
with Silver-Painted Pockets
XLT – Optional: requires 301A
LARIAT – Optional: requires 501A



20" Chrome-Like PVD
XLT – Optional: requires
Chrome Package
LARIAT – Optional: requires
Chrome Package



18" Machined Aluminum
with Silver-Painted Pockets
KING RANCH – Standard



20" Machined Aluminum with
Light Caribou-Painted Pockets
KING RANCH – Optional



20" Chrome-Like PVD
KING RANCH – Included:
Chrome Package on 601A
KING RANCH – Optional: requires
Chrome Package on 600A



20" Polished Aluminum
PLATINUM – Standard

EXTERIORS



White Platinum Tri-coat Metallic



Oxford White



Ingot Silver



Race Red



Ruby Red Tinted Clearcoat Metallic



Bronze Fire



Blue Flame



Blue Jeans



Caribou



Magnetic



Guard




Green Gem




Tuxedo Black


INTERIORS



1 Medium Earth Gray Vinyl




2 Dark Earth Gray Cloth




3 Medium Earth Gray Cloth




4 Medium Light Camel Cloth



5 XLT Sport Black Cloth



6 Medium Earth Gray Leather



7 Medium Light Camel Leather



8 Black Leather



9 Antiqued Mesa Brown Leather



10 Black Luxury Leather



11 Brunello Luxury Leather

Bring these colors to life



Exteriors	Two-Tone					Interiors				KING RANCH®	PLATINUM		
	XL	XL SPORT	XLT	XLT SPORT	LARIAT	LARIAT SPORT							
White Platinum Tri-coat Metallic ¹						6	7	8		9	10	11	
Oxford White	■	■	1	2	3	4	5	6	7	8	9		
Ingot Silver	■	■	1	2	3	4	5	6	7	8		10	11
Race Red	■	■	1	2	3	4	5			8			
Ruby Red Tinted Clearcoat Metallic ¹	■	■			3	4	5	6	7	8	9	10	11
Bronze Fire	■	■			3	4		6	7	8	9		
Blue Flame	■	■	1	2	3	4	5			8			
Blue Jeans	■	■	1	2		3	4	6	7	8	9	10	11
Caribou			1	2		3	4	6	7	8	9		
Magnetic			1	2	3	4	5	6	7	8		10	11
Guard	■	■			3	4		6	7	8	9	10	11
Green Gem	■	■	1	2		3	4	6	7	8	9		
Tuxedo Black	■	■	1	2	3	4	5	6	7	8	9	10	11

■ Magnetic Two-Tone Accent exterior optional on XLT ■ Caribou Two-Tone Accent exterior standard on KING RANCH, optional on LARIAT
 2 Optional 6 Not available with two-tone exterior

¹Additional charge.

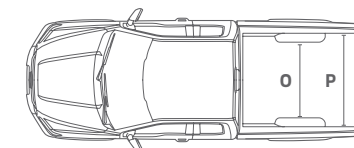
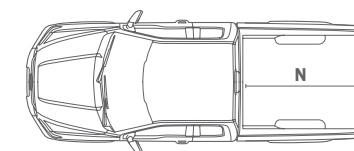
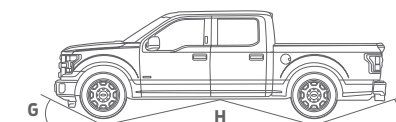
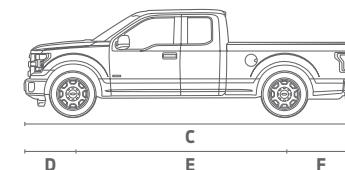
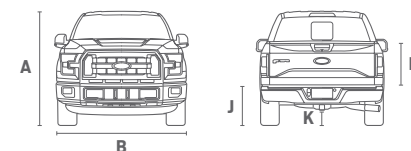
Colors are representative only. See your dealer for actual paint/trim options.

TECHNICAL SPECIFICATIONS

DIMENSIONS

Exterior	Regular Cab 4x2/4x4	SuperCab 4x2/4x4	SuperCrew® 4x2/4x4
A. Height – 5½' box	—	—	75.6"/77.2"
A. Height – 6½' box	75.5"/76.9"	75.5"/77.2"	75.7"/77.3"
A. Height – 8' box	75.1"/76.9"	75.5"/77.0"	—
B. Width – Excl. mirrors	79.9"	79.9"	79.9"
B. Width – Incl. standard mirrors	96.8"	96.8"	96.8"
B. Width – Incl. trailer tow mirrors	105.9"	105.9"	105.9"
B. Width – Std. mirrors folded	83.5"	83.5"	83.5"
B. Width – Trailer tow mirrors folded	85.5"	85.5"	85.5"
C. Length – 5½' box	—	—	231.9"
C. Length – 6½' box	209.3"	231.9"	243.7"
C. Length – 8' box	227.9"	250.5"	—
D. Overhang – Front	37.8"	37.8"	37.8"
E. Wheelbase – 5½' box	—	—	145.0"
E. Wheelbase – 6½' box	122.4"	145.0"	156.8"
E. Wheelbase – 8' box	141.1"	163.7"	—
F. Overhang – Rear	49.1"	49.1"	49.1"
G. Angle of approach – 5½' box	—	—	24.1°/25.5°
G. Angle of approach – 6½' box	24.8°/24.8°	24.4°/25.8°	23.8°/25.5°
G. Angle of approach – 8' box	24.1°/25.7°	24.5°/26.1°	—
H. Ramp breakover angle – 5½' box	—	—	18.3°/21.0°
H. Ramp breakover angle – 6½' box	22.1°/24.7°	18.5°/21.1°	17.2°/19.7°
H. Ramp breakover angle – 8' box	19.3°/22.1°	16.8°/19.0°	—
I. Angle of departure – 5½' box	—	—	23.8°/26.0°
I. Angle of departure – 6½' box	24.6°/27.1°	24.0°/26.1°	24.5°/26.4°
I. Angle of departure – 8' box	24.7°/26.8°	24.4°/26.0°	—
J. Load floor height – 5½' box	—	—	34.0"/35.7"
J. Load floor height – 6½' box	34.7"/36.9"	34.1"/35.9"	34.6"/36.1"
J. Load floor height – 8' box	34.8"/36.5"	34.5"/35.7"	—
K. Ground clearance (min.) – 5½' box	—	—	8.5"/9.4"
K. Ground clearance (min.) – 6½' box	8.8"/9.4"	8.7"/9.4"	8.4"/9.3"
K. Ground clearance (min.) – 8' box	8.6"/9.4"	8.7"/9.3"	—
L. Cab length	121.5"	144.1"	155.9"

Interior	Regular Cab 1st Row/2nd Row	SuperCab 1st Row/2nd Row	SuperCrew 1st Row/2nd Row
Head room	40.8"/—	40.8"/40.3"	40.8"/40.4"
Shoulder room	66.7"/—	66.7"/65.8"	66.7"/65.9"
Hip room	62.5"/—	62.5"/64.7"	62.5"/64.7"
Leg room (max.)	43.9"/—	43.9"/33.5"	43.9"/43.6"
Cargo Box	5½' Box	6½' Box	8' Box
Volume (cu. ft.)	52.8	62.3	77.4
M. Inside height	21.4"	21.4"	21.4"
N. Length at floor	67.1"	78.9"	97.6"
O. Width at wheelhouse	50.6"	50.6"	50.6"
P. Maximum width at floor	65.2"	65.2"	65.2"



MAXIMUM PAYLOAD WEIGHT RATINGS (lbs.)

Engine	Drive	Max. GVWR	Regular Cab		SuperCab		SuperCrew	
			122.4" WB	141.1" WB	145.0" WB	163.7" WB	145.0" WB	156.8" WB
3.5L Ti-VCT V6	4x2	6,010/6,100 6,150	1,910/— —	—/1,900	—/1,680	—/— —	—/— 1,630	—/— —
	4x4	6,050/6,100 6,300/6,350	1,690/— —/—	—/1,670 —/—	—/— 1,660/—	—/— —/—	—/— —/1,600	—/— —/—
2.7L EcoBoost® V6	4x2	6,010/6,100/6,250 6,350/6,500/6,650 6,750/6,800/6,900	1,800/—/— —/—/— —/—/—	—/1,800/— —/—/2,250 ¹ —/—/—	—/—/1,740 —/—/1,910/— 2,160 ¹ /—/—	—/—/— —/1,910/— —/—/2,210 ¹	—/—/1,640 —/—/1,960 ¹ —/—/—	—/—/— 1,700/—/— —/2,070 ¹ /—
	4x4	6,050/6,250/6,500 6,800/6,900/7,000	1,580/—/— —/—/—	—/1,700/— 2,140 ¹ /—/—	—/—/1,740 —/—/2,160 ¹	—/—/— —/—	—/—/1,640 —/1,960 ¹ /—	—/—/— —/—/—
5.0L Ti-VCT V8	4x2	6,200/6,750/6,800 6,900/6,950/7,000 7,600/7,850	1,930/—/— —/—/— —/—	—/2,360/— —/—/— 3,070 ² /3,300 ³	—/—/— 2,330/—/— —/—	—/—/— —/—/2,330 2,790 ² /3,020 ³	—/—/2,130 —/—/— —/—	—/—/— —/2,230/— 2,680 ² /2,910 ³
	4x4	6,400/6,950/7,000 7,050/7,600/7,850	1,860/—/— —/—/—	—/2,300/— —/2,830 ² /3,060 ³	—/—/— 2,230/—/—	—/—/— —/—/2,060 —/2,540 ² /2,770 ³	—/—/2,080 —/—/—	—/—/— 2,070/2,430 ² /2,660 ³
3.5L EcoBoost	4x2	6,800/6,900/7,000 7,050/7,600 7,850	—/—/— —/— —	—/—/— 2,580/3,040 ² 3,270 ³	—/2,280/— —/— —	—/—/— 2,290/2,770 ² 3,000 ³	2,070/—/— —/— —	—/—/2,230 —/2,660 ² 2,900 ³
	4x4	7,000/7,050 7,600/7,850	—/— —/—	—/2,330 2,820 ² /3,050 ³	—/2,170 —/—	—/2,030 2,520 ² /2,760 ³	2,020/— —/—	—/2,010 2,420 ² /2,650 ³

¹Requires 2.7L EcoBoost Payload Package. ²Requires Heavy-Duty Payload Package and 17" wheels. ³Requires Heavy-Duty Payload Package and 18" wheels.

Payload Notes: Maximum capabilities shown are for properly equipped vehicles with required equipment and a 150-lb. driver. Weight of additional options, equipment, passengers and cargo must be deducted from this weight. For additional information, see your Ford Dealer.

TECHNICAL SPECIFICATIONS

CONVENTIONAL TOWING — MAXIMUM LOADED TRAILER WEIGHT RATINGS (lbs.)

Engine	Axle Ratio	GCWR	Regular Cab		SuperCab	163.7" WB	SuperCrew®	156.8" WB
			122.4" WB 4x2/4x4	141.1" WB 4x2/4x4	145.0" WB 4x2/4x4	163.7" WB 4x2/4x4	145.0" WB 4x2/4x4	156.8" WB 4x2/4x4
3.5L Ti-VCT V6	3.55	9,400	5,000/—	—/—	—/—	—/—	—/—	—/—
		9,500	—/—	5,000/—	—/—	—/—	—/—	—/—
		9,800	—/—	—/—	5,000/—	—/—	—/—	—/—
		9,900	—/—	—/—	—/—	—/—	5,000/—	—/—
	3.73	12,000	7,600/—	—/—	—/—	—/—	—/—	—/—
		12,100 12,200	—/— —/7,500	7,600/— —/7,400	—/— 7,400/7,200	—/— —/—	—/— 7,300/7,100	—/— —/—
2.7L EcoBoost® V6	3.31	12,200	7,600/—	—/—	—/—	—/—	—/—	—/—
		12,300	—/—	7,600/—	—/—	—/—	—/—	—/—
		12,500	—/—	—/—	7,600/—	—/—	—/—	—/—
		12,600	—/—	—/—	—/—	7,600/—	7,600/—	7,600/—
	3.55	12,500	—/7,600	—/7,600	—/—	—/—	—/—	—/—
		12,700 12,800	—/— —/—	—/— —/—	—/7,600 —/—	—/— —/—	—/— —/7,600	—/— —/—
3.73	13,100	8,500/—	8,400/—	8,200/—	8,100/—	8,100/—	8,100/—	
	13,300	—/8,400	8,500 ¹ /8,400	8,300 ¹ /8,200	8,200 ¹ /—	8,200 ¹ /8,100 ¹	8,200 ¹ /—	
5.0L Ti-VCT V8	3.31	13,000	8,400/—	—/—	—/—	—/—	—/—	—/—
		13,200	—/8,300	—/—	—/—	—/—	—/—	—/—
		13,900	—/—	9,100/—	—/—	—/—	—/—	—/—
		14,100	—/—	—/9,100	—/—	—/—	—/—	—/—
		14,200	—/—	—/—	9,200/—	—/—	9,100/—	9,100/—
		14,300	—/—	—/—	—/9,100	9,200/9,000	—/9,000	—/8,900
	3.55	13,200	—/8,300	—/—	—/—	—/—	—/—	—/—
		13,800	9,200/—	—/—	—/—	—/—	—/—	—/—
		14,100	—/—	—/9,100	—/—	—/—	—/—	—/—
		14,400	—/—	—/—	—/9,200	—/—	—/9,100	—/—
		14,500	—/—	—/—	—/—	—/9,100	—/—	—/9,100
		14,900	—/—	10,100/—	—/—	—/—	—/—	—/—
	3.73	15,200	—/—	—/—	10,200/—	—/—	10,100/—	10,100/—
		15,300	—/—	—/—	—/—	10,200/—	—/—	—/—
		14,600	—/9,700	—/—	—/—	—/—	—/—	—/—
		16,000	—/—	11,100 ² /—	—/—	—/—	—/—	—/—
		16,100	—/—	—/10,900 ³	—/—	—/—	—/—	—/—
		16,200	—/—	—/11,100	—/11,000	11,000 ² /10,900	—/10,900	10,900 ² /10,800
3.5L EcoBoost	3.15	15,500	—/—	10,700/—	—/—	—/—	—/—	
		15,800	—/—	—/—	10,800/—	—/—	10,700/—	
		15,900	—/—	—/—	—/—	10,700/—	—/—	
	3.31	15,800	—/—	—/10,700	—/—	—/—	—/—	—/—
		16,000	—/—	—/—	—/10,700	—/—	—/—	—/—
		16,100 16,200	—/— —/—	—/— —/—	—/— —/—	—/10,800	—/—	—/10,700
	3.55	15,800	—/—	—/10,700	—/—	—/—	—/—	—/—
		16,000	—/—	—/—	—/10,700	—/—	—/—	—/—
		16,100	—/—	—/—	—/—	—/—	—/10,700	—/10,700
		16,200	—/—	—/—	—/—	—/10,800	—/—	—/—
		16,900	—/—	—/—	—/—	—/—	—/11,500 ⁴	—/—
		17,000 17,100	—/— —/—	12,200 ⁴ /— —/12,000 ⁴	—/— 12,100 ⁴ /11,800 ⁴	—/— 11,900 ⁴ /11,700 ⁴	—/— —/—	—/— 11,900 ⁴ /11,700 ⁴
3.73	17,000	—/—	—/11,800 ³	—/—	—/—	—/—	—/11,400 ³	
	17,100	—/—	12,100 ² /11,900 ²	—/—	11,900 ² /11,600 ²	—/—	11,800 ² /11,500 ²	

MECHANICAL

Front Suspension

Coil-over-shock
Axle rating @ ground – 2,850 lbs.–3,750 lbs.

Rear Suspension

Solid axle
Axle rating @ ground – 3,300 lbs.–4,800 lbs.

Brakes

4-wheel vented-disc ABS
Front rotor diameter – 13.8"
Rear rotor diameter – 13.7"

Steering

Electric power-assisted

¹Requires 2.7L EcoBoost Payload Package. ²Requires Heavy-Duty Payload Package and 18" wheels. ³Requires Heavy-Duty Payload Package and 17" wheels. ⁴Requires Max. Trailer Tow Package.

Towing Notes: Maximum loaded trailer weights shown. Do not exceed trailer weight of 5,000 lbs. when towing with bumper only. The combined weight of the towing vehicle (including options, hitch, passengers and cargo) and the loaded trailer must not exceed the GCWR (Gross Combination Weight Rating). Trailer tongue load weight should be 10-15% of total loaded trailer weight. Make sure that the vehicle payload (reduced by option weight) will accommodate trailer tongue load weight and the weight of passengers and cargo added to the towing vehicle. The addition of trailer tongue load weight, and the weight of passengers and cargo, cannot cause vehicle weights to exceed the rear GAWR (Gross Axle Weight Rating) or GVWR (Gross Vehicle Weight Rating). These ratings can be found on the vehicle's Safety Compliance Certification Label. See the RV & Trailer Towing Guide for requirements, restrictions and 5th-wheel towing.





LARIAT SuperCrew® in Ingot Silver accessorized with a chrome exhaust tip, heavy-duty splash guards with stainless steel inserts, step bars, bed extender, spray-in bedliner,¹ side window deflectors, and chrome hood deflector

Dual headrest DVD by INVISION™²

Drop-in bedliner

All-weather floor mats

Remote Access

Exterior

- Exhaust tips
- Ford custom graphics²
- Hood deflector
- Hood protector²
- Locking fuel plug
- Racks and carriers²
- Retractable side steps
- Splash guards
- Sportz® tents²
- Step bars
- Trailer towing accessories
- Wheel lock kit
- Wheel-well liners

Interior

- Ash cup/coin holders
- Cargo organizers and protectors
- Interior light kit
- In-vehicle safe²
- Protective seat covers²
- Tablet cradle²

Bed Products

- Bed/cargo illumination
- Bed cargo net, divider, liners and mats
- Bed interface plate
- Bed tailgate viscous dampening cartridge
- Commercial-grade tool/cargo box²

- Premium locking cleats
- Retractable stake pocket tie-downs²
- Stowable loading ramps
- Tonneau covers²

Electronics

- Auto-dimming rearview mirror
- Crew Chief™ powered by Telogis®²
- Keyless entry keypad
- Portable DVD rear-seat entertainment systems²
- Warning sensor systems²
- Wireless charging²

See other accessories



FORD ACCESSORIES

accessories.ford.com

¹Factory option. See dealer for details. ²Ford Licensed Accessory.

2015
F150



ford.com

Learn more about
your F-150



New Vehicle Limited Warranty. We want your Ford F-150 ownership experience to be the best it can be. Under this warranty, your new vehicle comes with 3-year/36,000-mile bumper-to-bumper coverage, 5-year/60,000-mile Powertrain Warranty coverage, 5-year/60,000-mile safety restraint coverage, and 5-year/unlimited-mile corrosion coverage on aluminum body panels – all with no deductible. Please ask your Ford Dealer for a copy of this limited warranty.

Roadside Assistance. Covers your vehicle for 5 years or 60,000 miles, so you have the security of knowing that help may be only a phone call away should you run out of fuel, lock yourself out of the vehicle or need towing. Your Ford Dealer can provide complete details on all of these advantages.

Ford Credit. Get the ride you want. Whether you plan to lease or finance, you'll find the choices that are right for you at Ford Credit. Ask your Ford Dealer for details or check us out at fordcredit.com.

Ford Extended Service Plan. For a purchase or lease, the Ford Extended Service Plan (ESP) gives you peace-of-mind protection designed to cover key vehicle components and protect you from the cost of unexpected repairs. Ask your dealer for a Ford ESP, the only service contract backed exclusively by Ford and honored at all Ford dealerships.

Insurance Services. Get Ford Motor Company quality in your auto insurance. Our program offers industry-leading benefits and competitive rates. Call 1-877-367-3847, or visit us at fordvip.com for a no-obligation quote. Insurance offered by American Road Services Company (in CA, American Road Insurance Agency), a licensed agency and subsidiary of Ford Motor Company.

Ford Original Accessories will be warranted for whichever provides you the greatest benefit: 24 months/unlimited mileage, or the remainder of your Bumper-to-Bumper 3-year/36,000-mile New Vehicle Limited Warranty. Ford Licensed Accessories (FLA) are warranted by the accessory manufacturer's warranty. FLA are designed and developed by the accessory manufacturer and have not been designed or tested to Ford Motor Company engineering requirements. Contact your Ford Dealer for details and/or a copy of all limited warranties.

Comparisons based on competitive models (class is Full-Size Pickups under 8,500 lbs. GVWR), publicly available information and Ford certification data at time of release. Vehicles may be shown with optional and aftermarket equipment. Features may be offered only in combination with other options or subject to additional ordering requirements/limitations. Dimensions and capacity ratings shown may vary due to optional features and/or production variability. Information is provided on an "as is" basis and could include technical, typographical or other errors. Ford makes no warranties, representations, or guarantees of any kind, express or implied, including but not limited to, accuracy, currency, or completeness, the operation of the information, materials, content, availability, and products. Ford reserves the right to change product specifications, pricing and equipment at any time without incurring obligations. Your Ford Dealer is the best source of the most up-to-date information on Ford vehicles.

After trial period expires, SiriusXM Satellite Radio, SiriusXM Traffic and Travel Link subscriptions are sold separately or as a package and are continuous until you call SiriusXM to cancel. See SiriusXM Customer Agreement for complete terms at www.siriusxm.com. SiriusXM Traffic and Travel Link available in select markets. For more information, see www.siriusxm.com/travellink or www.siriusxm.com/traffic. Sirius, XM and all related marks and logos are trademarks of Sirius XM Radio Inc. E-Track is a trademark of Erickson Manufacturing Limited. HD Radio is a proprietary trademark of iBiquity Digital Corp. iHeartAuto is a trademark owned by Clear Channel Broadcasting, Inc. All third party uses are authorized under license. INVISION is a trademark of VOXX International Corporation. iPod is a trademark of Apple Inc., registered in the U.S. and other countries. KICKER is a registered trademark of Stillwater Designs and Audio, Inc. King Ranch is a registered trademark of King Ranch, Inc. Microsoft is a registered trademark of Microsoft Corporation. PANDORA, the PANDORA logo, and the Pandora trade dress are trademarks or registered trademarks of Pandora Media, Inc. Used with permission. Sony is a registered trademark of the Sony Corporation. The Bluetooth word mark is a trademark of the Bluetooth SIG, Inc.

Follow Ford:

