



Scan this QR code to learn more about Ford vehicles at m.ford.ca. Mobile data rates may apply.

Our commitment to you: Peace-of-Mind Protection

- Basic Coverage: 3 years/60,000 km
- Gas Engine Powertrain Limited Warranty: 5 years/100,000 km
- Corrosion Warranty: 5 years/unlimited distance on aluminum body panels
- Roadside Assistance: 5 years/100,000 km

Certain conditions apply. For more information on these warranties and coverages, ask your local Ford of Canada Dealer or visit ford.ca.

Ford Extended Service Plan. Help protect your investment and add to your peace of mind by complementing your vehicle purchase or lease with a Ford Extended Service Plan (ESP). Ford ESP protects you against unexpected repair costs after your Basic Coverage in the New Vehicle Limited Warranty expires by covering many vehicle components. Enjoy the drive even more by complementing your ESP with a prepaid maintenance plan, which covers all required scheduled maintenance for your vehicle, plus 8 wear items. See your Ford of Canada Dealer for details.

Ford Credit. Get the ride you want. Whether you plan to lease or finance, you'll find the choices that are right for you at Ford Credit. Ask your local Ford of Canada Dealer for details or check us out at fordcredit.ca.

Ford Original Accessories that are properly installed by the authorized Dealer that sold the accessory will be warranted for whichever provides you the greatest benefit: 24 months/unlimited distance, or the remainder of your 3-year/60,000-km New Vehicle Limited Warranty. Ford Licensed Accessories (FLA) are warranted by the accessory manufacturer's warranty. FLA are designed and developed by the accessory manufacturer and have not been designed or tested to Ford Motor Company engineering requirements. Contact your Ford of Canada Dealer for details and/or a copy of all limited warranties.

For prompt, courteous answers to your questions: Ford Customer Relationship Centre 1-800-565-3673; Ford Credit Customer Service Centre 1-877-636-7346.

Comparisons based on competitive models (class is Full-Size Pickups under 8,500 lbs. [3,856 kg] GVWR), publicly available information and Ford certification data at the time of printing. Some features discussed may be optional. Vehicles shown may contain optional equipment. Features shown may be offered only in combination with other options or subject to additional ordering requirements or limitations. Dimensions shown may vary due to optional features and/or production variability. Information is provided on an "as is" basis and could include technical, typographical or other errors. Ford Motor Company of Canada, Limited makes no warranties, representations, or guarantees of any kind, express or implied, including but not limited to, accuracy, currency, or completeness, the operation of the information, materials, content, availability, and products. Your Ford of Canada Dealer is your best source for up-to-date information. Ford Motor Company of Canada, Limited, reserves the right to change product specifications at any time without incurring obligations. Colours may not be exactly as illustrated due to restrictions of the printing process. Please see your sales consultant for specific colour and model availability.

E-Track is a trademark of Erickson Manufacturing Limited. iPod is a trademark of Apple Inc., registered in the U.S. and other countries. KICKER is a registered trademark of Stillwater Designs and Audio, Inc. King Ranch is a trademark of King Ranch, Inc. "SiriusXM," the SiriusXM logo, channel names and logos are trademarks of SiriusXM Radio Inc. and are used under licence. Sony is a registered trademark of the Sony Corporation. The Bluetooth word mark is a trademark of the Bluetooth SIG, Inc. All other trademarks, service marks, images and logos are property of their respective owners and are displayed in this publication with permission. All rights reserved.

Questions or comments?



blog.ford.ca



facebook.com/FordCanada



twitter.com/FordCanada



youtube.com/FordCanada



ford.ca

©2014 Ford Motor Company of Canada, Limited



WE SET OUT TO BUILD THE BEST TRUCK EVER.

Simply put, this is the toughest, smartest, most capable F-150 ever.

Better in every way that matters, it accelerates faster and stops sooner. It tows more and hauls more! And does it more efficiently. Equipped with plenty of purpose-built advancements and safety innovations, it is the ultra-capable pickup of the future. Built Ford Tough® to take you everywhere you need to go.

Industry-first and class-exclusive² features make your work even more productive. Smart technologies help you tow, haul and move with ease. Advanced new safety measures bring confidence, both on the road and on the job. And class-best fuel efficiency³ of 9.2L/100 km (31 mpg) lets you do more with less.

More capable. More efficient. Than ever. This is the Future of Tough.



LARIAT SuperCrew® 4x4. Ingot Silver Metallic. LARIAT Sport Package. Available equipment.

¹When properly equipped. ²Class is Full-Size Pickups under 8,500 lbs. (3,856 kg) GVWR, excludes Diesel. ³12.2L/100 km city and 9.2L/100 km hwy (23 mpg city/31 hwy), 2.7L EcoBoost. ⁴4x2. Fuel consumption ratings based on Government of Canada approved test methods. Actual fuel consumption will vary.

**THE ALL-NEW
2015 FORD F-150**



WE MADE IT LIGHTER, AND STRONGER, BY FORGING A NEW METAL.

High-strength, military-grade, aluminum alloys.¹ Never before used in a pickup truck's body, doors and bed. Until now. Our first-in-class innovation creates a 2015 F-150 that weighs up to 700 lbs. less than its predecessor. We collaborated with experts to forge this new metal. Then, through heat treating and by increasing panel thickness, we made it even stronger.

Making it ideally suited for the rigours of truck use. How so? It does not rust. It resists corrosion. It improves dent-/ding-resistance. And it sits on an all-new, fully boxed modular frame with more high-strength steel than ever. Enhancing stiffness. And durability. When you set out to build the best truck ever, it's no surprise what you end up with. A smarter way to work.

WE PUNISHED IT MORE THAN EVER. PROVING IT'S BUILT FORD TOUGH.®

This is the most-tested F-150 ever. With its all-new materials and advanced technologies, we devised new ways to test it. And push it to the brink. We tortured it. Baked it. Froze it. And pounded it. From brutal acid baths to the unforgiving heat and abrasive sand of Baja, this truck has been to hell. And back.


Taken to extremes in more punishing lab tests. And put through unrelenting real-world challenges from some of our hardest-working customers: fleets that run day and night. Before the first truck rolls off the line, over 16 million kilometres of testing helped get it ready for the most important test of all. Yours.



THE 2015 F-150 HAS BEST-IN-CLASS FUEL EFFICIENCY.¹

When you equip the 2015 Ford F-150 with our all-new 2.7L EcoBoost[®] V6,² a class-best fuel efficiency rating¹ is yours. But there's more to it than that. With this next-generation EcoBoost, our approach yields up to 8,500-lb. max. towing capability.³ Plus up to 2,250-lb. max. payload capacity.³ It's fuel efficiency – that works.

This high-output, direct-injection, twin-turbo chunk of pure muscle pumps out 325 hp, 375 lb.-ft. of torque, plus a class-best fuel efficiency rating of 9.2L/100 km (31 mpg) hwy.¹



Strength and durability come from compacted graphite iron (CGI) that forms the upper engine block and cylinders. It's the same material used in our rugged 6.7L Power Stroke[®] V8 Turbo Diesel engine, allowing the block to be smaller, lighter and stronger. The lower block and cylinder heads are made of aluminum to reduce weight.

To optimize every drop of fuel, Auto Start-Stop is standard with this engine. Tuned specifically for a truck application, it shuts off the engine when the truck comes to a complete stop – except when in tow/haul mode or in 4-wheel drive (4WD). When the brake is released, the engine restarts immediately.



XLT SuperCab 4x2. Magnetic Metallic. Available equipment.

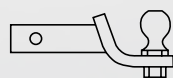
ALL-NEW 2.7L ECOBOOST:

CLASS-BEST FUEL EFFICIENCY



**9.2L/100 KM (31 MPG) HWY¹
12.2L/100 KM (23 MPG) CITY¹**

MAX. TOWING



8,500 LBS.³

MAX. PAYLOAD



2,250 LBS.³

¹12.2L/100 km city and 9.2L/100 km hwy (23 mpg city/31 hwy), 2.7L EcoBoost[®] 4x2. Class is Full-Size Pickups under 8,500 lbs. (3,856 kg) GVWR, excludes Diesel. Fuel consumption ratings based on Government of Canada approved test methods. Actual fuel consumption will vary.²Available feature. ³2.7L EcoBoost engine. Maximum capability when properly equipped. Weight of additional options, equipment, passengers and cargo must be deducted from this weight. See your Ford of Canada Dealer for specific equipment and other limitations.

A WIDE RANGE OF POWERFUL CHOICES.

Finding smarter, more efficient ways to get the job done defines the 2015 F-150. Of its 4 available engines, one is all-new: the next-generation 2.7L EcoBoost® V6.¹ All deliver exceptional fuel efficiency – without compromising capability and durability.

For 2015, there are 2 EcoBoost engines¹ to choose from. These direct-injection, twin-turbo powerplants deliver remarkably balanced performance, blending potent low-end torque with impressive fuel efficiency. The 3.5L EcoBoost now powers over 600,000 F-150 trucks in North America. The all-new 2.7L showed its mettle by completing the 2013 Tecate SCORE Baja 1000 off-road racecourse. Both are ready to handle whatever you throw at them.

By improving power-to-weight ratios² across the lineup, each F-150 engine has more power to devote to your job. But that's not all. Light-weighting helps improve their fuel efficiency as well. As does twin independent variable camshaft timing (Ti-VCT). Plus Active Grille Shutters that can close at cruising speed to reduce drag. A standard 6-speed automatic transmission and available SelectShift® automatic make power easy to engage.

Engineered for long-lasting durability, Built Ford Tough® standards ensure that each engine is proven over millions of kilometres of harsh lab and real-world testing. It's no wonder F-Series has been Canada's best-selling truck for 49 years.³



3.5L TI-VCT V6

This highly capable standard engine is designed for impressive power and durability. Twin independent variable camshaft timing (Ti-VCT) provides torque across a wide rpm range, as well as exceptional efficiency.

1,910 lbs. (866 kg) – Max. payload capacity⁴

7,600 lbs. (3,447 kg) – Max. towing capability⁴

282 hp @ 6,250 rpm

253 lb.-ft. of torque @ 4,250 rpm

9.6L/100 km (29 mpg) – 4x2 hwy⁵

13.2L/100 km (21 mpg) – 4x2 city⁵

10.5L/100 km (27 mpg) – 4x4 hwy⁵

13.9L/100 km (20 mpg) – 4x4 city⁵

5.0L TI-VCT V8

Improved cylinder breathing and new mid-lock variable cam timing improve fuel efficiency while maintaining this trusted V8's power and low-end torque. Cast exhaust manifolds and a unique engine oil cooler allow for heavy-duty use and durability.

3,300 lbs. (1,497 kg) – Max. payload capacity⁴

11,100 lbs. (5,035 kg) – Max. towing capability⁴

385 hp @ 5,750 rpm

387 lb.-ft. of torque @ 3,850 rpm

10.6L/100 km (27 mpg) – 4x2 hwy⁵

15.5L/100 km (18 mpg) – 4x2 city⁵

11.3L/100 km (25 mpg) – 4x4 hwy⁵

16.0L/100 km (18 mpg) – 4x4 city⁵

ALL-NEW 2.7L ECOBOOST V6

Our most advanced engine yet, this high-output 2.7L EcoBoost V6 features an entirely new design that delivers power and performance in a stronger, smarter package.

2,250 lbs. (1,021 kg) – Max. payload capacity⁴

8,500 lbs. (3,856 kg) – Max. towing capability⁴

325 hp @ 5,750 rpm

375 lb.-ft. of torque @ 3,500 rpm

9.2L/100 km (31 mpg) – 4x2 hwy⁵

12.2L/100 km (23 mpg) – 4x2 city⁵

10.4L/100 km (27 mpg) – 4x4 hwy⁵

13.3L/100 km (21 mpg) – 4x4 city⁵

3.5L ECOBOOST V6

For maximum capability, this direct-injection, twin-turbocharged V6 delivers 90% of its peak torque at 1,700 rpm – which holds on strong up to 5,000 rpm.

3,270 lbs. (1,483 kg) – Max. payload capacity⁴

12,200 lbs. (5,534 kg) – Max. towing capability⁴

365 hp @ 5,000 rpm

420 lb.-ft. of torque @ 2,500 rpm

9.9L/100 km (29 mpg) – 4x2 hwy⁵

13.7L/100 km (21 mpg) – 4x2 city⁵

10.4L/100 km (27 mpg) – 4x4 hwy⁵

14.2L/100 km (20 mpg) – 4x4 city⁵

XLT SuperCrew® 4x4, Ingot Silver Metallic. Available equipment.

See technical specifications for payload and towing capacity limitations.

¹Available feature. ²Based on comparison of 2014 and 2015 torque and base curb weight. ³Class is Full-Size Pickups. Based on Canadian Vehicle Manufacturers' Association statistical sales report, January 2, 2015. ⁴4x2 Regular Cab. When properly equipped. ⁵Fuel consumption ratings based on Government of Canada approved test methods. Actual fuel consumption will vary.



TECHNOLOGY THAT'S SMARTER THAN EVER.

Strategically placed cameras.¹ Ultrasonic sensors.¹ Sophisticated radar.¹ F-150 can employ them all to help you navigate a crowded job site, avoid collisions, stay in your lane and more.

Get a 360° view around your F-150 with our class-exclusive 360 Camera with Split-view Display.¹ Great for negotiating tight spaces, it works at low speeds in Forward and Reverse.

Four cameras let you see all sides of the truck on the 8" colour screen.¹ A front or rear view fills the left side of the screen. The 360° view is on the right. Control what view you see by pushing the "camera" button above the display. Visual guides help you see how close you are to objects around the vehicle so that you can avoid them.

Monitor blind spots with BLIS® (Blind Spot Information System) with cross-traffic alert.¹ An amber light in the sideview mirrors² helps warn you when a vehicle is there.

Parallel park easier with class-exclusive active park assist.¹ This system helps you find a spot, then steers your F-150 into it while you control the gear shifter, and brake and accelerator pedals.

Get a heads-up from adaptive cruise control and collision warning with brake support.¹ It helps maintain your choice of 4 preset gaps from the vehicle in front of you. It can also alert you to a potential collision by flashing a warning on the windshield (shown) and sounding an alarm. It also pre-charges the brake system.

Driver-assist features are supplemental and do not replace the driver's attention, judgment and need to control the vehicle.
¹Available feature. ²BLIS replaces standard integrated blind spot mirrors.

THE NEW F-150 CARRIES MORE THAN ANYONE ELSE.

Any way you stack it, Ford F-150 carries the day. By taking weight out of the vehicle, we increased the amount you can put in it.

Best-in-class payload 3 times over.

When equipped with the 5.0L V8 engine¹ and Heavy-Duty Payload Package, F-150 leads all competitors with 3,300 lbs. (1,497 kg) max. payload.² A similarly equipped F-150 with the 3.5L EcoBoost[®] engine¹ is next highest with 3,270 lbs. (1,483 kg).² The third-highest payload in the class? Another F-150. Carry up to 2,250 lbs.² (1,021 kg) with the 2.7L EcoBoost¹ and 2.7L EcoBoost Payload Package.

The best pickup box access in the class

makes managing that load easy. The 77.4 cu. ft. (2,191 litres)¹ of cargo box volume is easily accessed from steps on all 3 sides of the vehicle.¹ These include deployable box side steps¹ – available for the first time with the 5.5' box.

Our next-generation tailgate step,¹

now fully integrated inside the tailgate, is virtually invisible when not in use. After customer input, our engineers improved it to drop down in one easy motion. They also designed the grab handle to store inside the tailgate, which creates a flat surface for easier loading and a convenient work surface when needed.



**CLASS-BEST
MAX. PAYLOAD**  **3,300 LBS.²**

 **3 BOX SIZES**

BOX  **SIDE STEPS¹**

XL Regular Cab 4x4. Caribou Metallic. XL Chrome Package. Available equipment.

See technical specifications for payload and towing capacity limitations.

¹Available feature. ²When properly equipped.

TOWS MORE THAN ANYONE ELSE.

Tow more. Sweat less. With its high-strength-steel frame, torque-heavy engines and advanced technologies, F-150 helps keep your trailer where it belongs. In line.

Class-best max. towing capacity of 12,200 lbs. (5,534 kg)¹ is yours when you equip Ford F-150 with the 3.5L EcoBoost[®] V6 engine² and Max. Trailer Tow Package.

Towing confidence in every cab type results from the stabilization benefits of standard trailer sway control³ and an integrated trailer brake controller.²

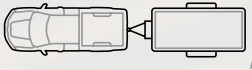
Lock out upper gears to maintain a consistent speed on steep grades with the progressive range select on our 6-speed SelectShift[®] automatic transmission with tow/haul mode.^{2,4} For use when the truck is heavily loaded or when towing, which should be often with the 2015 F-150.

To prevent you from rolling back on a grade, standard hill start assist momentarily maintains brake pressure until the engine delivers enough torque to move F-150 up the hill. Trucks equipped with the trailer brake controller can automatically apply the trailer brake too.



KING RANCH™ SuperCrew[®] 4x4. Blue Jeans Metallic/Caribou Metallic Two-Tone. Available equipment.

**CLASS-BEST
MAX. TOWING**  **12,200 LBS.¹**

SWAY  CONTROL

HILL START  ASSIST

Driver-assist features are supplemental and do not replace the driver's attention, judgment and need to control the vehicle. See technical specifications for payload and towing capacity limitations.
¹Maximum capacity when properly equipped. See your Ford of Canada Dealer for specific equipment and other limitations. ²Available feature. ³Remember that even advanced technology cannot overcome the laws of physics. It's always possible to lose control of a vehicle due to inappropriate driver input for the conditions. ⁴Not available with standard 3.5L Ti-VCT engine.



WITH MORE FUNCTIONALITY THAN EVER.

Innovative new features make it easier than ever to tow, access and manage your load in a 2015 Ford F-150.

Class-exclusive Dynamic Hitch Assist enhances the rear view camera.¹ Based on steering angle, both the dashed black line and the curved white lines show your projected path to help you easily line up truck and trailer – without a spotter.

Our factory-integrated trailer brake controller¹ uses braking input, vehicle speed, and information from the Anti-Lock Brake System (ABS) to balance the performance of the truck and electric trailer brakes.²

A Smart Trailer Tow Connector¹ provides you with trailer connection status, plus lighting and trailer battery alerts and warnings. Whether a trailer bulb goes out or another item needs attention, alerts are displayed in the instrument cluster.

Class-exclusive BoxLink™¹ with locking cleats vastly improves functionality in your pickup box. First, box sides are fortified to allow you to tie down items to the walls. Interface plates inside the box allow you to attach S hooks, E-Track™ straps and more. 4 removable and lockable premium cleats provide additional tie-down points to securely and flexibly tie down your cargo.

A bed divider¹ utilizes the BoxLink interface plates. Other features used with BoxLink include stowable ramps¹ that allow you to load dirt bikes and ATVs easily – without having to lift them. When done, stow the ramps with BoxLink.

Deployable box side steps¹ allow access to each side of the pickup box. Available for the first time on all bed lengths, each rugged step can hold up to 500 lbs. (227 kg).

Our industry-first remote tailgate release¹ with power remote locking opens the tailgate with your key fob. Lock, unlock and gradually lower it to a flat position, hands-free.

LED cargo box lighting¹ smartly illuminates the cargo box with forward-facing LEDs embedded in the sides. Turn them on to help you quickly find tools and other items. Particularly helpful with a tonneau cover.¹

¹Available feature. ²Trailer brake controller verified to be compatible with electrically actuated drum brakes and certain electric-over-hydraulic brake systems. See your Ford of Canada Dealer for details.



DELIVERS A QUALITY EXPERIENCE.

The completely redesigned cabin of F-150 works hard, starting with your choice of 5 distinct trim levels: the work-tough XL, rugged XLT, well-appointed LARIAT, bold and rugged KING RANCH™ and luxurious PLATINUM. One is sure to be just right for you. There's more storage space in the centre console¹ and front row. A vast twin-panel moonroof¹ on SuperCrew.[®] Heated steering wheel.¹ All-new 8" productivity screen.¹ And so much more.

Exceptional refinement defines the interior.

Ergonomically optimized front seating enhances comfort. SuperCab and SuperCrew models with the 40/20/40 split front-seat configuration seat up to six. Large, squared-off air vents pay homage to the chiseled exterior, while an all-new climate control system filters air entering the cabin by sending it through a particulate cabin filter. A redesigned, power-sliding rear window¹ provides natural ventilation.

PLATINUM SuperCrew 4x4. Brunello luxury leather trim. Available equipment.

¹Available feature.



CONNECTS YOU TO WHAT MATTERS MOST.

Voice-activated Ford SYNC^{®1} delivers hands-free calls, music and more with simple voice commands. Once paired with your phone, it can download your contacts and play Bluetooth[®]-streaming music. Or, plug in your MP3 player, USB or iPod[®] to listen to your favourites. SYNC also features 911 Assist[®] with GPS location reporting. SYNC. Say the word.

Add an 8" colour touch screen and more with SYNC with MyFord Touch.^{TM2} Upgrade to the voice-activated Navigation System² for interactive maps you can zoom and scroll, complete with 3D landmarks.

Listen to your favourites all across Canada with SiriusXM.[®] Your 6-month prepaid subscription gets you the best in audio entertainment including 100% commercial-free music from every genre, world-class news, sports, comedy and entertainment.³

PLATINUM. SuperCrew[®] 4x4. Brunello luxury leather trim. Available equipment.

¹Some mobile phones and some digital media players may not be fully compatible. Driving while distracted can result in loss of vehicle control. Only use SYNC/MyFord Touch/other devices, even with voice commands, when it is safe to do so. SYNC with MyFord Touch voice recognition and screens available in English, French and Spanish. Some features may be locked out while the vehicle is in motion. ²Available feature. ³SiriusXM subscriptions sold after 6-month prepaid period expires. Subscriptions are governed by SiriusXM Customer Agreement; see siriusxm.ca.

| SYNC

(((SiriusXM)))



ENHANCES WORK. DAY AND NIGHT.

All-new features on the 2015 F-150 join some established favourites to help you get more done, more easily.

Natural lighting from the new twin-panel moonroof¹ accents standard LED lighting inside F-150. Outside, class-exclusive LED sideview mirror spotlights¹ light your work site well into the night. Integrated into the mirrors, the spotlights provide the light needed to set up a campsite or finish a job after sunset. They join class-exclusive quad-beam LED headlamps¹ and LED tail lamps.¹

Power up F-150 without turning a key with Intelligent Access with push-button start.¹ As long as you have the fob in your pocket, you can enter F-150 and start it. Power up tools and battery chargers with high-power 110-volt power outlets¹ that provide up to 400 watts.

Enjoy easy access to it all through SuperCab rear doors that swing open 170° – with no B-pillars to obstruct entry or loading. Utilize the only standard full-flat load floor² in the class, or convenient rear underseat storage.¹

The 8" colour productivity screen¹ is your new command centre. Tabs at the top make navigation easy. Keep favourites front and centre with MyView. Just choose the screens you use most often (up to 7) and put them in one consolidated view. Check actual pressure in each tire with the standard Individual Tire Pressure Monitoring System.³ Not only will you be notified if any tire's pressure is low, but the system will tell you how low. Track towing information, such as vehicle pitch and steering angle, and profile up to 10 different trailers – including accumulated distance on each.

¹Available feature. ²On SuperCab and SuperCrew[®] models. ³Excludes spare.

ANYWHERE, AND EVERYWHERE, YOU NEED TO GO.

The reduced weight of F-150 results in many major benefits, including improved off-road capability. A substantially lighter vehicle gets over tough terrain with less effort.

Equip your F-150 to get out there with the FX4 Off-Road Package, which includes the FX4 decal¹ and is available on all trim levels. An electronic-locking rear differential, underbody skid plates, Hill Descent Control,² and off-road-tuned front and rear shock absorbers get you ready for some serious, low-speed rock crawling.

Monitor all the action on the class-exclusive off-road display in the 8" productivity screen.² Check your truck's pitch, roll, steering angle and driveline status.

To better navigate tight spots on the trail, just utilize the 360 Camera with Split-view Display.^{2,3} Four cameras give you a 360° bird's-eye view around F-150, helping you manoeuvre down narrow off-road trails. To keep your view clear of dust and mud, the forward-facing camera includes a lens washer that's activated when the windshield washers are used.

XLT SuperCrew® 4x4. Ingot Silver Metallic. FX4 Off-Road Package. Available equipment.

ELECTRONIC-LOCKING  DIFFERENTIAL²

TRACTION  CONTROL

HILL DESCENT  CONTROL²

Driver-assist features are supplemental and do not replace the driver's attention, judgment and need to control the vehicle.
¹FX4 Off-Road decal not included when ordered with the XTR Package.
²Available feature. ³Can only be used at speeds up to 10 km/h.

IN A TRUCK THAT'S SAFER THAN EVER BEFORE.

The all-new 2015 Ford F-150 is engineered to be the safest F-150 ever. Starting with a masterful mix of high-strength, military-grade, aluminum alloys and unique new frame structure that help reduce crush into the passenger compartment in certain front, side and rear impacts.

Front-impact protection is improved through a new 12-sided design in the high-strength-steel front-frame horn, which helps to dissipate crash energy during a frontal impact. Additional through-welded crossmembers bolster side-impact protection. An extruded rocker reinforcement helps reduce cab intrusion in certain front- and side-impact collisions. Roof strength is reinforced by a hydroformed roof rail supported by an extruded closed-section roof bow.

First-in-class inflatable rear-seat safety belts¹ (for outboard rear-seat occupants) reduce injury risk in certain collisions by distributing crash force energy across 5 times more of an occupant's body. They join 6 standard airbags to enhance driver and passenger protection.



INFLATABLE REAR-SEAT SAFETY BELTS¹



6 AIRBAGS

ROLL STABILITY CONTROL^{TM2}



¹Available feature. SuperCrew® only. ²Remember that even advanced technology cannot overcome the laws of physics. It's always possible to lose control of a vehicle due to inappropriate driver input for the conditions.

F-150 SPECIFICATIONS



LARIAT SuperCrew 4x4. Tuxedo Black Metallic. Available equipment.

STANDARD FEATURES

Mechanical

160,000-kilometre tune-up interval (under normal driving conditions with routine fluid and filter changes)

Active Grille Shutter System (upper shutters with the 3.5L Ti-VCT V6 and 5.0L Ti-VCT V8 engines; upper and lower shutters with the 2.7L EcoBoost® and 3.5L EcoBoost engines)

Axle – Rear, non-limited slip

Brakes – Power 4-wheel vented-disc with ABS and electronic brakeforce distribution (EBD)

Easy Fuel® capless fuel filler

Engine block heater

Exhaust – Stainless steel exhaust system (major components)

Fail-Safe Engine Cooling System

Fuel tank – 87-litre capacity (4x2 and Regular Cab 122" WB 4x4)

Fuel tank – 136-litre capacity (Regular Cab 141" WB 4x4, SuperCab 4x4 and SuperCrew® 4x4)

Fully boxed steel frame

Hill start assist

Horn – Dual-note

Intelligent Oil-Life Monitor

Jack – 2-ton mechanical

Spare tire with underframe winch with safety catch

Steering – Electric power-assisted rack-and-pinion

Suspension – Front, long-spindle, double-wishbone coil-over-shock, independent

Suspension – Gas-pressurized twin-tube front and staggered outboard-mounted rear shock absorbers

Suspension – Rear, 2-stage variable rate leaf springs

Traction control

Trailer towing – 4-pin connector and ball-mounting provisions in rear bumper

Interior

Air conditioning

Assist/grab handles – Driver and right-front passenger

Assist/grab handles – Rear outboard positions (SuperCrew only)

Cabin air filter

Coat hooks (2)

Cupholders – Front, 1 in each front-door map pocket

Front-door map pockets

Gauges for fuel, oil pressure, transmission and engine coolant temperature; tachometer; speedometer; and odometer

Glove compartment with light

Lighting – Fade-to-off interior lighting

Lighting – Front dome/map lights

Power outlet – 12-volt powerpoint in front

Exterior

Headlamps – Daytime running lamps

Pickup box – Black box top and tailgate mouldings

Pickup box – Stake-bed pockets

Stone guards – Black, front and rear

Tailgate – Lockable and removable

Safety & Security

Personal Safety System™ for driver and right-front passenger includes dual-stage front airbags¹; safety belt pretensioners, safety belt energy-management retractors, safety belt usage sensors, driver's seat position sensor, crash severity sensor, restraint control module and Front-Passenger Sensing System²

AdvanceTrac® with RSC® (Roll Stability Control™) and Curve Control

Airbags – Front-seat side¹

Airbags – Safety Canopy® System with side-curtain airbags¹ for all rows and rollover sensor

Alert chimes for headlamps-on, key-in-ignition and safety belt

Belt-Minder™ front safety belt reminder

Brake/shift interlock

Fuel pump inertia shutoff switch

Individual Tire Pressure Monitoring System (excludes spare)

LATCH – Lower Anchors and Tether Anchors for Children

Safety belts – 3-point in front (all models) and rear (SuperCab and SuperCrew only)

SecuriLock® Passive Anti-Theft Engine Immobilizer System

Side-intrusion door beams (front on all models; front and rear on SuperCrew)

SOS Post-Crash Alert System™

Spare wheel/tire lock

Trailer sway control

POWERTRAINS

	3.5L Ti-VCT V6	2.7L EcoBoost V6	5.0L Ti-VCT V8	3.5L EcoBoost V6
Configuration	DOHC	DOHC	DOHC	SOHC
Electronic fuel injection	Sequential multiport	Sequential direct	Sequential multiport	Sequential direct
Induction system	Naturally aspirated	Twin-turbocharged intercooled	Naturally aspirated	Twin-turbocharged intercooled
Cylinders	6	6	8	6
Cylinder head	Aluminum	Aluminum	Aluminum	Aluminum
Block material	Aluminum	Compacted graphite iron (CGI)	Aluminum	Aluminum
Bore/Stroke	3.64"/3.45"	3.27"/3.27"	3.63"/3.65"	3.64"/3.45"
Compression ratio	10.8:1	10.0:1	10.5:1	10.0:1
Recommended fuel	Regular unleaded or E85	Regular unleaded	Regular unleaded or E85	Regular unleaded
Transmission	6-speed auto. with tow/haul	SelectShift® auto. with progressive range select and tow/haul mode	SelectShift auto. with progressive range select and tow/haul mode	SelectShift auto. with progressive range select and tow/haul mode

	Regular Cab	SuperCab	SuperCrew	5½' Box Size	6½' Box Size	8' Box Size	40/20/40 split front seat	40/console/40 front bucket seats	40/console/40 front bucket seats with floor shifter
XL	<input type="checkbox"/>	<input type="checkbox"/>			<input type="checkbox"/>	<input type="checkbox"/>	<input checked="" type="checkbox"/>	<input type="checkbox"/>	
XLT	<input type="checkbox"/>	<input type="checkbox"/>	<input type="checkbox"/>	<input type="checkbox"/>	<input type="checkbox"/>	<input type="checkbox"/>	<input checked="" type="checkbox"/>	<input type="checkbox"/>	<input type="checkbox"/>
LARIAT		<input type="checkbox"/>	<input type="checkbox"/>	<input type="checkbox"/>	<input type="checkbox"/>	<input type="checkbox"/>	<input type="checkbox"/>		<input checked="" type="checkbox"/>
KING RANCH™			<input checked="" type="checkbox"/>	<input type="checkbox"/>	<input type="checkbox"/>				<input checked="" type="checkbox"/>
PLATINUM			<input checked="" type="checkbox"/>	<input type="checkbox"/>	<input type="checkbox"/>				<input checked="" type="checkbox"/>

■ Standard □ Optional

¹Always wear your safety belt and follow airbag warning label instructions. ²Right-front-passenger seat only.

XL

Equipment Group 100A

Includes all standard features, plus:

Mechanical

3.5L Ti-VCT V6 engine and electronic 6-speed automatic transmission with tow/haul mode (n/a with SuperCab 164" WB)

2.7L EcoBoost® V6 engine with Auto Start-Stop and 6-speed SelectShift® automatic transmission with progressive range select and tow/haul mode (4x2 SuperCab 164" WB)

5.0L Ti-VCT V8 engine and 6-speed SelectShift automatic transmission with progressive range select and tow/haul mode (4x4 SuperCab 164" WB and 4x4 SuperCrew®)

Electronic shift-on-the-fly (ESOF) with neutral towing capability (4x4 only)

Parking brake – Electric (3.5L Ti-VCT and 2.7L EcoBoost engines)

Parking brake – Mechanical (5.0L Ti-VCT and 3.5L EcoBoost engines)

17" Silver steel wheels

245/70R17 BSW all-season tires (4x2 only)

265/70R17 OWL all-terrain tires (4x4 only)

Seating

Front – Cloth 40/20/40 split seat with folding armrest, 2-way manual seats and 2-way adjustable head restraints

Rear – 60/40 split flip-up seat (SuperCab only)

Interior

AM/FM stereo with clock (includes 4 speakers on Regular Cab and 6 speakers on SuperCab)

Climate controls – Manual single-zone

Cupholders – Front, 2 deployable under centre seat or in floor console

Display – 2.3" productivity screen in instrument cluster

Display – 4.2" audio and climate control screen in centre stack

Display – Outside temperature

Door-sill scuff plates – Black

Flooring – Black vinyl

Locks – Manual door and tailgate

Mirror – Day/night rearview

Steering column – Manual-tilt/-telescoping with manual locking

Steering wheel – Black urethane

Visors – Driver and front-passenger with passenger-side vanity mirror

Window – Rear, fixed glass with solar tint

Windows – 2nd-row fixed (SuperCab only)

Windows – Manual

Exterior

Bumper – Front, Carbon Black with Carbon Black moulded upper fascia

Bumper – Rear, Carbon Black

Door and tailgate handles – Carbon Black

Grille – Carbon Black insert and surround

Headlamps – Halogen

Mirrors – Manual-folding sideview with manual glass and black mirror caps

Pickup box – 4 cargo tie-downs, black

Pickup box – Centre high-mounted stop lamp with integrated cargo lamp

Tow hooks – 2 in front, black (4x4 only)

Windshield wipers – Intermittent

Available Options

Mechanical

2.7L EcoBoost V6 engine with Auto Start-Stop and 6-speed SelectShift automatic transmission with progressive range select and tow/haul mode (Regular Cab 122" WB and 141" WB, and SuperCab 145" WB)

5.0L Ti-VCT V8 engine and 6-speed SelectShift automatic transmission with progressive range select and tow/haul mode (4x4 Regular Cab 122" WB and 141" WB, 4x4 SuperCab 145" WB, and all 4x2)

3.5L EcoBoost V6 engine and 6-speed SelectShift automatic transmission with progressive range select and tow/haul mode (n/a with Regular Cab 122" WB)

Axle – Rear, electronic-locking

Axle – Rear, higher-ratio

Snow Plow Prep (requires 5.0L engine; 4x4 only)

Trailer brake controller (requires Class IV Trailer Hitch or Trailer Tow Package; included with Max. Trailer Tow Package)

18" Silver heavy-duty aluminum wheels (requires 101A and Heavy-Duty Payload Package)

LT245/70R17E BSW all-terrain tires

Seating

Front – Cloth bucket seats with flow-through centre console and steering column-mounted shifter (SuperCab only)

Front – Vinyl 40/20/40 split seat with folding armrest

Front – Vinyl bucket seats with flow-through centre console and steering column-mounted shifter (SuperCab only)

Interior

AM/FM stereo/single-CD player with clock (includes 4 speakers on Regular Cab and 6 speakers on SuperCab) and SiriusXM® with 6-month prepaid subscription (requires 101A)

Flooring – Colour-coordinated carpet with carpeted floor mats (requires 101A)

Flooring – Full-coverage rubber floor mats (requires 101A and colour-coordinated carpet with carpeted floor mats)

Power outlet – 110-volt/400-watt (1 on centre stack with 40/20/40 split front seat; additional 1 on back of centre console with front bucket seats with flow-through centre console; requires 101A; SuperCab only)

Window – Rear, power-sliding with privacy tint and defroster (requires 101A; SuperCab only)

Exterior

Bed divider (requires BoxLink™; n/a with stowable loading ramps)

Bedliner – Plastic drop-in

Bedliner – Tough Bed® spray-in bedliner

Box side steps

BoxLink with 4 premium locking cleats

Cab steps – Black platform running boards

Crew Chief™ powered by Telogis®¹ fleet tracking system with 1 year of service

Fog lamps (requires 101A)

Mirrors – Manual-folding sideview with power, heated glass, integrated turn signal indicators, high-intensity LED security approach lamps, LED spotlights, driver's side auto-dimming feature, and black mirror caps (requires 101A)

Mirrors – Manual-folding/-telescoping trailer tow with manual glass and black mirror caps (requires 100A and Trailer Tow Package or Max. Trailer Tow Package; n/a with 3.5L Ti-VCT engine or Regular Cab 122" WB)

Mirrors – Manual-folding/-telescoping trailer tow with power, heated glass, integrated turn signal indicators, high-intensity LED security approach lamps, LED spotlights, and black mirror caps (requires 101A and Trailer Tow Package or Max. Trailer Tow Package; n/a with 3.5L Ti-VCT engine or Regular Cab 122" WB)

Rear view camera with Dynamic Hitch Assist (requires 101A)

Reverse Sensing System (requires 101A, and Class IV Trailer Hitch, Trailer Tow Package or Max. Trailer Tow Package)

Skid plates – Front differential, transfer case and fuel tank (4x4 only)

Stowable loading ramps² (requires BoxLink; n/a with bed divider or tonneau covers)

Tailgate step includes step, grab bar and tailgate lift assist

Tonneau cover – Hard² (n/a with stowable loading ramps)

Tonneau cover – Soft-folding by Advantage^{1,2} (n/a with stowable loading ramps)

Wheel well liners, rear²

Available Equipment Group

Equipment Group 101A – Power Equipment Group includes power door locks with autolock; power tailgate lock; Remote Keyless Entry System with 2 integrated keyhead transmitter remotes; power windows; manual-folding sideview mirrors with power glass; Illuminated Entry System; automatic on/off headlamps with rainlamp feature; MyKey®; and perimeter anti-theft alarm + AM/FM stereo/single-CD player with clock and auxiliary audio input jack (includes 4 speakers on Regular Cab and 6 speakers on SuperCab) + cruise control + 4.2" productivity screen in instrument cluster + Ford SYNC® voice-activated, in-vehicle connectivity system with 911 Assist®, and 2 smart-charging USB ports



XL SuperCab 4x2. Oxford White. Available equipment.

XL SuperCab 4x4. Dark Earth Grey cloth trim. Available equipment.

¹Ford Licensed Accessory. ²Available Spring 2015.



XLT SuperCrew 4x4. Guard Metallic. XTR Package. Available equipment.

XLT SuperCrew 4x4. Medium Earth Grey cloth trim. Available equipment.

Equipment Group 300A

Includes select XL features, plus:

Mechanical

3.5L Ti-VCT V6 engine and electronic 6-speed automatic transmission with tow/haul mode (n/a with SuperCab 164" WB and SuperCrew® 157" WB)

2.7L EcoBoost® V6 engine with Auto Start-Stop and 6-speed SelectShift® automatic transmission with progressive range select and tow/haul mode (4x2 SuperCab 164" WB and 4x2 SuperCrew 157" WB)

5.0L Ti-VCT V8 engine and 6-speed SelectShift automatic transmission with progressive range select and tow/haul mode (4x4 SuperCab 164" WB and 4x4 SuperCrew 157" WB)

17" Silver-painted aluminum wheels

Seating

Front – 40/20/40 split seat with folding armrest and storage, manual lumbar, and 4-way adjustable head restraints

Interior

AM/FM stereo/single-CD player with clock (includes 5 speakers on Regular Cab and 7 speakers on SuperCab and SuperCrew)

SiriusXM® with 6-month prepaid subscription

Ford SYNC® voice-activated, in-vehicle connectivity system with 911 Assist®, and 2 smart-charging USB ports

Accessory delay for power features

Auxiliary audio input jack

Cruise control

Display – Compass

Door-sill scuff plates – Colour-coordinated

Driver and right-front-passenger seat back map pockets

Flooring – Colour-coordinated carpet

Flooring – Colour-coordinated carpeted floor mats

Lighting – Illuminated entry

Locks – Power door with autolock and power tailgate lock

MyKey®

Overhead console with storage bins and map lights (SuperCab and SuperCrew only)

Visors – Driver and front-passenger with covered vanity mirrors

Window – Rear, fixed glass with privacy tint

Windows – Power with front one-touch-up/-down feature

Exterior

Bumper – Front, chrome with body-colour upper fascia

Bumper – Rear, chrome

Fog lamps

Grille – Chrome insert and surround with black mesh

Headlamps – Autolamp automatic on/off with rainlamp feature

Mirrors – Manual-folding sideview with power glass and black mirror caps

Safety & Security

Perimeter anti-theft alarm

Remote Keyless Entry System with 2 integrated keypad transmitter remotes with panic button

SecuriCode™ keyless entry keypad

Available Options

Mechanical

2.7L EcoBoost V6 engine with Auto Start-Stop and 6-speed SelectShift automatic transmission with progressive range select and tow/haul mode (Regular Cab 122" WB and 141" WB, SuperCab 145" WB and SuperCrew 145" WB)

5.0L Ti-VCT V8 engine and 6-speed SelectShift automatic transmission with progressive range select and tow/haul mode

3.5L EcoBoost V6 engine and 6-speed SelectShift automatic transmission with progressive range select and tow/haul mode (n/a with Regular Cab 122" WB)

Axle – Rear, electronic-locking

Axle – Rear, higher-ratio

Snow Plow Prep (requires 5.0L engine; 4x4 only)

Trailer brake controller (requires Class IV Trailer Hitch or Trailer Tow Package; included with Max. Trailer Tow Package)

20" 6-spoke premium painted aluminum wheels with 275/55R20 BSW tires (all-season on 4x2; all-terrain on 4x4) (requires 301A or 302A, and XLT Sport Package; SuperCab and SuperCrew only)

20" chrome-like PVD wheels with 275/55R20 tires (BSW all-season on 4x2; OWL all-terrain on 4x4) (requires 301A or 302A, and XTR Package; SuperCab and SuperCrew only; n/a with 3.5L Ti-VCT engine)

20" machined aluminum wheels with Silver-painted pockets and 275/55R20 tires (BSW all-season on 4x2; OWL all-terrain on 4x4) (requires 301A; SuperCab and SuperCrew only; n/a with 3.5L Ti-VCT engine, XTR Package or XLT Sport Package)

LT245/70R17E BSW all-terrain tires (requires 300A or 301A)

LT275/65R18C OWL all-terrain tires (requires XTR Package or XLT Sport Package; included with Heavy-Duty Payload Package)

Seating

Front – Cloth bucket seats with flow-through centre console and steering column-mounted shifter (SuperCab and SuperCrew only)

Interior

Voice-activated Navigation System (requires 301A or 302A)

SYNC with MyFord Touch™ voice-activated, in-vehicle connectivity system, includes one 8" touch screen in centre stack; media hub with 2 USB ports, SD card reader and audio input jack; and one 4.2" productivity screen in the instrument cluster (requires 301A; included with 302A)

Audio Upgrade by KICKER® includes 10" subwoofer with an integrated 200-watt RMS digital amplifier (SuperCab and SuperCrew only)

Flooring – Black vinyl (requires 300A or 301A)

Flooring – Full-coverage rubber floor mats (requires colour-coordinated carpet with carpeted floor mats)

Power outlet – 110-volt/400-watt (1 on centre stack with 40/20/40 split front seat; additional 1 on back of centre console with front bucket seats with flow-through centre console; included with 302A; n/a with Regular Cab or 300A)

Window – Rear, fixed with privacy tint and defroster (requires 300A; included on 301A)

Window – Rear, power-sliding with privacy tint and defroster (requires 301A; included with 302A; SuperCab and SuperCrew only)

Exterior

Bed divider (requires BoxLink™; n/a with stowable loading ramps)

Bedliner – Plastic drop-in

Bedliner – Tough Bed® spray-in bedliner

BLIS® (Blind Spot Information System) with cross-traffic alert (requires 302A; n/a with trailer tow mirrors)

Box side steps

BoxLink with 4 premium locking cleats (included with 301A and 302A)

Cab steps – Black platform running boards (requires 300A or 301A; n/a with XTR Package or XLT Sport Package)

Cab steps – Chrome step bars (requires 300A or 301A; SuperCab and SuperCrew only; n/a with XLT Sport Package)

Crew Chief™ powered by Telogis® fleet tracking system with 1 year of service

Mirrors – Manual-folding sideview with power, heated glass, integrated turn signal indicators, driver's side auto-dimming feature, and black mirror caps (includes auto-dimming rearview mirror; included with 301A and 302A)

Mirrors – Manual-folding sideview with power, heated glass, integrated turn signal indicators, high-intensity LED security approach lamps, LED spotlights, driver's side auto-dimming feature, and black mirror caps (includes auto-dimming rearview mirror)

Mirrors – Manual-folding/-telescoping trailer tow with power, heated glass, integrated turn signal indicators, high-intensity LED security approach lamps, LED spotlights, and black mirror caps (requires Trailer Tow Package or Max. Trailer Tow Package; n/a with 3.5L Ti-VCT engine or Regular Cab 122" WB)

Moonroof – Single panel (requires 302A; SuperCab only)

Moonroof – Twin panel (requires 302A; SuperCrew only)

Pickup box – LED box lighting (requires 301A; included with 302A)

Rear view camera with Dynamic Hitch Assist (included with 301A and 302A)

Remote Start System (included with 302A)

Reverse Sensing System (requires 301A, and Class IV Trailer Hitch, Trailer Tow Package or Max. Trailer Tow Package; included with 302A)

Skid plates (4x4 only)

Stowable bed extender

Stowable loading ramps² (requires BoxLink; n/a with bed divider or tonneau covers)

Tailgate step includes step, grab bar and tailgate lift assist

Tonneau cover – Hard² (n/a with stowable loading ramps)

Tonneau cover – Soft-folding by Advantage¹² (n/a with stowable loading ramps)

Two-tone paint (requires 301A or 302A; n/a with XLT Sport Package)

Wheel-well liners, rear²

Safety & Security

Inflatable safety belts in rear outboard seating positions (requires 301A or 302A; SuperCrew only)

Available Equipment Groups

Equipment Group 301A – Trailer Tow Package (required for towing up to 11,100 lbs.) includes class IV trailer hitch, 4-pin/7-pin wiring harness, engine oil cooler (with 3.5L Ti-VCT engine only), auxiliary transmission oil cooler, upgraded radiator and front stabilizer bar, and Smart Trailer Tow Connector + fixed rear window glass with privacy tint and defroster + 8-way power driver's seat with power lumbar + 4.2" productivity screen in the instrument cluster + manual-folding sideview mirrors with power, heated glass, integrated turn signal indicators, driver's side auto-dimming feature, and black mirror caps + auto-dimming rearview mirror + leather-wrapped steering wheel + rear view camera with Dynamic Hitch Assist + power-adjustable pedals + rear underseat storage (SuperCab and SuperCrew only) + BoxLink with 4 premium locking cleats

Equipment Group 302A – (SuperCab and SuperCrew only) includes all content of 301A + **XTR Package** includes chrome billet-style grille and surround with black mesh insert, chrome front tow hooks (4x4), 18" chrome-like PVD wheels, 265/60R18 OWL all-season tires (4x2), 275/65R18 OWL all-terrain tires (4x4), chrome door handles with body-colour bezels, 5" chrome cab steps, and chrome exhaust tip + SYNC with MyFord Touch voice-activated, in-vehicle connectivity system, includes one 8" touch screen in centre stack; media hub with 2 USB ports, SD card reader and audio input jack + Remote Start System + Reverse Sensing System + 10-way power, heated driver and front-passenger seats + 110-volt/400-watt power outlet on centre stack + power-sliding rear window with privacy tint and defroster + LED box lighting

¹Ford Licensed Accessory. ²Available Spring 2015.

LARIAT

Equipment Group 500A

Includes select XLT features, plus:

Mechanical

2.7L EcoBoost® V6 engine with Auto Start-Stop and 6-speed SelectShift® automatic transmission with progressive range select and tow/haul mode (SuperCab 145" WB, SuperCrew® 145" WB, 4x2 SuperCab 164" WB and 4x2 SuperCrew 157" WB)

5.0L Ti-VCT V8 engine and 6-speed SelectShift automatic transmission with progressive range select and tow/haul mode (4x4 SuperCab 164" WB and 4x4 SuperCrew 157" WB)

2-speed automatic 4WD with neutral towing capability (4x4 only)

Trailer towing – Trailer Tow Package (required for towing up to 11,100 lbs.) includes 4-pin/7-pin wiring harness, class IV trailer hitch, Smart Trailer Tow Connector, auxiliary transmission oil cooler, and upgraded radiator and front stabilizer bar

18" machined aluminum wheels with Silver-painted pockets

265/60R18 BSW all-season tires (4x2 only)

275/65R18 OWL all-terrain tires (4x4 only)

Seating

Front – Leather-trimmed, heated and cooled 10-way power-adjustable driver and right-front-passenger bucket seats with power lumbar

Rear – 60/40 split flip-up rear seat with leather seating surfaces, underseat storage, and folding armrest with cupholders (SuperCrew)

Rear – 60/40 split flip-up rear seat with underseat storage (SuperCab)

Memory driver's seat

Interior

SYNC® with MyFord Touch™ voice-activated, in-vehicle connectivity system with 911 Assist® includes one 8" touch screen in centre stack; media hub with 2 USB ports, SD card reader and audio input jack; and one 8" productivity screen in the instrument cluster

Ambient lighting

Centre console – Flow-through with floor shifter

Dual-zone electronic automatic temperature control

Intelligent Access with push-button start

Mirror – Auto-dimming rearview

Overhead console with storage bins, map lights, and rear window controls

Power-adjustable accelerator and brake pedals with memory

Power outlet – 110-volt/400-watt (1 on centre stack and 1 on back of flow-through centre console)

Steering wheel – Black leather-wrapped with 5-way SYNC and audio controls

Visors – Driver and passenger-side visors with covered, illuminated vanity mirrors

Window – Rear, power-sliding with privacy tint and defroster

Woodgrain interior trim accents

Exterior

BoxLink™ with 4 premium locking cleats

Door and tailgate handles – Body-colour

Grille – Chrome 3-bar style insert and surround with black mesh

Mirrors – Power-folding sideview with power, heated glass, memory, integrated turn signal indicators, high-intensity LED security approach lamps, driver's side auto-dimming feature, and body-colour mirror caps

Pickup box – LED box lighting

Rear view camera with Dynamic Hitch Assist

Remote Start System

Reverse Sensing System

Tailgate – Remote release with power lock

Wheel-lip mouldings – Body-colour

Safety & Security

Advanced Security Pack immobilizes SecurILock® Passive Anti-Theft Engine Immobilizer System and Inclination/Intrusion Sensors

Available Options

Mechanical

5.0L Ti-VCT V8 engine and 6-speed SelectShift automatic transmission with progressive range select and tow/haul mode

3.5L EcoBoost Ti-VCT engine and 6-speed SelectShift automatic transmission with progressive range select and tow/haul mode

Axle – Rear, electronic-locking

Axle – Rear, higher ratio

Snow Plow Prep (requires 5.0L engine; 4x4 only; electronic shift-on-the-fly [ESOF] replaces 2-speed automatic 4WD)

Trailer brake controller (requires Class IV Trailer Hitch or Trailer Tow Package; included with Max. Trailer Tow Package)

20" 6-spoke premium painted aluminum wheels with 275/55R20 BSW tires (all-season on 4x2; all-terrain on 4x4) (requires 501A or 502A, and LARIAT Sport Package; n/a with 2.7L EcoBoost engine)

20" chrome-like PVD wheels with 275/55R20 tires (BSW all-season on 4x2; OWL all-terrain on 4x4) (requires 501A or 502A, and LARIAT Chrome Package; n/a with 2.7L EcoBoost engine)

20" machined aluminum wheels with Silver-painted pockets and 275/55R20 tires (BSW all-season on 4x2; OWL all-terrain on 4x4) (requires 500A or 501A; n/a with 2.7L EcoBoost engine or LARIAT Chrome Package)

LT275/65R18C OWL all-terrain tires

Seating

Front – Leather-trimmed heated and cooled 10-way power-adjustable 40/20/40 split bench seat with power lumbar, memory driver's seat and flow-through centre console with floor shifter (requires 500A or 501A; n/a with LARIAT Sport Package)

Interior

Audio System from Sony® with single-CD player (included with 501A and 502A)

Voice-activated Navigation System (included with 501A and 502A)

Flooring – Full-coverage rubber floor mats

Exterior

Active park assist (requires 502A, and Technology Package)

Adaptive cruise control and collision warning with brake support (requires 502A)

Bed divider (n/a with stowable loading ramps)

Bedliner – Plastic drop-in

Bedliner – Tough Bed® spray-in bedliner

BLIS® (Blind Spot Information System) with cross-traffic alert (included with 501A and 502A)

Box side steps

Cab steps – Chrome angular (requires 500A or 501A)

Cab steps – Power-deployable running boards (requires 502A; SuperCrew only)

Crew Chief™ powered by Telogis®¹ fleet tracking system with 1 year of service

LED sideview mirror spotlights with high-intensity LED security approach lamps (included with 501A and 502A)

Mirrors – PowerScope® power-telescoping/-folding trailer tow with power, heated glass, integrated turn signal indicators, high-intensity LED security approach lamps, LED spotlights, and black mirror caps (requires Trailer Tow Package or Max. Trailer Tow Package)

Moonroof – Single panel (SuperCab only)

Moonroof – Twin panel (SuperCrew only)

Skid plates (4x4 only)

Stowable bed extender

Stowable loading ramps² (n/a with bed divider or tonneau covers)

Tailgate step includes step, grab bar and tailgate lift assist

Tonneau cover – Hard² (n/a with stowable loading ramps)

Tonneau cover – Soft-folding by Advantage^{1,2} (n/a with stowable loading ramps)

Two-tone paint includes accent-colour bumpers and wheel-lip mouldings (n/a with LARIAT Sport Package)

Wheel-well liners, rear²

Safety & Security

Inflatable safety belts in rear outboard seating positions (SuperCrew only)

Available Equipment Groups

Equipment Group 501A – BLIS (Blind Spot Information System) with cross-traffic alert + dual power glass, power-folding, heated sideview mirrors with integrated turn signal indicators, driver's side auto-dimming feature, high-intensity LED security approach lamps, LED spotlights, and body-colour mirror caps + universal garage door opener + Audio System from Sony with single-CD player + voice-activated Navigation System

Equipment Group 502A (n/a with 2.7L EcoBoost engine or SuperCab 164" WB) – Includes all content of 501A + 5.0L Ti-VCT 4-valve V8 FFV engine and 6-speed SelectShift automatic transmission with progressive range select and tow/haul mode + **LARIAT Chrome Package** includes chrome 3-bar grille, surround and mesh insert, chrome front tow hooks (4x4), 18" chrome-like PVD wheels, 265/60R18 OWL all-season tires (4x2), 275/65R18 OWL all-terrain tires (4x4), chrome door handles with body-colour bezels, chrome mirror caps, chrome angular cab steps, and chrome exhaust tip + heated rear outboard seats (SuperCrew only) + power-tilt/-telescoping steering column with memory + heated steering wheel + high-intensity quad-beam LED headlamps with auto high beams + LED tail lamps + rain-sensing windshield wipers



LARIAT SuperCrew 4x4. Ingot Silver Metallic. LARIAT Chrome Package. Available equipment.

LARIAT SuperCrew 4x4. Medium Light Camel leather trim. Available equipment.

¹Ford Licensed Accessory. ²Available Spring 2015.



KING RANCH SuperCrew® 4x4. Green Gem Metallic. KING RANCH Monochromatic Paint Package. Available equipment.

KING RANCH SuperCrew 4x4. Antiqued Mesa Brown leather trim. Available equipment.

Equipment Group 600A
Includes select LARIAT features, plus:

Mechanical

5.0L Ti-VCT 4-valve V8 FFV engine and 6-speed SelectShift® automatic transmission with progressive range select and tow/haul mode
2-speed automatic 4WD with neutral towing capability
Trailer brake controller
18" machined aluminum wheels with Silver-painted pockets and KING RANCH logo centre caps

Seating

Antiqued Mesa Brown leather-trimmed seats with running "W" logo on seat backs
Rear – Heated outboard seats

Interior

Audio System from Sony® with single-CD player, 10 speakers and subwoofer
Voice-activated Navigation System
Centre console – Flow-through with Antiqued Mesa Brown leather-trimmed lid and floor shifter knob
Door-sill scuff plates – Metallic insert with KING RANCH lettering and running "W" logo
Flooring – Front and rear carpeted floor mats with KING RANCH logo
Genuine Khaya wood interior trim accents
Steering column – Power-tilt/-telescoping with memory
Steering wheel – Antiqued Mesa Brown leather-wrapped with heat
Universal garage door opener

Exterior

Bumper – Front, Caribou with chrome insert and body-colour upper fascia
Bumper – Rear, Caribou
Cab steps – Caribou 6" angular
Exhaust tip – Chrome
Grille – Chrome 3-bar insert and surround with accent-colour mesh
Headlamps – Quad-beam LED
KING RANCH door and tailgate badges
Mirrors – Power-folding, sideview with power, heated glass, memory, integrated turn signal indicators, high-intensity LED security approach lamps, LED spotlights, driver's side auto-dimming feature, and body-colour mirror caps
Pickup box – LED centre high-mounted stop lamp with integrated cargo lamp
Tail lamps – LED
Two-tone paint with Caribou lower accent colour
Wheel-lip mouldings – Caribou

Available Options

Mechanical

3.5L EcoBoost® Ti-VCT engine and 6-speed SelectShift automatic transmission with progressive range select and tow/haul mode
Axle – Rear, electronic-locking
Axle – Rear, higher ratio
20" chrome-like PVD wheels and 275/55R20 OWL all-terrain tires (requires 600A and KING RANCH Chrome Package)
20" machined aluminum wheels with Light Caribou-painted pockets and 275/55R20 OWL all-terrain tires (included with 601A)
LT275/65R18C OWL all-terrain tires (requires 600A)

Interior

Flooring – Full-coverage rubber floor mats

Exterior

Active park assist (requires 601A, and Technology Package)
Adaptive cruise control and collision warning with brake support
Bed divider (n/a with stowable loading ramps)
Bedliner – Plastic drop-in
Bedliner – Tough Bed® spray-in bedliner
BLIS® (Blind Spot Information System) with cross-traffic alert (included with 601A)
Box side steps
Cab steps – Power-deployable running boards (requires KING RANCH Chrome Package)
Mirrors – PowerScope® power-telescoping/-folding trailer tow with power, heated glass, integrated turn signal indicators, high-intensity LED security approach lamps, LED spotlights, and chrome mirror caps (requires Trailer Tow Package or Max. Trailer Tow Package)
Moonroof – Twin panel
Skid plates
Stowable bed extender
Stowable loading ramps¹ (n/a with bed divider or tonneau covers)
Tailgate step includes step, grab bar and tailgate lift assist (included with 601A)
Tonneau cover – Hard¹ (n/a with stowable loading ramps)
Tonneau cover – Soft-folding by Advantage^{1,2} (n/a with stowable loading ramps)
Wheel-well liners, rear¹

Safety & Security

Inflatable safety belts in rear outboard seating positions (included with 601A)

Available Equipment Group

Equipment Group 601A – Tailgate step includes step, grab bar and tailgate lift assist + BLIS® (Blind Spot Information System) with cross-traffic alert + multicontour front bucket seats + inflatable safety belts in rear outboard seating positions + auto high-beam headlamps + rain-sensing windshield wipers + 20" machined aluminum wheels with Light Caribou-painted pockets + 275/55R20 OWL all-terrain tires

¹Available Spring 2015. ²Ford Licensed Accessory.

PLATINUM

Equipment Group 700A

Includes select LARIAT features, plus:

Mechanical

5.0L Ti-VCT V8 engine and 6-speed SelectShift® automatic transmission with progressive range select and tow/haul mode

2-speed automatic 4WD with neutral towing capability

Trailer brake controller

20" polished aluminum wheels

275/55R20 BSW all-terrain tires

Seating

Front – Multicontour bucket seats with PLATINUM logo on seat backs

Rear – Heated outboard seats

Interior

Audio System from Sony® with single-CD player, 10 speakers and subwoofer

Voice-activated Navigation System

Aluminum appliques on centre panel and console

Ambient lighting

Centre console – Flow-through with leather-trimmed lid and floor shifter knob

Door-sill scuff plates – Metallic insert with PLATINUM lettering

Flooring – Premium carpeted floor mats

Genuine Figured Eucalyptus wood interior trim accents

Steering column – Power-tilt/-telescoping with memory

Steering wheel – Heated

Universal garage door opener

Exterior

BLIS® (Blind Spot Information System) with cross-traffic alert

Bright bodyside accent mouldings

Bumper – Front, body-colour with chrome insert and body-colour upper fascia

Bumper – Rear, body-colour

Cab steps – Power-deployable running boards

Door and tailgate handles – Body-colour with chrome straps

Exhaust tip – Chrome

Grille – Satin-finish 3-bar insert with chrome accents, satin-finish surround and bright mesh

Headlamps – Quad-beam LED with auto high beams

Mirrors – Power-folding sideview with power, heated glass, memory, integrated turn signal indicators, high-intensity LED security approach lamps, LED spotlights, driver's side auto-dimming feature, and chrome mirror caps

Pickup box – LED centre high-mounted stop lamp with integrated cargo lamp

PLATINUM fender badges

Tail lamps – LED

Tailgate – Satin-finish appliqué

Tailgate step with grab bar and tailgate lift assist

Tow hooks – 2 in front, chrome

Windshield wipers – Rain-sensing

Safety & Security

Inflatable safety belts in rear outboard seating positions

Available Options

Mechanical

3.5L EcoBoost® V6 engine and 6-speed SelectShift automatic transmission with progressive range select and tow/haul mode

Axle – Rear, electronic-locking

Axle – Rear, higher ratio

Interior

Flooring – Full-coverage rubber floor mats

Exterior

Active park assist (requires Technology Package)

Adaptive cruise control and collision warning with brake support

Bed divider (n/a with stowable loading ramps)

Bedliner – Plastic drop-in

Bedliner – Tough Bed® spray-in bedliner

Box side steps

Mirrors – PowerScope® power-telescoping/-folding trailer tow with power, heated glass, integrated turn signal indicators, high-intensity LED security approach lamps, LED spotlights, and chrome mirror caps (requires Trailer Tow Package or Max. Trailer Tow Package)

Moonroof – Twin panel

Skid plates

Stowable bed extender

Stowable loading ramps¹ (n/a with bed divider or tonneau covers)

Tonneau cover – Hard¹ (n/a with stowable loading ramps)

Tonneau cover – Soft-folding by Advantage^{1,2} (n/a with stowable loading ramps)

Wheel-well liners, rear¹



PLATINUM SuperCrew® 4x4. White Platinum Metallic Tri-coat. Available equipment.

PLATINUM SuperCrew 4x4. Brunello luxury leather trim. Available equipment.

¹Available Spring 2015. ²Ford Licensed Accessory.

PACKAGES

XL Appearance

XL Chrome Package (requires 101A; n/a with XL Sport Package or Heavy-Duty Payload Package) includes chrome front bumper with body-colour upper fascia, chrome rear bumper, fog lamps, and 17" Silver-painted aluminum wheels

XL Sport Package (requires 101A; n/a with XL Chrome Package or Heavy-Duty Payload Package) includes body-colour front bumper and upper fascia, body-colour rear bumper, fog lamps, 17" Silver-painted aluminum wheels, and SPORT box decals (decals not included when ordered with the FX4 Off-Road Package)

XLT Appearance

XTR Package (n/a with Regular Cab, XLT Sport Package or Heavy-Duty Payload Package) includes chrome billet-style grille and surround with black mesh insert, chrome front tow hooks (4x4), 18" chrome-like PVD wheels, 265/60R18 OWL all-season tires (4x2), 275/65R18 OWL all-terrain tires (4x4), chrome door handles with body-colour bezels, chrome tailgate handle with black bezel, 5" chrome cab steps, chrome exhaust tip, and XTR box decals

XLT Sport Package (requires 301A or 302A; n/a with Regular Cab, SuperCab 164" WB, XTR Package or Heavy-Duty Payload Package; requires 110-volt/400-watt power outlet) includes Black billet-style grille with body-colour surround and black mesh insert; body-colour bumpers, front upper fascia, door handles and wheel-lip mouldings; body-colour tailgate handle with black bezel; 18" 6-spoke machined aluminum wheels with Magnetic-painted pockets; 265/60R18 OWL all-season tires (4x2); 275/65R18 OWL all-terrain tires (4x4); Magnetic tubular cab steps; chrome exhaust tip; SPORT box decals (decals not included when ordered with the FX4 Off-Road Package); Sport cloth front bucket seats with flow-through centre console and floor shifter; and unique interior finish

LARIAT Appearance

LARIAT Chrome Package (requires 501A or 502A; n/a with LARIAT Sport Package) includes chrome 3-bar grille, surround and mesh insert, chrome front tow hooks (4x4), 18" chrome-like PVD wheels, 265/60R18 BSW all-season tires (4x2), 275/65R18 OWL all-terrain tires (4x4), chrome door handles with body-colour bezels, chrome mirror caps, chrome angular cab steps, and chrome exhaust tip

LARIAT Sport Package (requires 501A or 502A; n/a with SuperCab 164" WB or LARIAT Chrome Package) includes Magnetic 3-bar grille and surround with black mesh insert; Magnetic 6" angular cab steps; body-colour front bumper, Magnetic insert and body-colour upper fascia; body-colour rear bumper; 18" 6-spoke machined aluminum wheels with Magnetic-painted pockets; 265/60R18 BSW all-season tires (4x2); 275/65R18 BSW all-terrain tires (4x4); chrome exhaust tip; SPORT box decals (decals not included when ordered with the FX4 Off-Road Package); and unique interior finish

KING RANCH™ Appearance

KING RANCH Chrome Package includes chrome 3-bar grille, surround and mesh insert, chrome bumpers, chrome front tow hooks, 18" chrome-like PVD wheels with 275/65R18 OWL all-terrain tires (600A), 20" chrome-like PVD wheels with 275/55R20 OWL all-terrain tires (601A), chrome door handles with body-colour bezels, chrome mirror caps, bright beltline mouldings, chrome angular cab steps, and tailgate appliqué

KING RANCH Monochromatic Paint Package (requires KING RANCH Chrome Package) includes monochromatic paint and body-colour wheel-lip mouldings

Technology

Technology Package (available on LARIAT 502A, KING RANCH 601A and PLATINUM; n/a with Snow Plow Prep) includes 360 Camera with Split-view Display, and Lane-Keeping System

FX4 Off-Road

FX4 Off-Road Package (optional on all trims; 4x4 only; n/a with the 3.5L Ti-VCT engine) includes electronic-locking rear axle; off-road tuned front and rear shock absorbers; fuel tank, transfer case and front differential skid plates; FX4 Off-Road box decals (decals not included when ordered with the XTR Package); and Hill Descent Control™

Towing

Class IV Trailer Hitch (optional on XL and XLT 300A; required for towing up to 5,000 lbs.; 4-pin/7-pin wiring harness, and Smart Trailer Tow Connector

Trailer Tow Package (optional on all trims; required for towing up to 11,100 lbs.) includes 4-pin/7-pin wiring harness, Class IV trailer hitch receiver, Smart Trailer Tow Connector, auxiliary transmission oil cooler, engine oil cooler (with 3.5L Ti-VCT engine only), and upgraded radiator and front stabilizer bar

Max. Trailer Tow Package (optional on all trims; required for towing up to 12,200 lbs.; requires 3.5L EcoBoost® engine; n/a with Regular Cab 122" WB) includes 4-pin/7-pin wiring harness, Class IV trailer hitch receiver, Smart Trailer Tow Connector, auxiliary transmission oil cooler, 3.55 electronic-locking rear axle, trailer brake controller, and upgraded radiator, front stabilizer bar and rear bumper

Payload

2.7L EcoBoost Payload Package (available on XL, XLT and LARIAT 500A/501A; requires 2.7L EcoBoost engine; n/a with Regular Cab 122" WB) includes 3.73 electronic-locking rear axle, 9.75" gear set, mechanical parking brake, and Trailer Tow Package

Heavy-Duty Payload Package (available on XL, XLT 300A/301A and LARIAT 500A; increases GVWR for improved payload and towing; restrictions apply) includes 17" Silver heavy-duty steel wheels with LT245/70R17E BSW all-terrain tires on XL; 18" Silver heavy-duty aluminum wheels with LT275/65R18C OWL all-terrain tires on XLT and LARIAT; heavy-duty shock absorbers; upgraded springs and radiator; auxiliary transmission oil cooler; 9.75" gear set and 3.73 electronic-locking rear axle

WHEELS



17" Silver Steel
XL – Standard



17" Silver Heavy-Duty Steel
XL – Included: Heavy-Duty Payload Package



17" Silver-Painted Aluminum
XL – Included: Chrome Package and Sport Package
XLT – Standard



18" Silver Heavy-Duty Aluminum
XL – Optional: Requires 101A and Heavy-Duty Payload Package
XLT – Included: Heavy-Duty Payload Package
LARIAT – Included: Heavy-Duty Payload Package



18" Machined Aluminum with Silver-Painted Pockets
LARIAT – Standard



18" 6-Spoke Machined Aluminum with Magnetic-Painted Pockets
XLT – Included: Sport Package
LARIAT – Included: Sport Package



18" Chrome-Like PVD
XLT – Included: XTR Package
LARIAT – Included: Chrome Package



20" 6-Spoke Premium Painted Aluminum
XLT – Optional: Requires Sport Package
LARIAT – Optional: Requires Sport Package



20" Machined Aluminum with Silver-Painted Pockets
XLT – Optional: Requires 301A
LARIAT – Optional: Requires 500A or 501A



20" Chrome-Like PVD
XLT – Optional: Requires XTR Package
LARIAT – Optional: Requires Chrome Package



18" Machined Aluminum with Silver-Painted Pockets
KING RANCH – Standard



20" Machined Aluminum with Light Caribou-Painted Pockets
KING RANCH – Optional: Requires 600A
KING RANCH – Included: 601A



20" Chrome-Like PVD
KING RANCH – Optional: Requires Chrome Package on 600A
KING RANCH – Included: Chrome Package on 601A



20" Polished Aluminum
PLATINUM – Standard



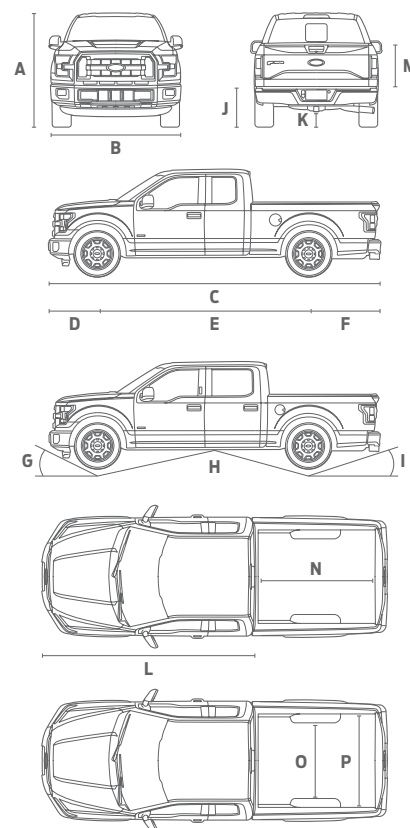
XL SuperCab 4x2, Blue Flame Metallic, XL Sport Package.

LARIAT SuperCrew® 4x4, Magnetic Metallic, FX4 Off-Road Package and LARIAT Sport Package. Available equipment.

TECHNICAL SPECIFICATIONS

DIMENSIONS in. (mm)

	Regular Cab 4x2/4x4	SuperCab 4x2/4x4	SuperCrew® 4x2/4x4
Exterior			
A. Height – 5½' box	—	—	75.6 (1,919)/77.2 (1,962)
A. Height – 6½' box	75.5 (1,918)/76.9 (1,954)	75.5 (1,917)/77.2 (1,960)	75.7 (1,922)/77.3 (1,964)
A. Height – 8' box	75.1 (1,907)/76.9 (1,952)	75.5 (1,917)/77.0 (1,955)	—
B. Width – Excl. mirrors	79.9 (2,030)	79.9 (2,030)	79.9 (2,030)
B. Width – Incl. standard mirrors	96.8 (2,459)	96.8 (2,459)	96.8 (2,459)
B. Width – Incl. trailer tow mirrors	105.9 (2,689)	105.9 (2,689)	105.9 (2,689)
B. Width – Std. mirrors folded	83.5 (2,120)	83.5 (2,120)	83.5 (2,120)
C. Length – 5½' box	—	—	231.9 (5,889)
C. Length – 6½' box	209.3 (5,315)	231.9 (5,889)	243.7 (6,189)
C. Length – 8' box	227.9 (5,789)	250.5 (6,363)	—
D. Overhang – Front	38.3 (959)	38.3 (959)	38.3 (959)
E. Wheelbase – 5½' box	—	—	145.0 (3,683)
E. Wheelbase – 6½' box	122.4 (3,109)	145.0 (3,683)	156.8 (3,983)
E. Wheelbase – 8' box	141.1 (3,583)	163.7 (4,157)	—
F. Overhang – Rear	49.1 (1,247)	49.1 (1,247)	49.1 (1,247)
G. Angle of approach – 5½' box	—	—	24.1°/25.5°
G. Angle of approach – 6½' box	24.8°/24.8°	24.4°/25.8°	23.8°/25.5°
G. Angle of approach – 8' box	24.1°/25.7°	24.5°/26.1°	—
H. Ramp breakover angle – 5½' box	—	—	18.3°/21.0°
H. Ramp breakover angle – 6½' box	22.1°/24.7°	18.5°/19.7°	17.2°/19.7°
H. Ramp breakover angle – 8' box	19.3°/22.1°	16.8°/19.0°	—
I. Angle of departure – 5½' box	—	—	23.8°/26.0°
I. Angle of departure – 6½' box	24.6°/27.1°	24.0°/26.1°	24.5°/26.4°
I. Angle of departure – 8' box	24.7°/26.8°	24.4°/26.0°	—
J. Load floor height – 5½' box	—	—	34.0 (863)/35.7 (907)
J. Load floor height – 6½' box	34.7 (882)/36.9 (937)	34.1 (866)/35.9 (912)	34.6 (878)/36.1 (917)
J. Load floor height – 8' box	34.8 (883)/36.5 (928)	34.5 (876)/35.7 (907)	—
K. Ground clearance (min.) – 5½' box	—	—	8.5 (216)/9.4 (238)
K. Ground clearance (min.) – 6½' box	8.8 (224)/9.4 (239)	8.7 (220)/9.4 (238)	8.4 (213)/9.3 (237)
K. Ground clearance (min.) – 8' box	8.6 (219)/9.4 (239)	8.7 (221)/9.3 (237)	—
L. Cab length	121.5 (3,087)	144.1 (3,661)	155.9 (3,961)
Interior	1st Row/2nd Row	1st Row/2nd Row	1st Row/2nd Row
Head room	40.8 (1,037)/—	40.8 (1,037)/40.3 (1,023)	40.8 (1,037)/40.4 (1,026)
Shoulder room	66.7 (1,694)/—	66.7 (1,694)/65.8 (1,671)	66.7 (1,694)/65.9 (1,674)
Hip room	62.5 (1,588)/—	62.5 (1,588)/64.7 (1,644)	62.5 (1,588)/64.7 (1,644)
Leg room (max.)	43.9 (1,115)/—	43.9 (1,115)/33.5 (851)	43.9 (1,115)/43.6 (1,108)
Cargo Box	5½' Box	6½' Box	8' Box
Volume cu. ft. (litres)	52.8 (1,495)	62.3 (1,764)	77.4 (2,191)
M. Inside height	21.4 (543)	21.4 (543)	21.4 (543)
N. Length at floor	67.1 (1,705)	78.9 (2,005)	97.6 (2,479)
O. Width at wheelhouse	50.6 (1,285)	50.6 (1,285)	50.6 (1,285)
P. Maximum width at floor	65.2 (1,656)	65.2 (1,656)	65.2 (1,656)



CONVENTIONAL TOWING — MAXIMUM LOADED TRAILER WEIGHT RATINGS lbs. (kg)

Engine	Axle Ratio	GCWR	Regular Cab		SuperCab		SuperCrew	
			122.4" WB 4x2/4x4	141.1" WB 4x2/4x4	145.0" WB 4x2/4x4	163.7" WB 4x2/4x4	145.0" WB 4x2/4x4	156.8" WB 4x2/4x4
3.5L V6 FFV	3.55	9,400 (4,264) 9,500 (4,309) 9,800 (4,445) 9,900 (4,491)	5,000 (2,268)/— — — —	— 5,000 (2,268)/— — —	— — 5,000 (2,268)/— —	— — — —	— — — —	— — 5,000 (2,268)/— —
	3.73	12,000 (5,443) 12,100 (5,489) 12,200 (5,534)	7,600 (3,447)/— — —	— 7,600 (3,447)/— —	— — 7,400 (3,357)/7,200 (3,266)	— — —	— — —	— — 7,300 (3,311)/7,100 (3,221)
2.7L EcoBoost	3.31	12,200 (5,534) 12,300 (5,579) 12,500 (5,670) 12,600 (5,715)	7,600 (3,447)/— — — —	— — 7,600 (3,447)/— —	— — 7,600 (3,447)/— —	— — — 7,600 (3,447)/—	— — — —	— — — 7,600 (3,447)/—
	3.55	12,500 (5,670) 12,700 (5,761) 12,800 (5,806)	— — —	— — —	— — —	— — —	— — —	— — —
	3.73	13,100 (5,942) 13,300 (6,035)	8,500 (3,856)/— —	— 8,400 (3,810)	— 8,500 (3,856) ¹ / 8,400 (3,810)	— 8,200 (3,720)/— 8,300 (3,765) ¹ / 8,200 (3,720)	— 8,100 (3,674)/— 8,200 (3,720) ¹ /—	— 8,100 (3,674)/— 8,200 (3,720) ¹ /—
5.0L V8 FFV	3.31	13,000 (5,897) 13,200 (5,988) 13,900 (6,305) 14,100 (6,396) 14,200 (6,441) 14,300 (6,486)	8,400 (3,810)/— — — — — —	— — 9,100 (4,128)/— — — —	— — — — — —	— — — — — —	— — — — — —	— — 9,100 (4,128)/— — 9,100 (4,128)/— 9,100 (4,128)/—
	3.55	13,200 (5,988) 13,800 (6,260) 14,100 (6,396) 14,400 (6,532) 14,500 (6,577) 14,900 (6,759) 15,200 (6,895) 15,300 (6,940)	— — — — — — — —	— — — — — — — —	— — — — — — — —	— — — — — — — —	— — — — — — — —	— — — — — — — —
	3.73	14,600 (6,623) 16,000 (7,258) 16,100 (7,303) 16,200 (7,348)	— — — —	— — — —	— — — —	— — — —	— — — —	— — — —
3.5L EcoBoost	3.15	15,500 (7,031) 15,800 (7,167) 15,900 (7,212)	— — —	— — —	— — —	— — —	— — —	— — —
	3.31	15,800 (7,167) 16,000 (7,258) 16,100 (7,303) 16,200 (7,348)	— — — —	— — — —	— — — —	— — — —	— — — —	— — — —
	3.55	15,800 (7,167) 16,000 (7,258) 16,100 (7,303) 16,200 (7,348) 16,900 (7,666) 17,000 (7,711) 17,100 (7,757)	— — — — — — —	— — — — — — —	— — — — — — —	— — — — — — —	— — — — — — —	— — — — — — —
3.73	17,000 (7,711) 17,100 (7,757)	— —	— —	— —	— —	— —	— —	— —

MAXIMUM PAYLOAD WEIGHT RATINGS lbs. (kg)

Engine	Drive	Max. GVWR	Regular Cab		SuperCab		SuperCrew	
			122.4" WB	141.1" WB	145.0" WB	163.7" WB	145.0" WB	156.8" WB
3.5L V6 FFV	4x2	6,010 (2,726)/6,100 (2,767) 6,150 (2,790)	1,910 (866)/— —	—/1,900 (862) —	—/1,680 (762) —	—/— —	—/— —	—/— —
	4x4	6,050 (2,744)/6,100 (2,767) 6,300 (2,858)/6,350 (2,880)	1,690 (767)/— —	—/1,670 (758) —	—/— —	—/— —	—/— —	—/— —
2.7L EcoBoost®	4x2	6,010 (2,726)/6,100 (2,767)/6,250 (2,835) 6,350 (2,880)/6,500 (2,948)/6,650 (3,016) 6,750 (3,062)/6,800 (3,084)/6,900 (3,130)	1,800 (816)/—/— —/—/— —/—/—	—/1,800 (816)/— —/—/2,250 (1,021) ¹ —/—/—	—/—/1,740 (789) —/—/— 2,160 (980)/—/—	—/—/— —/—/1,910 (866)/— —/—/2,210 (1,002) ¹	—/—/1,640 (744) —/—/1,960 (889) ¹ —/—/—	—/—/— 1,700 (771)/—/— —/2,070 (939)/—
	4x4	6,050 (2,744)/6,250 (2,835)/6,500 (2,948) 6,800 (3,084)/6,900 (3,130)/7,000 (3,175)	1,580 (717)/—/— —/—/—	—/1,700 (771)/— 2,140 (971)/—/—	—/—/1,740 (789) —/—/2,160 (980) ¹	—/—/— —/—/—	—/—/1,640 (744) —/1,960 (889) ¹ /—	—/—/— —/—/—
5.0L V8 FFV	4x2	6,200 (2,812)/6,750 (3,062)/6,800 (3,084) 6,900 (3,130)/6,950 (3,153)/7,000 (3,175) 7,600 (3,447)/7,850 (3,561)	1,930 (875)/—/— —/—/— —/—	—/2,360 (1,070)/— —/—/— 3,070 (1,393) ² /3,300 (1,497) ³	—/—/— 2,330 (1,057)/—/— —/—	—/—/— —/—/2,330 (1,057) 2,790 (1,266) ² /3,020 (1,370) ³	—/—/— —/—/— —/—	—/—/— —/2,230 (1,012)/— 2,680 (1,216) ² /2,910 (1,320) ³
	4x4	6,400 (2,903)/6,950 (3,153)/7,000 (3,175) 7,050 (3,198)/7,600 (3,447)/7,850 (3,561)	1,860 (844)/—/— —/—/—	—/2,300 (1,043)/— —/2,830 (1,284) ² /3,060 (1,388) ³	—/—/— —/—/—	—/—/— —/—/—	—/—/— —/—/—	—/—/— 2,070 (939)/—/— —/—/—
3.5L EcoBoost	4x2	6,800 (3,084)/6,900 (3,130)/7,000 (3,175) 7,050 (3,198)/7,600 (3,447) 7,850 (3,561)	—/—/— —/— —	—/—/— 2,580 (1,170)/3,040 (1,379) ² 3,270 (1,483) ³	—/—/— —/— —	—/—/— 2,290 (1,039)/2,770 (1,256) ² 3,000 (1,315) ³	—/—/— —/— —	—/—/— —/2,230 (1,012) —/2,660 (1,207) ² 2,900 (1,315) ³
	4x4	7,000 (3,175)/7,050 (3,198) 7,600 (3,447)/7,850 (3,561)	—/— —/—	—/2,330 (1,057) 2,820 (1,279) ² /3,050 (1,383) ³	—/2,170 (984) —/—	—/2,030 (921) 2,520 (1,143) ² /2,760 (1,252) ³	—/2,020 (916)/— —/—	—/2,010 (912) 2,420 (1,098) ² /2,650 (1,202) ³

MECHANICAL lbs. (kg)

Front Suspension

Coil-over-shock
Axle rating @ ground – 2,850 (1,293) - 3,750 (1,701)

Rear Suspension

Solid axle
Axle rating @ ground – 3,300 (1,497) - 4,800 (2,177)

Steering

Electric power-assisted

Brakes

4-wheel vented-disc ABS
Front rotor diameter – 13.8"
Rear rotor diameter – 13.7"

Conventional Towing Notes: Trailer tongue load weight should be 10–15% of total loaded trailer weight. Make sure that the vehicle payload (reduced by option weight) will accommodate trailer tongue load weight, and the weight of passengers and cargo added to the towing vehicle. The addition of trailer tongue load weight, and the weight of passengers and cargo, cannot cause vehicle weights to exceed the rear GAWR (Gross Axle Weight Rating) or GVWR (Gross Vehicle Weight Rating). These ratings can be found on the vehicle Safety Compliance Certification Label.

Maximum capabilities shown are for properly equipped vehicles with required equipment and a 150-lb. (68-kg) driver. Weight of additional options, equipment, passengers and cargo must be deducted from this weight. For additional information, see your Ford of Canada Dealer.

¹Requires 2.7L EcoBoost Payload Package. ²Requires Heavy-Duty Payload Package and 17" wheels. ³Requires Heavy-Duty Payload Package and 18" wheels. ⁴Requires Max. Trailer Tow Package.

EXTERIORS This helpful guide is intended for selecting an exterior colour – not features, options or a trim level.



White Platinum Metallic Tri-coat



Oxford White



Ingot Silver Metallic



Race Red



Ruby Red Metallic Tinted Clearcoat



Bronze Fire Metallic



Blue Flame Metallic



Blue Jeans Metallic



Caribou Metallic



Green Gem Metallic



Magnetic Metallic



Guard Metallic



Tuxedo Black Metallic

Exteriors	Two-Tone		Interiors						
	XL	XL SPORT	XLT	XLT SPORT	LARIAT	LARIAT SPORT	KING RANCH™	PLATINUM	
White Platinum Metallic Tri-coat ¹	■								
Oxford White	■ ■	1 2	1 2	3 4	5	6 7 8	8	9	
Ingot Silver Metallic	■	1 2	1 2	3 4	5	6 7 8	8	10 11	
Race Red	■	1 2	1 2	3 4	5	6 7 8	8		
Ruby Red Metallic Tinted Clearcoat ¹	■ ■			3 4	5	6 7 8	8	9	
Bronze Fire Metallic ²	■			3 4		6 7 8		9	
Blue Flame Metallic	■	1 2	1 2	3 4	5	6 7 8	8		
Blue Jeans Metallic	■ ■	1 2		3 4		6 7 8		9	
Caribou Metallic ²		1 2		3 4		6 7 8		9	
Green Gem Metallic	■ ■	1 2		3 4		6 7 8		9	
Magnetic Metallic ²		1 2	1 2	3 4	5	6 7 8	8	10 11	
Guard Metallic ²				3 4		6 7 8		10 11	
Tuxedo Black Metallic	■ ■	1 2	1 2	3 4	5	6 7 8	8	9	

■ Magnetic Two-Tone Accent exterior optional on XLT ■ Caribou Two-Tone Accent exterior standard on KING RANCH, optional on LARIAT

² Optional ⁶ Not available with two-tone exterior


Colours are representative only. See your Ford of Canada Dealer for actual paint/trim options.

¹ Additional charge. ² New for 2015.

INTERIORS



1 Medium Earth Grey Vinyl



2 Dark Earth Grey Cloth



3 Medium Earth Grey Cloth




4 Medium Light Camel Cloth



5 XLT Sport Black Cloth



6 Medium Earth Grey Leather




7 Medium Light Camel Leather




8 Black Leather



9 Antiqued Mesa Brown Leather¹



10 Black Luxury Leather



11 Brunello Luxury Leather



LARIAT SuperCrew[®] in Ingot Silver Metallic accessorized with a chrome exhaust tip, heavy-duty splash guards with stainless steel inserts, step bars, bed extender, spray-in bedliner,³ side window deflectors and chrome hood deflector

Portable DVD Rear-Seat Entertainment Systems by NextBase^{®4}

Commercial-grade tool/cargo box by Delta^{®4}

All-weather floor mats

Remote Access



Exterior

- Exhaust tips
- Hood deflector
- Hood protector⁴
- Locking fuel plug
- Racks and carriers⁴
- Retractable side steps
- Sportz[®] tents⁴
- Step bars
- Splash guards
- Trailer towing accessories
- Wheel lock kit
- Wheel-well liners



Interior

- Ash cup/coin holders
- Bed cargo organizers and protectors
- Interior light kit
- Protective seat covers⁴

Electronics

- Auto-dimming rearview mirrors
- Crew Chief[™] powered by Telogis^{®4}
- Keyless entry keypad
- Warning sensor systems⁴



Bed Products

- Bed/cargo illumination
- Bed cargo net, divider, extenders, liners and mats
- Bed interface plate
- Bed tailgate viscous dampening cartridge
- Premium locking cleats
- Retractable stake pocket tie-downs⁴
- Tonneau covers⁴

³ Factory option. See your Ford of Canada Dealer for details. ⁴ Ford Licensed Accessory.